



सत्यमेव जयते

# **GOVERNMENT OF ASSAM**

## **PUBLIC ENTERPRISES DEPARTMENT**

### **Statistical Report**

### **on**

### **State Level Public Enterprises of Assam**



**2009-10 to 2011-12**



# GOVERNMENT OF ASSAM PUBLIC ENTERPRISES DEPARTMENT

## Statistical Report on State Level Pubic Enterprises of Assam



2009-10 to 2011-12





सत्यमेव जयते

**Tarun Gogoi**

**Chief Minister, Assam  
Guwahati**



**MESSAGE**

I am glad to know that the Statistical Report on State Level Public Enterprises (SLPEs) for the period 2009-10 to 2011-12 is being published by the Department of Public Enterprises, Government of Assam. The report highlights the overall performance of the SLPEs of Assam and provides key information in respect of each of the functioning SLPEs.

The State Government has made investments in the SLPEs not only to make the PSUs commercially viable but also to ensure socio-economic benefits to the State. The SLPEs also play an important role for employment generation of the State. Therefore, reform measures are being taken by the State Government to improve the performance of the SLPEs.

I hope that this report will prove to be useful in assessing the current status of the SLPEs and planning for the future.

Guwahati  
12/03/2014

  
(TARUN GOGOI)

**Pradyut Bordoloi**

Minister  
Power, Public Enterprises,  
Industries & Commerce,  
Govt. of Assam



Assam Secretariat, Block 'C', Ground Floor  
Dispur, Guwahati-6, Assam, India  
Tel : +91-361-2237008 (O), 2261326 (H)  
e-mail : satadalb2002@yahoo.co.in



### MESSAGE

I am happy that the Public Enterprises Department, Government of Assam is publishing a Statistical Report on the SLPEs for the period 2009-10 to 2011-12. While the State Level Public Enterprises (SLPEs) of Assam have always played an important role for the development of the State, this Statistical Report will present an overall status of physical performance & financial performance of all the 38 nos. of SLPEs during the period of review.

It is noteworthy that after the Govt. of Assam launched a Power Reform Programme, a Lion's share of the government investment has gone into the power sector, so that old and inefficient PSU can perform better. This is a case to elaborate that PSUs with potentials would be given necessary stimulus for being viable. Similarly to improve the performance of the SLPEs and to prevent further drainage of public money, 17 (seventeen) unviable SLPEs and two industrial unit of an another SLPE were closed down by the State Government during the period 2005-06 to 2010-11. The erstwhile Assam State Electricity Board (ASEB) also dissolved by the State Govt. on 31<sup>st</sup> March, 2013 after creation of 3(three) Successor Companies under the Companies Act, 1956. The State Government also provided financial assistance to the SLPEs on need basis for implementation of VRS to reduce manpower cost, working capital assistance to increase capacity utilisation, besides providing financial assistance for one time settlement of secured loan liabilities. With the initiative of the Department of Public Enterprises execution of MOUs between the PSU and the concerned Administrative Department has been started and till now 11 nos. of SLPEs were covered under MOU of which 9 (nine) nos. of SLPEs have already signed the MOUs with their Administrative Departments. The Department also taken up for another 16 SLPEs for study on MOU and TNA during 2013-14.

I hope that this report will be able to give an 'over view' of the present state of affairs in the SLPEs giving a clear signal to the Administrative Departments and all the stakeholders of the SLPEs that Reform is a must and it has to be taken forward in a scientific manner.

Guwahati 19<sup>th</sup> March, 2014

  
(Pradyut Bordoloi)



**Jitesh Khosla, I.A.S.**  
**Chief Secretary**



**GOVERNMENT OF ASSAM**  
Block-'C', 3rd Floor,  
Assam Sachivalaya,  
Dispur, Guwahati-781006  
Tel. : 0361- 2261120 (O)  
2261403 (O)  
2260900 (Fax)  
E-mail : cs-assam@nic.in  
j.khosla@nic.in

### **MESSAGE**

I am happy to learn that the Department of Public Enterprises, Government of Assam is publishing the Statistical Report for the period 2009-10 to 2011-12 containing information on the State Level Public Enterprises (SLPEs) of Assam during this period.

The SLPEs have played a very important role in economic development of the State. In the modern economy, SLPEs are required to be commercially viable and efficient in their use and deployment of resources. The SLPEs will find the Report useful to assess their own performance and take corrective steps to become more professional, competitive and socially responsible. The Report will also be useful to the Administrative Departments in planning their strategy and financial resource for better performance of the SLPEs under their administrative control.

I commend the efforts of the officers of the Department of Public Enterprises for compiling and publishing the Statistical Report 2009-10 to 2010-12.

  
(Jitesh Khosla)

Nityananda Barkakoty  
Commissioner & Secretary  
Public Enterprises Department  
Government of Assam  
Dispur, Guwahati.



## INTRODUCTION

The Public Sector Enterprises in Assam plays a vital role in the State economy. There are 38 (thirty eight) State Level Public Enterprises (SLPEs) under the purview of Public Enterprises Department, Government of Assam and these enterprises serve in different sectors of economy. Of these 38 SLPEs, 5nos. are under Service Sector, 6nos. under Trade Sector, 4nos. under Welfare Sector, 11nos. under promotional Sector, 10nos. under Production Sector and 2nos. under Construction Sector. Some enterprises are engaged in manufacturing activities, some are engaged in activities like Tourism, warehousing, providing agricultural imputes, Housing, Road Transport, Electricity, Water Supply & Sewerage etc. Some others function as financial institution for industrial development, for development of weaker section of the society etc. The growing volume of investment in these State Level Public Enterprises helped in strengthening infrastructure, expansion of business activities, increased employment opportunities etc.

The SLPEs were created to facilitate rapid economic growth and speedy industrialisation of the State, to earn reasonable rate of return on investment made, to promote development of small scale and ancillary industries, to exploit natural resources of the State, to produce goods & services and to implement development programs providing financial support to the weaker sections of the society and to create employment opportunities in the state.

The Statistical Report is prepared to present and analyse the financial performance of the SLPEs for the Financial Year 2009-10 to 2011-12. This Report will provide financial results and financial & physical performance of State enterprises in aggregate and also in terms of individual enterprise. Under financial status, the working results are being presented and have been worked out by using standard indicators adopted uniformly. In some cases figures for the year 2009-10 may be different from the figures that appeared in the last Report. This variation may be due to substitution of the then provisional figures with the audited/ revised figures as furnished by the concerned enterprises.

In these 38 SLPEs, Capital Investment, Government Investment and Paid up Capital during the year 2011-12 stood at Rs.6771crore, Rs.5665 crore and Rs.1437 crore respectively. The Turnover for the year 2010-11 was Rs.3400 crore. Out of 38



SLPEs 20 SLPEs made Net Profit of Rs.88 crore and 16 SLPEs incurred losses of Rs. Rs.617 crore during 2010-11. Total Accumulated Loss for the said period was Rs.2530 crore and Contribution to State Exchequer was Rs.105 crore. The Assam Gas Company Ltd. and the Assam Co-operative Jute Mills Ltd. declared Dividend during 2011-12. At present there are 36363 nos. of employees in the services in 38 SLPEs.

The State Government has so far closed down 17 (seventeen) unviable SLPEs and two Industrial Units of another SLPE during the period 2005-06 to 2010-11 under Assam Governance Public Resource Management Programme (AGPRMP) financed by Asian Development Bank (ADB) as well as under the State Budget. Moreover, Assam State Electricity Board (ASEB) was dissolved by the State Government on 31<sup>st</sup> March, 2013 after creation 3 (three) Successor Companies based on the activities in prime Sector.

The Department of Public Enterprises with the help of outside service providers have undertaken an immense effort for execution of Memorandum of Understanding (MOU) between the SLPEs and the concerned Administrative Departments for 11 SLPEs during 2011-12 and for 16 SLPEs during the current financial year (2013-14) and so far 9 nos. of SLPEs has executed the MOU with their Administrative Departments with the aim to improve their performance. The signed copies of MOU are included in Chapter -4.

I expect that the Statistical Report will be useful to all the State PSUs of Assam and the Administrative Departments for obtaining required information on physical performance & financial performance of the SLPEs, their action plan to achieve the goal, information on constitution of BOD etc. for the period under review and to take corrective measures for improving their performance. I commend the effort of the officers and staff of the Pubic Enterprises Department for compiling and publishing the Statistical Report.

I welcome valuable suggestion on reform measures of the SLPEs for their better performance and on the Statistical Report for the period 2009-10 to 2011-12 for improving such presentation in future.



(Nityananda Barkakoty)

# INDEX

I T E M S			Page Nos.	
Chapter 1			From	To
1	LIST OF STATE LEVEL PUBLIC ENTERPRISES		1	2
2	AT A GLANCE		3	4
3	ACTIVITIES & STATUS OF SLPEs		5	6
4	ADDRESS & PHONE NUMBERS OF SLPEs		7	9
5	GLOSSARY OF TERMS		10	11
6	AUTHORISED CAPITAL		12	
7	PAID UP CAPITAL		13	
8	CAPITAL INVESTMENT		14	
9	CAPITAL EMPLOYED		15	
10	STATE GOVERNMENT INVESTMENT		16	
11	INSTITUTIONAL LOAN		17	
12	TURN OVER		18	
13	NET PROFIT / (LOSS)		19	
14	ACCUMULATED LOSS		20	
15	DIVIDEND		21	
16	NET-WORTH		22	
17	CONTRIBUTION TO EXCHEQUER		23	
18	NUMBER OF EMPLOYEES		24	
19	POSITION OF ACCOUNTS		25	
20	GRAPHICS ON INVESTMENTS, PERFORMANCE & HUMAN RESOURCE		26	30
Chapter 2				
1	Summary & Analysis of performance of the State Level Public Enterprises		31	40
Chapter 3				
1	APGCL	Assam Power Generation Corporation Ltd.	41	46
2	AEGCL	Assam Electricity Grid Corporation Ltd.	47	52
3	APDCL	Assam Power Distribution Company Ltd.	53	57
4	ASTC	Assam State Transport Corporation	58	64
5	AUWS&SB	Assam Urban Water Supply & Sewerage Board	65	70
6	AGMC	Assam Government Marketing Corporation Ltd.	71	76
7	ASWC	Assam State Warehousing Corporation	77	81
8	AGCL	Assam Gas Company Ltd.	82	86
9	DNP	DNP Ltd.	87	91
10	ARTFED	Assam Apex Weavers' and Artisans' Co-operative Society Ltd.	92	
11	ATPO	Assam Trade Promotion Organisation	93	98
12	APTDC	Assam Plain Tribes Development Corporation Ltd.	99	103
13	ASDC for OBC	Assam State Development Corporation for OBC Ltd.	104	108
14	ASDC for SC	Assam State Development Corporation for SC Ltd.	109	113



15	<b>AMDFCL</b>	Assam Minorities Development & Finance Corporation Ltd.	114	118
16	<b>AIDC</b>	Assam Industrial Development Corporation Ltd.	119	125
17	<b>ASIDC</b>	Assam Small Industries Development Corporation Ltd.	126	130
18	<b>AIIDC</b>	Assam Industrial Infrastructure Development Corporation Ltd.	131	135
19	<b>AHSIDC</b>	Assam Hills Small Industries Development Corporation Ltd.	136	141
20	<b>AFC</b>	Assam Financial Corporation	142	146
21	<b>AF(F&amp;D)CL</b>	Assam Film (Finance & Development ) Corporation Ltd.	147	152
22	<b>ATDC</b>	Assam Tourism Development Corporation Ltd.	153	158
23	<b>ASC</b>	Assam Seeds Corporation Ltd.	159	164
24	<b>ALPCO</b>	Assam Livestock & Poultry Development Corporation Ltd.	165	170
25	<b>AFDC</b>	Assam Fisheries Development Corporation Ltd.	171	176
26	<b>AEDC</b>	Assam Electronics Development Corporation Ltd.	177	182
27	<b>ATC</b>	Assam Tea Corporation Ltd.	183	188
28	<b>APM</b>	Ashok Paper Mill (Assam) Ltd.	189	193
29	<b>APCL</b>	Assam Petrochemicals Ltd.	194	199
30	<b>ASFC</b>	Assam State Fertilizer & Chemicals Ltd.	200	204
31	<b>APCDC</b>	Assam Plantation Crops Development Corporation Ltd.	205	209
32	<b>ASTPPCL</b>	Assam State Textbook Production & Publication Corporation Ltd.	210	214
33	<b>AMDC</b>	Assam Mineral Development Corporation Ltd.	215	220
34	<b>AH&amp;ECL</b>	Assam Hydrocarbon & Energy Company Ltd.	221	225
35	<b>APOL</b>	Assam Polyester Co-operative Society Ltd.	226	230
36	<b>ACJM</b>	Assam Co-operative Jute Mills Ltd.	231	235
37	<b>APHC</b>	Assam Police Housing Corporation Ltd.	236	240
38	<b>ASHB</b>	Assam State Housing Board	241	246

#### **Chapter 4**

1	Reintroduction & Institutionalisation of MoU in the SLPEs		247	248
	i	MOU between AFC and Finance (EA) Department	249	253
	ii	MOU between APCL and Industries & Commerce Department	254	258
	iii	MOU between ASF(F&D)C and Cultural Affairs Department	259	262
	iv	MOU between ASTC and Transport Department	263	267
	v	MOU between ALPCO and Animal Husbandry & Veterinary Department	268	284
	vi	MOU between AIDC and Industries & Commerce Department	285	290
	vii	MOU between APHC and Home Department	291	294
	viii	MOU between AGMC and Handloom Textile & Sericulture Department	295	299
	ix	MOU between ASC and Agriculture Department	300	306

#### **Chapter 5**

1	Note on Public Investment Board		307	
2	Proposal considered by PIB during			
	a	2009-10	307	308
	b	2010-11	308	
	c	2011-12	308	309
3	Note on Public Enterprises Selection Board		310	311
4	Organogram of Public Enterprises Department		312	312
	Latest position on finalisation of Accounts of SLPEs		313	314

# Chapter : 1

## Statements & Graphics



## LIST OF STATE LEVEL PUBLIC SECTOR ENTERPRISES

Sl No	Abbreviation	Name of the Enterprise	Date of Incorporation	Administrative Department	Registered as
<b>SERVICE SECTOR</b>					
1	APGCL	Assam Power Generation Corporation Ltd.	23.10.2003	POWER	Govt. Company
2	AEGCL	Assam Electricity Grid Corporation Ltd.	23.10.2003	POWER	Govt. Company
3	APDCL	Assam Power Distribution Company Ltd.	23.10.2003	POWER	Govt. Company
4	ASTC	Assam State Transport Corporation	31.03.1970	TRANSPORT	Statutory Board
5	AUWS&SB	Assam Urban Water Supply & Sewerage Board	11.05.1988	URBAN DEVELOPMENT	Statutory Board
<b>TRADE SECTOR</b>					
6	AGMC	Assam Govt. Marketing Corporation Ltd.	16.12.1959	HANDLOOM TEXTILE & SERICULTURE	Govt. Company
7	ASWC	Assam State Warehousing Corporation.	12.08.1958	CO-OPERATION	Statutory Board
8	AGCL	Assam Gas Company Ltd.	31.03.1962	INDUSTRIES & COMMERCE	Govt. Company
9	DNP	Duliajan Numaligarh Pipeline Ltd.	15.06.2007		Govt. Company
10	ARTFED	Assam Apex Weaver's & Artisans' Co-operative Society Ltd.	27.07.1977	HANDLOOM TEXTILE & SERICULTURE	Co-operative Society
11	ATPO	Assam Trade Promotion Organisation	17.02.2009	INDUSTRIES & COMMERCE	Govt. Company
<b>WELFARE SECTOR</b>					
12	APTDC	Assam Plain Tribes Development Corporation Ltd.	29.03.1975	WPT & BC	Govt. Company
13	ASDC for OBC	Assam State Development Corporation for OBC Ltd.	06.08.1975	WPT & BC	Govt. Company
14	ASDC for SC	Assam State Development Corporation for SC Ltd.	18.06.1975	WPT & BC	Govt. Company
15	AMDFCL	Assam Minorities Development & Finance Corporation Ltd.	27.02.1997	WELFARE OF MINORITIES & DEVELOPMENT	Govt. Company
<b>PROMOTIONAL SECTOR</b>					
16	AIDC	Assam Industrial Development Corporation Ltd.	21.04.1965	INDUSTRIES & COMMERCE	Govt. Company
17	ASIDC	Assam Small Industries Development Corporation Ltd.	27.03.1962		Govt. Company
18	AIIDC	Assam Industrial Infrastructure Development Corporation Ltd.	08.02.1990		Govt. Company
19	AHSIDC	Assam Hills Small Industries Development Corporation Ltd.	30.03.1968	HILL AREAS	Govt. Company

Sl No	Abbreviation	Name of the Enterprise	Date of Incorporation	Administrative Department	Registered as
20	AFC	Assam Financial Corporation	19.04.1954	FINANCE	Statutory Corporation
21	ASF(F&D)C	Assam Film (Finance & Development) Corporation Ltd.	04.09.1974	CULTURAL AFFAIRS	Govt. Company
22	ATDC	Assam Tourism Development Corporation Ltd	09.06.1988	TOURISM	Govt. Company
23	ASC	Assam seeds Corporation Ltd	27.01.1967	AGRICULTURE	Govt. Company
24	ALPCO	Assam Livestock & Poultry Corporation Ltd.	06.02.1984	AH & VETERINARY	Govt. Company
25	AFDC	Assam Fisheries Development Corporation Ltd.	01.03.1977	FISHERIES	Govt. Company
26	AEDC	Assam Electronics Development Corporation Ltd.	04.04.1984	INFORMATON TECHNOLOGY	Govt. Company
PRODUCTION SECTOR					
27	ATC	Assam Tea Corporation Ltd.	09.02.1972	INDUSTRIES & COMMERCE	Govt. Company
28	APM	Ashok Paper Mill (Assam) Ltd.	07.01.1991		Govt. Company
29	APCL	Assam Petrochemicals Ltd.	22.04.1971		Govt. Company
30	ASFC	Assam State Fertilizer & Chemicals Ltd.	30.03.1988		Govt. Company
31	APCDC	Assam Plantation Crops Development Corporation Ltd.	01.11.1974	SOIL CONSERVATION	Govt. Company
32	ASTPPC	Assam State Textbook Production & Publication Corporation Ltd.	30.03.1972	EDUCATION (ELEMENTARY)	Govt. Company
33	AMDC	Assam Mineral Development Corporation Ltd.	19.05.1983	MINES & MINERALS	Govt. Company
34	AH&ECL	Assam Hydrocarbon & Energy Company Ltd.	5.09.2006		Govt. Company
35	APOL	Assam Polyester Co-operative Society Ltd.	14.09.1981	CO-OPERATION	Co-operative Society
36	ACJM	Assam Co-operative Jute Mills Ltd.	23.10.1959		Co-operative Society
CONSTRUCTION SECTOR					
37	APHC	Assam Police Housing Corporation Ltd.	05.11.1980	HOME	Govt. Company
38	ASHB	Assam State Housing Board	01.08.1974	URBAN DEVELOPMENT	Statutory Board



## AT A GLANCE

<b>1</b>	<b>Number of State Level Public Enterprises</b>		<b>38</b>		
	a	Companies	29		
	b	Co-operatives	3		
	c	Statutory bodies	6		
<b>2</b>	<b>Number of administrative departments</b>		<b>20</b>		
<b>3</b>	<b>Status of accounts</b>		<b>2009-10</b>	<b>2010-11</b>	<b>2011-12</b>
	a	Number with audited accounts	21	17	11
	b	Number with provisional accounts	15	18	15
	c	Number with no accounts	1	2	8
<b>4</b>	<b>Total Authorised capital (Rs. in Lakh)</b>		<b>197719</b>	<b>210719</b>	<b>212719</b>
<b>5</b>	<b>Total Capital Investment (Rs. in lakh)</b>		<b>539826</b>	<b>592236</b>	<b>677142</b>
	<b>SLPEs having Capital Investment Rs.100crore &amp; above</b>	<i>In APGCL</i>	97427	98001	109288
		<i>In AEGCL</i>	86300	102380	123340
		<i>In APDCL</i>	156277	172735	208891
		<i>In ASTC</i>	40859	46499	55264
		<i>In DNP</i>	31689	36450	38154
		<i>In AIDC</i>	18989	19878	20663
		<i>In ATDC</i>	11732	13650	15384
		<i>In ATC</i>	17630	18813	18840
		<i>In APM</i>	12437	12581	12581
		<i>In ASHB</i>	11527	11860	12404
	<i>In other enterprises</i>		54959	59389	62333
<b>6</b>	<b>Total Capital Employed</b>		<b>489466</b>	<b>458776</b>	<b>525983</b>
<b>7</b>	<b>Total Paid-up Capital (Rs. in lakh)</b>		<b>139400</b>	<b>140340</b>	<b>143688</b>
	a	By Govt. of Assam	59086	59161	122925
	b	By Govt. of India	1863	1863	1863
	c	Others	78451	79316	18900
	<b>SLPEs having Paid-up Capital Rs.100crore &amp; above</b>	<i>In APGCL</i>	45586	45586	45586
		<i>In AEGCL</i>	9993	9993	9993
		<i>In APDCL</i>	25081	25081	25081
		<i>In ASTC</i>	16773	16773	16773
		<i>In DNP</i>	10600	10600	13493
		<i>In AIDC</i>	11677	12542	12542
	<i>In other enterprises</i>		19690	19765	20220
<b>8</b>	<b>Total State Govt. Investment (Rs. in Lakh)</b>		<b>447173</b>	<b>496799</b>	<b>566548</b>
	a	As Equity	129733	129808	131739
	b	As Term Loan	139331	156980	164131
	c	As Grant / Subsidy	178109	210011	270678
	<b>SLPEs having Govt. Investment Rs.100crore &amp; above</b>	<i>In APGCL</i>	73087	76383	85343
		<i>In AEGCL</i>	86300	102380	123340
		<i>In APDCL</i>	151082	167239	190979
		<i>In ASTC</i>	40859	46499	55264
		<i>In AIDC</i>	16621	16645	16645
		<i>In ATDC</i>	11732	13650	15384
		<i>In ATC</i>	17630	18813	18840
	<i>In other enterprises</i>		49862	55190	60753
<b>9</b>	<b>Total Institutional Loan (Rs. in Lakh)</b>		<b>12881</b>	<b>11756</b>	<b>11081</b>

10	Total Turnover (Rs. in lakh)		289558	340000	380709
SLPEs having Turnover Rs.100crore & above	In APGCL		33132	42203	43396
	In AEGCL		31509	34823	42919
	In APDCL		140799	158457	201265
	In AGMC		17069	21738	9802
	In AGCL		18215	22433	23992
	In ASIDC		9153	10262	14850
	In AEDC		8607	10603	10603
In remaining Enterprises			31074	39481	33882
11	Total Net Profit (Rs. in lakh)		10044	8826	6573
	From : Number of SLPEs		23	20	18
12	Total Net Loss (Rs. in lakh)		38962	61654	71152
	From : Number of SLPEs		13	16	13
13	Total Accumulated Loss (Rs. in lakh)		195858	252979	306898
	From : Number of SLPEs		23	22	20
	SLPEs having Accumulated Loss Rs.100crore & above	In AEGCL	13851	20673	27436
		In APDCL	56801	105388	146146
		In ASTC	56976	58613	60220
		In AIDC	12807	12394	12061
		In ATC	27070	28020	29705
	In remaining Enterprises		28353	27891	31330
14	Total Dividend (Rs. in lakh)		239	148	148
	From : Number of SLPEs		3	2	2
15	Total + ve Net-Worth (Rs. in lakh)		321534	351925	370645
	From : Number of SLPEs		22	23	19
16	Total -ve Net-Worth (Rs. in lakh)		73274	77894	80709
	From : Number of SLPEs		11	10	9
17	Total Contribution to Exchequer (Rs. in lakh)		10161	10537	11000
	a	Interest on Govt. Loan	6503	6897	7189
	b	Dividend	239	148	148
	c	Excise Duty	1388	1449	1533
	d	Custom Duty	38	42	69
	e	Sales Tax	1476	1496	1309
	f	Dividend Tax	36	21	21
	h	Other Duties & Taxes	481	484	731
18	Total Number of Employees		37081	36437	36363
a	Executives		1634	1643	1595
b	Supervisory		2251	2110	2158
c	Field personnel/ Others		33196	32684	32610
	i	Scheduled Cast	2626	2558	2540
	Ii	Scheduled Tribes	2651	2597	2589
	Iii	Other Backward Classes	21593	21375	21409
	iv	Minority	1382	1367	1364
	v	Disabled	116	113	112
	vi	Women	8498	8481	8466
	SLPEs having number of employees 1000 & above	In APGCL	1446	1318	1301
		In APDCL	10912	10752	10935
		In ASTC	2544	2255	2104
In ATC		16695	16693	16693	
In remaining Enterprises			5484	5419	5330



## ACTIVITIES & STATUS OF SLPEs

Sl.	Enterprises	Functions	Current Status	As on
1	APGCL	Generation of Electricity	In operation but losing	08.03.2013
2	AEGCL	Transmission of Electricity	In operation but losing	22.11.2012
3	APDCL	Distribution of Electricity	In operation but losing	19.07.2013
4	ASTC	To provide Public Transport.	In operation but losing	08.12.2012
5	AUWS&SB	Implementation of water supply & sewerage schemes in urban areas.	Performance improving	31.12.2012
6	AGMC	Promotion of Handloom & Handicrafts.	Performance improving	15.03.2013
7	ASWC	To provide warehousing facilities in rural & urban sector.	Performance improving	13.03.2013
8	AGCL	Transportation of natural gas.	Performing well	21.12.2012
9	DNP	Transportation of natural gas	In operation but losing	05.12.2012
10	ARTFED	Promotion of handloom textile & handicrafts production through co-operatives.	NA	NA
11	ATPO	To promote, organise, manage & participate in industrial trade, other fairs and exhibitions in India & abroad.	Performing well	15.11.2013
12	APTDC	Implementation of Welfare Schemes for Plain Tribes.	In operation but losing	15.11.2012
13	ASDC for OBC	Implementation of Welfare Schemes for Other Backward Classes..	Performance improving	15.11.2012
14	ASDC for SC	Implementation of Welfare Schemes for Schedule Cast People.	In operation but losing	15.11.2012
15	AMDFCL	Implementation of Welfare Schemes for Minorities.	In operation but losing	29.07.2013
16	AIDC	Promotion of major Industries.	Performance improving	17.11.2012
17	ASIDC	Promotion of small scale Industries.	Performing well	06.5.2013
18	AIIDC	Acceleration of the process of industrialisation	Performance improving	08.05.2013
19	AHSIDC	Promotion of small scale Industries in Hill Districts..	Revival process initiated	12.11.2012
20	AFC	To provide financial assistance to entrepreneurs.	Revival process is under way	30.11.2012
21	ASF(F&D)C	Promotion of local film Industries	Performance improving	18.03.2013
22	ATDC	Promotion of tourism in the State of Assam.	Performing well	27.11.2012
23	ASC	Production of seeds.	Performance improving	10.01.2013
24	ALPCO	Production of Livestock & Poultry and related Industries.	Performance improving	15.11.2012

Sl.	Enterprises	Functions	Current Status	As on
25	AFDC	Promotion of Fisheries Development and fisherman tribes.	Performing well	07.01.2013
26	AEDC	Promotion of Electronics.	Performing well	30.04.2013
27	ATC	Production of Tea.	In operation but losing	30.11.2012
28	APM	Production of paper.	Revival process initiated	21.12.2012
29	APCL	Production of Petrochemical products.	Revival process initiated	16.01.2013
30	ASFC	Production of sulphuric acid & super phosphate.	In operation but losing	04.03.2013
31	APCDC	Development of Plantation Crops & rehabilitation of Jhumias.	In operation but losing	15.03.2013
32	ASTPPCL	Production of Textbooks of school.	Performance improving	16.11.2012
33	AMDC	Exploration of Minerals and setting-up of Industries.	Performance improving	15.11.2012
34	AH&ECL	Production of sugar.	Performance improving	15.11.2012
35	APOL	Production of yarn & fabrics.	Performance improving	31.01.2013
36	ACJM	Production of Jute based Industries.	Performing well	05.12.2012
37	APHC	Construction for Police Housing.	Performing well	15.11.2012
38	ASHB	Creation of Housing accommodation for LIG & MIG people	In operation but losing	18.04.2013

### ADDRESS & PHONE NUMBERS OF SLPEs

Sl.	Enterprises	Names & Addresses of Enterprises	Phone Nos.	
1	APGCL	Assam Power Generation Corporation Ltd. “Bijulee Bhaban” : Paltanbazar : Guwahati 781001	0361	2739503
2	AEGCL	Assam Electricity Grid Corporation Ltd. “Bijulee Bhaban” : Paltanbazar : Guwahati 781001	0361	2739520
3	APDCL	Assam Power Distribution Company Ltd. “Bijulee Bhaban” : Paltanbazar : Guwahati 781001	0361	2739527
4	ASTC	Assam State Transport Corporation Paltanbazar : Guwahati 781008	0361	2739552
5	AUWS&SB	Assam Urban Water Supply & Sewerage Board : Ganeshguri : RGB Road : Guwahati 781005	0361	2232932
6	AGMC	Assam Govt. Marketing Corporation Ltd. ; Pragjyotika Bhawan, GNB Road, Ambari : Guwahati 781001	0361	2631888
7	ASWC	Assam State Warehousing Corporation Ltd. “Pannyagar Bhaban” : Amarabati Path, Guwahati 781005	0361	2345252
8	AGCL	Assam Gas Company Ltd. Duliajan 786602 : Dibrugarh	0374	2800558
		Liaison Office : Adams Plaza : Ghristian Basti : G.S.Road: Guwahati 781005	0361	2208046
9	DNP	DNP Ltd., C/o Assam Gas Company Ltd. Duliajan, 786602, Dist. : Dibrugarh	0374	2800558
10	ARTFED	Assam Apex Weavers' & Artisans' Co- operative Society Ltd. GNB Road, Ambari : Guwahati 781001	0361	2548987/2543772
11	ATPO	Assam Trade Promotion Organisation NH-37, Betkuchi, Near Balaji Temple, Guwahati-781035	0361	2274034
12	APTDC	Assam Plain Tribes Development Corporation Ltd. : Ganeshguri : RGB Road : Guwahati 781005		9435046154
13	ASDC for OBC	Assam State Development Corporation for Other Backward Classes Ltd. : Dr. B.K. Kakoty Road : Gopinath Nagar Guwahati 781016	0361	2542651
14	ASDC for SC	Assam State Development Corporation for Scheduled Castes Ltd. : Sarumataria : Dilip Huzuri Path, Dispur : Guwahati 781006	0361	2261617
15	AMDFCL	Assam Minorities Development & Finance Corporation Ltd. : RGB Road, Ganeshguri Chariali : Guwahati 781006		9435067397
16	AIDC	Assam Industrial Development Corporation Ltd. RGB Road : Guwahati 781024	0361	2201215/ 2202216
17	ASIDC	Assam Small Industries Development Corporation Ltd. : MRD Road, Bamunimaidan Guwahati 781021	0361	2550264



Sl.	Enterprises	Names & Addresses of Enterprises	Phone Nos.	
18	AIIDC	Assam Industrial Infrastructure Development Corporation Ltd., Bamunimaidan, Guwahati-781021		9435015207
19	AHSIDC	Assam Hills Small Industries Development Corporation Ltd. Dilajee: Diphu 782460 Dist. Karbi Anglong		8011629287
20	AFC	Assam Financial Corporation “Vittiya Bhaban” ; Md. Shah Road, Paltanbazar : Guwahati 781008	0361	2521859
21	ASF(F&D)C	Assam State Film (Finance & Development ) Corporation Ltd. Shilpagram Road, Panjabari, Guwahati 781037		9207044506
22	ATDC	Assam Tourism Development Corporation Assam Paryatan Bhawan, A.K.Azad Road, Paltanbazar, Guwahati-8	0361	2633654/ 2738620
23	ASC	Assam Seeds Corporation Ltd. Director of Agriculture Campus, Khannapara : Guwahati 781022 .	0361	2330529/ 2338472
24	ALPCO	Assam Livestock & Poultry Corporation Ltd. Khannapara : Guwahati 781022 .	0361	2233171
25	AFDC	Assam Fisheries Development Corporation Ltd. VIP Road (In front of Assam Tennis Association), Chachal, Guwahati 781036	0361	2412507
26	AEDC	Assam Electronics Development Corporation Ltd. Industrial Estate : Bamunimaidan Guwahati 781021		9435040851
27	ATC	Assam Tea Corporation Ltd. Housefed Complex, ‘c’ Block, 7 <sup>th</sup> Floor, Dr. B.N.Saikia Road : Guwahati 781006 .	0361	2234064/ 2234058
28	APM	Ashok Paper Mill (Assam) Ltd Rajgarh Road : 4 <sup>th</sup> Bye Lane : Guwahati 781003	0361	2526928/ 2234064
29	APCL	Assam Petrochemicals Ltd., Parbatpur : Namrup 786623, Dist. Dibrugarh	0374	2500212
		Liaison Office 4 <sup>th</sup> Floor, Orion Place, G.S.Road, Bhangagarh Guwahati-781005		9435009667
30	ASFC	Assam State Fertilizer & Chemicals Ltd. Chandrapur : Guwahati 781150 C/o Assam Industrial Development Corporation Ltd. RGB Road : Guwahati 781024	0361	2416151
31	APCDC	Assam Plantation Crops Development Corporation Ltd. Sawkushi ; NH 37 : Lakhara : Guwahati 781034	0361	7859913774
32	ASTPPCL	Assam State Textbook Production & Publication Corporation Ltd. GNB Road, Panbazar : Guwahati 781001	0361	2544216
33	AMDC	Assam Mineral Development Corporation Ltd. “Khanij Bhaban” RP Road : Guwahati 781006	0361	2384078

Sl.	Enterprises	Names & Addresses of Enterprises	Phone Nos.	
34	AH&ECL	Assam Hydrocarbon & Energy Company Ltd., C/o AIDC Ltd., RGB Road Guwahati-781024	0361	2207251
35	APOL	Assam Polyester Co-operative Society Ltd. Tulsibari : Rangiya 781376	--	--
		Pubsarania Road, House No.21, By lane No.- 4 (west)	0361	2461568
36	ACJM	Assam Co-operative Jute Mills Ltd. Silghat 782143 Dist. Nagaon	03672	272006/ 272180
37	APHC	Assam Police Housing Corporation Ltd. Madhabdevpur, Rehabari : Guwahati 781008	0361	250249
38	ASHB	Assam State Housing Board RGB Road : Guwahati 781005	0361	2201636

## Glossary of Terms

Item No. in the Statistical Report	ITEMS	DEFINITION
11(a)	Provisional account	Accounts audited by internal auditors and approved by the Board of Directors/ Management
11(d)	Final authority to audit the accounts	--Registrar Co-operative Societies (RCS) for Co-operative enterprises. --Comptroller & Auditor General of India (C&AG) for PSUs under Companies Act and some Boards & Statutory Corporations.
12.A	Authorised Capital	On cumulative basis
12.B	Paid-up Capital	On cumulative basis
13.B	Capital investment	Total paid-up capital plus Long-Term loan from Govt./ FIs etc. plus Capital subsidy plus Grant/ Deposits etc. on cumulative basis
13.C	Capital Employed	Fixed Asset + Working capital
13.D.	State Govt. Investment	Total investment of Govt. of Assam only on cumulative basis
13.E.(b)	Institutional loan	Loan amount availed from financial institution and utilized during the year
13.G.(b)	Net Turn-over	sales (-) discount, commission etc. or interest on loans disbursed in case of financial enterprises on annual basis.
13.L.(b)	PBDIT	Profit before Depreciation, Interest and Tax
13.L.(e)	PADIT	Profit after Depreciation, Interest and Tax
13. O.	Accumulated loss	Only accumulated losses are shown, if any.
13. P.	Net-worth	Paid-up capital (+) Free reserve & surplus (-) accumulated loss and deferred revenue expenditure un-amortized. If negative, these are shown inside bracket and if positive, without bracket.
13. R	Return on Capital employed	$\frac{\text{Net Profit after tax plus interest charges}}{\text{Total Capital Employed}}$



13. S	Debt-Equity Ratio	$\frac{\text{Long term debt}}{\text{Net-worth}}$
13. T	Gross Margin	$\frac{\text{Revenue} - \text{Cost of goods sold}}{\text{Revenue}}$
13. U	Dividend	On annual basis
13. Y	Contribution to Exchequer	On annual basis

## Authorised Capital

Rs. in Lakh

Sl.	Enterprises	2009-10	2010-11	2011-12
1	APGCL	100000	100000	100000
2	AEGCL	10000	10000	10000
3	APDCL	25000	25000	25000
4	ASTC	0	0	0
5	AUWS&SB	0	0	0
<b>Subtotal (Service Sector)</b>		<b>135000</b>	<b>135000</b>	<b>135000</b>
6	AGMC	500	500	500
7	ASWC	1600	1600	1600
8	AGCL	2000	2000	2000
9	DNP	15000	15000	17000
10	ARTFED	NA	NA	NA
11	ATPO	2500	2500	2500
<b>Subtotal(Trade Sector)</b>		<b>21600</b>	<b>21600</b>	<b>23600</b>
12	APTDC	300	300	300
13	ASDC for OBC	500	500	500
14	ASDC for SC	2000	2000	2000
15	AMDFCL	500	500	500
<b>Subtotal (Welfare Sector)</b>		<b>3300</b>	<b>3300</b>	<b>3300</b>
16	AIDC	10000	10000	10000
17	ASIDC	700	700	700
18	AIIDC	0	0	0
19	AHSIDC	500	500	500
20	AFC	2000	15000	15000
21	ASF(F&D)C	10	10	10
22	ATDC	100	100	100
23	ASC	200	200	200
24	ALPCO	1000	1000	1000
25	AFDC	50	50	50
26	AEDC	1000	1000	1000
<b>Subtotal (Promotional Sector)</b>		<b>15560</b>	<b>28560</b>	<b>28560</b>
27	ATC	3000	3000	3000
28	APM	3000	3000	3000
29	APCL	1700	1700	1700
30	ASFC	500	500	500
31	APCDC	500	500	500
32	ASTPPCL	100	100	100
33	AMDC	800	800	800
34	AH&ECL	10000	10000	10000
35	APOL	2000	2000	2000
36	ACJM	600	600	600
<b>Subtotal (Production Sector)</b>		<b>22200</b>	<b>22200</b>	<b>22200</b>
37	APHC	20	20	20
38	ASHB	39	39	39
<b>Subtotal (Construction Sector)</b>		<b>59</b>	<b>59</b>	<b>59</b>
<b>Grand Total</b>		<b>197719</b>	<b>210719</b>	<b>212719</b>

## Paid up Capital

Rs. in Lakh

Sl.	Enterprises	2009-10	2010-11	2011-12
1	APGCL	45586	45586	45586
2	AEGCL	9993	9993	9993
3	APDCL	25081	25081	25081
4	ASTC	16773	16773	16773
5	AUWS&SB	0	0	0
<b>Subtotal (Service Sector)</b>		<b>97433</b>	<b>97433</b>	<b>97433</b>
6	AGMC	349	349	349
7	ASWC	1314	1347	1347
8	AGCL	1691	1691	1691
9	DNP	10600	10600	13493
10	ARTFED	NA	NA	NA
11	ATPO	1000	1000	1000
<b>Subtotal (Trade Sector)</b>		<b>14954</b>	<b>14987</b>	<b>17880</b>
12	APTDC	305	305	305
13	ASDC for OBC	290	290	300
14	ASDC for SC	985	985	1010
15	AMDFCL	199	241	241
<b>Subtotal (Welfare Sector)</b>		<b>1779</b>	<b>1821</b>	<b>1856</b>
16	AIDC	11677	12542	12542
17	ASIDC	651	651	651
18	AIIDC	0	0	0
19	AHSIDC	200	200	200
20	AFC	1840	1840	2240
21	ASF(F&D)C	10	10	10
22	ATDC	39	39	39
23	ASC	146	146	146
24	ALPCO	219	219	219
25	AFDC	49	49	49
26	AEDC	946	946	946
<b>Subtotal (Promotional Sector)</b>		<b>15777</b>	<b>16642</b>	<b>17042</b>
27	ATC	2954	2954	2954
28	APM	1	1	1
29	APCL	912	912	912
30	ASFC	456	456	456
31	APCDC	500	500	500
32	ASTPPCL	100	100	100
33	AMDC	489	489	489
34	AH&ECL	2100	2100	2100
35	APOL	1608	1608	1628
36	ACJM	333	333	333
<b>Subtotal (Production Sector)</b>		<b>9453</b>	<b>9453</b>	<b>9473</b>
37	APHC	4	4	4
38	ASHB	0	0	0
<b>Subtotal (Construction Sector)</b>		<b>4</b>	<b>4</b>	<b>4</b>
<b>Grand Total</b>		<b>139400</b>	<b>140340</b>	<b>143688</b>



## Capital Investment

Rs. in Lakh

Sl.	Enterprises	2009-10	2010-11	2011-12
1	APGCL	97427	98001	109288
2	AEGCL	86300	102380	123340
3	APDCL	156277	172735	208891
4	ASTC	40859	46499	55264
5	AUWS&SB	3003	3076	3322
<b>Subtotal (Service Sector)</b>		<b>383866</b>	<b>422691</b>	<b>500105</b>
6	AGMC	625	625	625
7	ASWC	2586	2674	2728
8	AGCL	4128	3697	3174
9	DNP	31689	36450	38154
10	ARTFED	NA	NA	NA
11	ATPO	3081	3713	3743
<b>Subtotal(Trade Sector)</b>		<b>42109</b>	<b>47159</b>	<b>48424</b>
12	APTDC	2391	2315	2550
13	ASDC for OBC	2352	2526	2786
14	ASDC for SC	2227	3271	2542
15	AMDFCL	1951	2150	1948
<b>Subtotal (Welfare Sector)</b>		<b>8921</b>	<b>10262</b>	<b>9826</b>
16	AIDC	18989	19878	20663
17	ASIDC	765	765	765
18	AIIDC	9570	10970	12750
19	AHSIDC	1848	1848	2012
20	AFC	3240	3240	3640
21	ASF(F&D)C	241	621	771
22	ATDC	11732	13650	15384
23	ASC	2526	2402	3257
24	ALPCO	1477	1649	1649
25	AFDC	1068	1095	1241
26	AEDC	1824	1602	1602
<b>Subtotal (Promotional Sector)</b>		<b>53280</b>	<b>57720</b>	<b>63734</b>
27	ATC	17630	18813	18840
28	APM	12437	12581	12581
29	APCL	912	912	912
30	ASFC	1377	1377	1377
31	APCDC	2211	2211	2211
32	ASTPPCL	100	100	100
33	AMDC	489	489	489
34	AH&ECL	2100	2100	2100
35	APOL	2209	3303	3373
36	ACJM	654	654	662
<b>Subtotal (Production Sector)</b>		<b>40119</b>	<b>42540</b>	<b>42645</b>
37	APHC	4	4	4
38	ASHB	11527	11860	12404
<b>Subtotal (Construction Sector)</b>		<b>11531</b>	<b>11864</b>	<b>12408</b>
<b>Grand Total</b>		<b>539826</b>	<b>592236</b>	<b>677142</b>

## Capital Employed

Rs. in Lakh

Sl.	Enterprises	2009-10	2010-11	2011-12
1	APGCL	108850	110847	111246
2	AEGCL	80888	89310	163245
3	APDCL	149800	94882	86935
4	ASTC	8648	12223	7544
5	AUWS&SB	2392	2681	2732
<b>Subtotal (Service Sector)</b>		<b>350578</b>	<b>309943</b>	<b>371702</b>
6	AGMC	655	659	659
7	ASWC	2256	2373	2521
8	AGCL	17196	20344	24258
9	DNP	28581	33449	29969
10	ARTFED	NA	NA	NA
11	ATPO	2939	3572	3595
<b>Subtotal (Trade Sector)</b>		<b>51627</b>	<b>60397</b>	<b>61002</b>
12	APTDC	2276	2483	2712
13	ASDC for OBC	NA	NA	NA
14	ASDC for SC	NA	NA	NA
15	AMDFCL	1951	2150	1948
<b>Subtotal (Welfare Sector)</b>		<b>4227</b>	<b>4633</b>	<b>4660</b>
16	AIDC	17004	16851	16515
17	ASIDC	NA	NA	NA
18	AIIDC	9570	10970	12750
19	AHSIDC	110	84	216
20	AFC	5436	5680	5799
21	ASF(F&D)C	207	285	302
22	ATDC	12108	14117	15902
23	ASC	167	258	248
24	ALPCO	1060	1255	1255
25	AFDC	1002	997	1141
26	AEDC	1001	1001	1001
<b>Subtotal (Promotional Sector)</b>		<b>47665</b>	<b>51498</b>	<b>55129</b>
27	ATC	9146	8899	10539
28	APM	7254	6473	6473
29	APCL	8414	7441	6196
30	ASFC	413	411	385
31	APCDC	550	550	550
32	ASTPPCL	227	235	235
33	AMDC	213	218	569
34	AH&ECL	2299	2378	2504
35	APOL	1621	237	303
36	ACJM	1319	1430	1536
<b>Subtotal (Production Sector)</b>		<b>31456</b>	<b>28272</b>	<b>29290</b>
37	APHC	806	833	833
38	ASHB	3107	3200	3367
<b>Subtotal (Construction Sector)</b>		<b>3913</b>	<b>4033</b>	<b>4200</b>
<b>Grand Total</b>		<b>489466</b>	<b>458776</b>	<b>525983</b>

## Government Investment

Rs. in Lakh

Sl.	Enterprises	2009-10	2010-11	2011-12
1	APGCL	73087	76383	85343
2	AEGCL	86300	102380	123340
3	APDCL	151082	167239	190979
4	ASTC	40859	46499	55264
5	AUWS&SB	3003	3076	3322
<b>Subtotal (Service Sector)</b>		<b>354331</b>	<b>395577</b>	<b>458248</b>
6	AGMC	215	215	215
7	ASWC	1349	1376	1371
8	AGCL	1691	1691	1691
9	DNP	5406	5406	6882
10	ARTFED	NA	NA	NA
11	ATPO	3058	3643	3636
<b>Subtotal (Trade Sector)</b>		<b>11719</b>	<b>12331</b>	<b>13795</b>
12	APTDC	586	550	865
13	ASDC for OBC	1825	1999	2259
14	ASDC for SC	744	1788	1059
15	AMDFCL	1241	1277	1294
<b>Subtotal (Welfare Sector)</b>		<b>4396</b>	<b>5614</b>	<b>5477</b>
16	AIDC	16621	16645	16645
17	ASIDC	765	765	765
18	AIIDC	4132	6081	7722
19	AHSIDC	1847	1847	2011
20	AFC	2685	2685	3085
21	ASF(F&D)C	120	26	44
22	ATDC	11732	13650	15384
23	ASC	2384	2312	3167
24	ALPCO	230	180	180
25	AFDC	56	62	360
26	AEDC	1501	1501	1501
<b>Subtotal (Promotional Sector)</b>		<b>42073</b>	<b>45754</b>	<b>50864</b>
27	ATC	17630	18813	18840
28	APM	701	846	846
29	APCL	804	804	804
30	ASFC	1363	1363	1363
31	APCDC	2162	2276	2276
32	ASTPPCL	100	100	100
33	AMDC	489	489	489
34	AH&ECL	2100	2100	2100
35	APOL	1705	2799	2869
36	ACJM	323	323	323
<b>Subtotal (Production Sector)</b>		<b>27377</b>	<b>29913</b>	<b>30010</b>
37	APHC	4	4	4
38	ASHB	7273	7606	8150
<b>Subtotal (Construction Sector)</b>		<b>7277</b>	<b>7610</b>	<b>8154</b>
<b>Grand Total</b>		<b>447173</b>	<b>496799</b>	<b>566548</b>



## Institutional Loan

Rs. in Lakh

Sl.	Enterprises	2009-10	2010-11	2011-12
1	APGCL	0	0	0
2	AEGCL	0	0	0
3	APDCL	0	0	0
4	ASTC	0	0	0
5	AUWS&SB	0	0	0
<b>Subtotal (Service Sector)</b>		<b>0</b>	<b>0</b>	<b>0</b>
6	AGMC	0	0	0
7	ASWC	0	0	0
8	AGCL	0	0	0
9	DNP	8100	6975	6300
10	ARTFED	NA	NA	NA
11	ATPO	0	0	0
<b>Subtotal (Trade Sector)</b>		<b>8100</b>	<b>6975</b>	<b>6300</b>
12	APTDC	0	0	0
13	ASDC for OBC	527	527	527
14	ASDC for SC	0	0	0
15	AMDFCL	0	0	0
<b>Subtotal (Welfare Sector)</b>		<b>527</b>	<b>527</b>	<b>527</b>
16	AIDC	0	0	0
17	ASIDC	0	0	0
18	AIIDC	0	0	0
19	AHSIDC	0	0	0
20	AFC	0	0	0
21	ASF(F&D)C	0	0	0
22	ATDC	0	0	0
23	ASC	0	0	0
24	ALPCO	0	0	0
25	AFDC	0	0	0
26	AEDC	0	0	0
<b>Subtotal (Promotional Sector)</b>		<b>0</b>	<b>0</b>	<b>0</b>
27	ATC	0	0	0
28	APM	0	0	0
29	APCL	0	0	0
30	ASFC	0	0	0
31	APCDC	0	0	0
32	ASTPPCL	0	0	0
33	AMDC	0	0	0
34	AH&ECL	0	0	0
35	APOL	0	0	0
36	ACJM	0	0	0
<b>Subtotal (Production Sector)</b>		<b>0</b>	<b>0</b>	<b>0</b>
37	APHC	0	0	0
38	ASHB	4254	4254	4254
<b>Subtotal (Construction Sector)</b>		<b>4254</b>	<b>4254</b>	<b>4254</b>
<b>Grand Total</b>		<b>12881</b>	<b>11756</b>	<b>11081</b>

## Turn over

Rs. in Lakh				
Sl.	Enterprises	2009-10	2010-11	2011-12
1	APGCL	33132	42203	43396
2	AEGCL	31509	34823	42919
3	APDCL	140799	158457	201265
4	ASTC	5214	6724	8995
5	AUWS&SB	109	122	117
<b>Subtotal (Service Sector)</b>		<b>210763</b>	<b>242329</b>	<b>296692</b>
6	AGMC	17069	21738	9802
7	ASWC	684	884	1035
8	AGCL	18215	22433	23992
9	DNP	0	0	6208
10	ARTFED	NA	NA	NA
11	ATPO	17	30	29
<b>Subtotal (Trade Sector)</b>		<b>35985</b>	<b>45085</b>	<b>41066</b>
12	APTDC	346	340	226
13	ASDC for OBC	143	225	273
14	ASDC for SC	235	1274	510
15	AMDFCL	5	9	11
<b>Subtotal (Welfare Sector)</b>		<b>729</b>	<b>1848</b>	<b>1020</b>
16	AIDC	1525	1200	1240
17	ASIDC	9153	10262	14850
18	AIIDC	731	183	194
19	AHSIDC	8	7	NA
20	AFC	586	685	586
21	ASF(F&D)C	3	9	3
22	ATDC	476	527	687
23	ASC	5133	4289	5403
24	ALPCO	1	2	NA
25	AFDC	381	411	414
26	AEDC	8607	10603	NA
<b>Subtotal (Promotional Sector)</b>		<b>26604</b>	<b>28178</b>	<b>23377</b>
27	ATC	3634	4484	4368
28	APM	16	17	NA
29	APCL	5615	3932	6671
30	ASFC	364	208	203
31	APCDC	346	320	NA
32	ASTPPCL	NA	7100	NA
33	AMDC	645	770	1312
34	AH&ECL	178	144	213
35	APOL	1150	1759	1729
36	ACJM	2660	3024	3169
<b>Subtotal (Production Sector)</b>		<b>14608</b>	<b>21758</b>	<b>17665</b>
37	APHC	103	38	NA
38	ASHB	766	764	889
<b>Subtotal (Construction Sector)</b>		<b>869</b>	<b>802</b>	<b>889</b>
<b>Grand Total</b>		<b>289558</b>	<b>340000</b>	<b>380709</b>

## Profit/ (Loss)

Rs. in Lakh

Sl.	Enterprises	2009-10		2010-11		2011-12	
		Profit	Loss	Profit	Loss	Profit	Loss
1	APGCL	2413		863			4964
2	AEGCL		4252		6823		6763
3	APDCL		29893		49543		55616
4	ASTC		2434		1637		1607
5	AUWS&SB	6		3		5	
<b>Subtotal (Service Sector)</b>		<b>2419</b>	<b>36579</b>	<b>866</b>	<b>58003</b>	<b>5</b>	<b>68950</b>
6	AGMC	295		361		127	
7	ASWC		164		12	56	
8	AGCL	4357		5248		4957	
9	DNP	NA	NA	NA	NA		21
10	ARTFED	NA	NA	NA	NA	NA	NA
11	ATPO	23		46		37	
<b>Subtotal (Trade Sector)</b>		<b>4675</b>	<b>164</b>	<b>5655</b>	<b>12</b>	<b>5177</b>	<b>21</b>
12	APTDC	67			1		1
13	ASDC for OBC	28			49	115	
14	ASDC for SC		168	409			140
15	AMDFCL		18		33		30
<b>Subtotal (Welfare Sector)</b>		<b>95</b>	<b>186</b>	<b>409</b>	<b>83</b>	<b>115</b>	<b>171</b>
16	AIDC	985		352		307	
17	ASIDC	139		132		132	
18	AIIDC	33		84		140	
19	AHSIDC		75		20		27
20	AFC	171		122		109	
21	ASF(F&D)C		1		12	19	
22	ATDC	104		91		84	
23	ASC		2	4		13	
24	ALPCO		24		4	NA	NA
25	AFDC	64		118		108	
26	AEDC	160		60		NA	NA
<b>Subtotal (Promotional Sector)</b>		<b>1656</b>	<b>102</b>	<b>963</b>	<b>36</b>	<b>912</b>	<b>27</b>
27	ATC		1171		1205		1691
28	APM		634		705		NA
29	APCL	279			1065		106
30	ASFC	67			40		15
31	APCDC	6			99	NA	NA
32	ASTPPCL	188		541		NA	NA
33	AMDC	5		26		128	
34	AH&ECL	104		79		125	
35	APOL	2		37		5	
36	ACJM	203		113		106	
<b>Subtotal (Production Sector)</b>		<b>854</b>	<b>1805</b>	<b>796</b>	<b>3114</b>	<b>364</b>	<b>1812</b>
37	APHC	345		137		NA	NA
38	ASHB		126		406		171
<b>Subtotal (Construction Sector)</b>		<b>345</b>	<b>126</b>	<b>137</b>	<b>406</b>	<b>NA</b>	<b>171</b>
<b>Grand Total</b>		<b>10044</b>	<b>38962</b>	<b>8826</b>	<b>61654</b>	<b>6573</b>	<b>71152</b>
<b>No. of profit making SLPEs</b>		<b>23</b>		<b>20</b>		<b>18</b>	
<b>No. of loss making SLPEs</b>			<b>13</b>		<b>16</b>		<b>13</b>

## Accumulated Loss

Rs. in Lakh

Sl.	Enterprises	2009-10	2010-11	2011-12
1	APGCL	3956	3093	8057
2	AEGCL	13851	20673	27436
3	APDCL	56801	105388	146146
4	ASTC	56976	58613	60220
5	AUWS&SB	51	49	44
<b>Subtotal (Service Sector)</b>		<b>131635</b>	<b>187816</b>	<b>241903</b>
6	AGMC	0	0	0
7	ASWC	1239	1254	1204
8	AGCL	0	0	0
9	DNP	0	0	83
10	ARTFED	NA	NA	NA
11	ATPO	0	0	0
<b>Subtotal (Trade Sector)</b>		<b>1239</b>	<b>1254</b>	<b>1287</b>
12	APTDC	2455	2419	2306
13	ASDC for OBC	821	800	787
14	ASDC for SC	2374	1966	2106
15	AMDFCL	131	165	136
<b>Subtotal (Welfare Sector)</b>		<b>5781</b>	<b>5350</b>	<b>5335</b>
16	AIDC	12807	12394	12061
17	ASIDC	0	0	0
18	AIIDC	NA	NA	NA
19	AHSIDC	1377	1396	1423
20	AFC	153	80	0
21	ASF(F&D)C	0	0	0
22	ATDC	0	0	0
23	ASC	2159	1995	1976
24	ALPCO	408	411	411
25	AFDC	102	0	0
26	AEDC	0	0	0
<b>Subtotal (Promotional Sector)</b>		<b>17006</b>	<b>16276</b>	<b>15871</b>
27	ATC	27070	28020	29705
28	APM	6194	6850	6850
29	APCL	NA	NA	NA
30	ASFC	680	720	735
31	APCDC	907	1006	NA
32	ASTPPCL	0	0	0
33	AMDC	667	641	0
34	AH&ECL	0	0	0
35	APOL	2627	2588	2583
36	ACJM	0	0	0
<b>Subtotal (Production Sector)</b>		<b>38145</b>	<b>39825</b>	<b>39873</b>
37	APHC	0	0	0
38	ASHB	2052	2458	2629
<b>Subtotal (Construction Sector)</b>		<b>2052</b>	<b>2458</b>	<b>2629</b>
<b>Grand Total</b>		<b>195858</b>	<b>252979</b>	<b>306898</b>



## Dividend

Rs. in Lakh

Sl.	Enterprises	2009-10	2010-11	2011-12
1	APGCL	0	0	0
2	AEGCL	0	0	0
3	APDCL	0	0	0
4	ASTC	0	0	0
5	AUWS&SB	0	0	0
<b>Subtotal (Service Sector)</b>		<b>0</b>	<b>0</b>	<b>0</b>
6	AGMC	0	0	0
7	ASWC	0	0	0
8	AGCL	127	127	127
9	DNP	0	0	0
10	ARTFED	NA	NA	NA
11	ATPO	0	0	0
<b>Subtotal (Trade Sector)</b>		<b>127</b>	<b>127</b>	<b>127</b>
12	APTDC	0	0	0
13	ASDC for OBC	0	0	0
14	ASDC for SC	0	0	0
15	AMDFCL	0	0	0
<b>Subtotal (Welfare Sector)</b>		<b>0</b>	<b>0</b>	<b>0</b>
16	AIDC	0	0	0
17	ASIDC	0	0	0
18	AIIDC	0	0	0
19	AHSIDC	0	0	0
20	AFC	0	0	0
21	ASF(F&D)C	0	0	0
22	ATDC	0	0	0
23	ASC	0	0	0
24	ALPCO	0	0	0
25	AFDC	0	0	0
26	AEDC	0	0	0
<b>Subtotal (Promotional Sector)</b>		<b>0</b>	<b>0</b>	<b>0</b>
27	ATC	0	0	0
28	APM	0	0	0
29	APCL	91	0	0
30	ASFC	0	0	0
31	APCDC	0	0	0
32	ASTPPCL	0	0	0
33	AMDC	0	0	0
34	AH&ECL	0	0	0
35	APOL	0	0	0
36	ACJM	21	21	21
<b>Subtotal (Production Sector)</b>		<b>112</b>	<b>21</b>	<b>21</b>
37	APHC	0	0	0
38	ASHB	0	0	0
<b>Subtotal (Construction Sector)</b>		<b>0</b>	<b>0</b>	<b>0</b>
<b>Grand Total</b>		<b>239</b>	<b>148</b>	<b>148</b>

## Net worth

Rs. in Lakh

Sl.	Enterprises	2009-10		2010-11		2011-12	
		+ve	-ve	+ve	-ve	+ve	-ve
1	APGCL	42707		43189		41863	
2	AEGCL	54632		65707		62732	
3	APDCL	171035		184714		196730	
4	ASTC		40203		41840		43447
5	AUWS&SB	Not applicable					
<b>Subtotal (Service Sector)</b>		<b>268374</b>	<b>40203</b>	<b>293610</b>	<b>41840</b>	<b>301325</b>	<b>43447</b>
6	AGMC	625		625		625	
7	ASWC	1409		1395		1508	
8	AGCL	20064		25145		29975	
9	DNP	NA	NA	NA	NA	13410	
10	ARTFED	NA	NA	NA	NA	NA	NA
11	ATPO	884		931		968	
<b>Subtotal (Trade Sector)</b>		<b>22982</b>	<b>0</b>	<b>28096</b>	<b>0</b>	<b>46486</b>	<b>0</b>
12	APTDC		2150		2114		2002
13	ASDC for OBC		523		502		479
14	ASDC for SC		1389		981		1096
15	AMDFCL	68		76		105	
<b>Subtotal (Welfare Sector)</b>		<b>68</b>	<b>4062</b>	<b>76</b>	<b>3597</b>	<b>105</b>	<b>3577</b>
16	AIDC	7011		8283		8616	
17	ASIDC	50		26		26	
18	AIIDC	Not applicable					
19	AHSIDC		1177		1196		1223
20	AFC	1949		2022		2561	
21	ASF(F&D)C	17		5		24	
22	ATDC	415		510		586	
23	ASC		2013		1849		1830
24	ALPCO	1059		1228		NA	NA
25	AFDC		117	9		182	
26	AEDC	1514		1514		NA	NA
<b>Subtotal (Promotional Sector)</b>		<b>12015</b>	<b>3307</b>	<b>13597</b>	<b>3045</b>	<b>11995</b>	<b>3053</b>
27	ATC		24116		27726		29411
28	APM	5643		4987		NA	NA
29	APCL	8417		7392		7285	
30	ASFC		224		264		279
31	APCDC		356		455	NA	NA
32	ASTPPCL	126		126		NA	NA
33	AMDC	231		218		306	
34	AH&ECL	2299		2378		2504	
35	APOL		1006		967		942
36	ACJM	572		612		639	
<b>Subtotal (Production Sector)</b>		<b>17288</b>	<b>25702</b>	<b>15713</b>	<b>29412</b>	<b>10734</b>	<b>30632</b>
37	APHC	807		833		NA	NA
38	ASHB	Not applicable					
<b>Subtotal (Construction Sector)</b>		<b>807</b>	<b>0</b>	<b>833</b>	<b>0</b>	<b>0</b>	<b>0</b>
<b>Grand Total</b>		<b>321534</b>	<b>73274</b>	<b>351925</b>	<b>77894</b>	<b>370645</b>	<b>80709</b>

### Contribution to Exchequer

Rs. in Lakh				
Sl.	Enterprises	2009-10	2010-11	2011-12
1	APGCL	0	0	0
2	AEGCL	0	0	0
3	APDCL	3270	3457	3703
4	ASTC	8	4	0
5	AUWS&SB	0	0	0
<b>Subtotal (Service Sector)</b>		<b>3278</b>	<b>3461</b>	<b>3703</b>
6	AGMC	0	0	0
7	ASWC	0	0	0
8	AGCL	2124	2258	2320
9	DNP	13	9	295
10	ARTFED	NA	NA	NA
11	ATPO	10	27	19
<b>Subtotal (Trade Sector)</b>		<b>2147</b>	<b>2294</b>	<b>2634</b>
12	APTDC	0	0	0
13	ASDC for OBC	0	0	0
14	ASDC for SC	0	0	0
15	AMDFCL	0	0	0
<b>Subtotal (Welfare Sector)</b>		<b>0</b>	<b>0</b>	<b>0</b>
16	AIDC	11	32	71
17	ASIDC	0	0	0
18	AIIDC	NA	NA	NA
19	AHSIDC	0	0.05	0
20	AFC	15	40	20
21	ASF(F&D)C	0	0.09	1.33
22	ATDC	66	31	64
23	ASC	330	330	330
24	ALPCO	0	0	0
25	AFDC	0.18	0.18	0.18
26	AEDC	178	229	0
<b>Subtotal (Promotional Sector)</b>		<b>600.18</b>	<b>662.32</b>	<b>486.51</b>
27	ATC	13	18	29
28	APM	76	98	NA
29	APCL	678	462	510
30	ASFC	12	2	8
31	APCDC	8	0	0
32	ASTPPCL	0	0	0
33	AMDC	117	132	229
34	AH&ECL	56	40	62
35	APOL	39	67	61
36	ACJM	165	155	142
<b>Subtotal (Production Sector)</b>		<b>1164</b>	<b>974</b>	<b>1041</b>
37	APHC	160	174	0
38	ASHB	2812	2972	3136
<b>Subtotal (Construction Sector)</b>		<b>2972</b>	<b>3146</b>	<b>3136</b>
<b>Grand Total</b>		<b>10161.18</b>	<b>10537.32</b>	<b>11000.51</b>

### Number of Employees

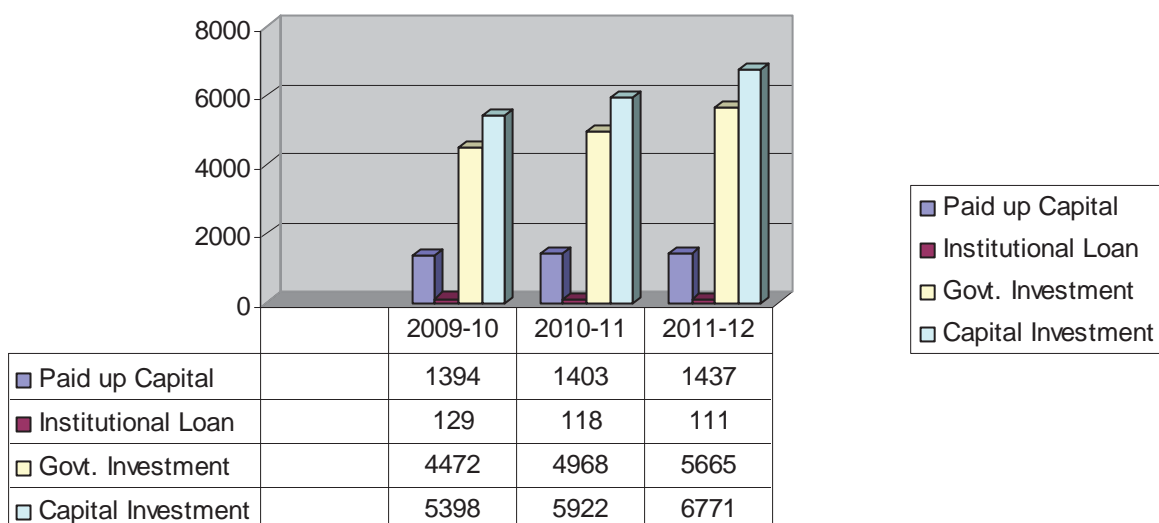
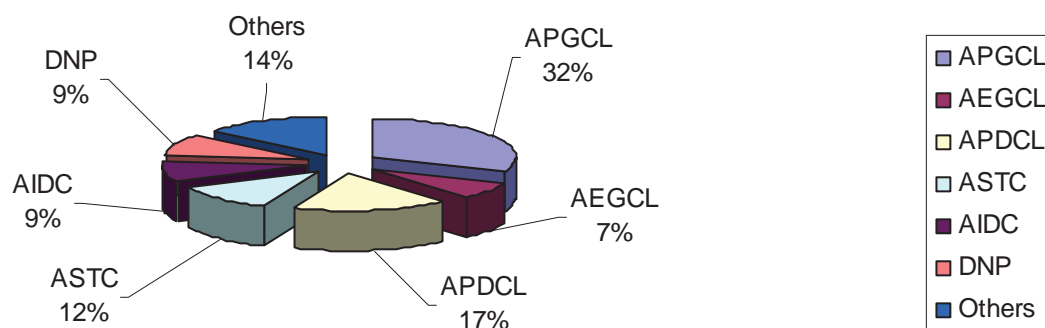
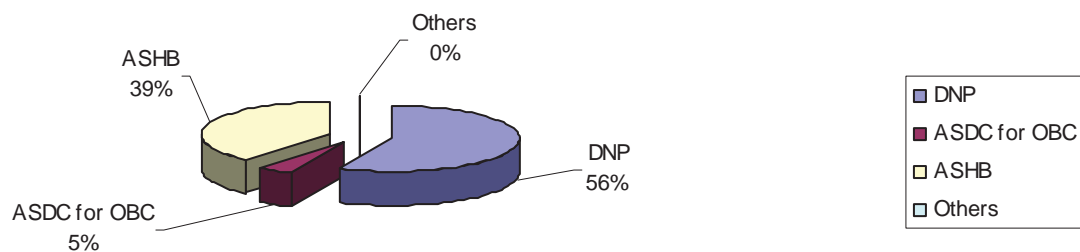
Sl.	Enterprises	2009-10	2010-11	2011-12
1	APGCL	1446	1318	1301
2	AEGCL	104	146	172
3	APDCL	10912	10752	10935
4	ASTC	2544	2255	2104
5	AUWS&SB	113	131	130
<b>Subtotal (Service Sector)</b>		<b>15119</b>	<b>14602</b>	<b>14642</b>
6	AGMC	92	90	88
7	ASWC	457	446	435
8	AGCL	341	361	365
9	DNP*	0	0	0
10	ARTFED	NA	NA	NA
11	ATPO*	0	0	0
<b>Subtotal (Trade Sector)</b>		<b>890</b>	<b>897</b>	<b>888</b>
12	APTDC	196	192	189
13	ASDC for OBC	76	73	72
14	ASDC for SC	140	132	126
15	AMDFCL*	0	0	0
<b>Subtotal (Welfare Sector)</b>		<b>412</b>	<b>397</b>	<b>387</b>
16	AIDC	158	146	139
17	ASIDC	143	143	133
18	AIIDC	0	0	0
19	AHSIDC	54	52	51
20	AFC	165	163	161
21	ASF(F&D)C	11	10	10
22	ATDC	93	109	109
23	ASC	248	240	235
24	ALPCO	15	15	15
25	AFDC	97	93	90
26	AEDC	133	131	129
<b>Subtotal (Promotional Sector)</b>		<b>1117</b>	<b>1102</b>	<b>1072</b>
27	ATC	16695	16693	16693
28	APM	277	253	253
29	APCL	418	396	357
30	ASFC	54	45	44
31	APCDC	102	101	97
32	ASTPPCL	118	103	99
33	AMDC	122	114	111
34	AH&ECL	0	0	0
35	APOL	403	403	403
36	ACJM	851	851	851
<b>Subtotal (Production Sector)</b>		<b>19040</b>	<b>18959</b>	<b>18908</b>
37	APHC	200	190	185
38	ASHB	303	290	281
<b>Subtotal (Construction Sector)</b>		<b>503</b>	<b>480</b>	<b>466</b>
<b>Grand Total</b>		<b>37081</b>	<b>36437</b>	<b>36363</b>

\* No permanent employees are recruited.

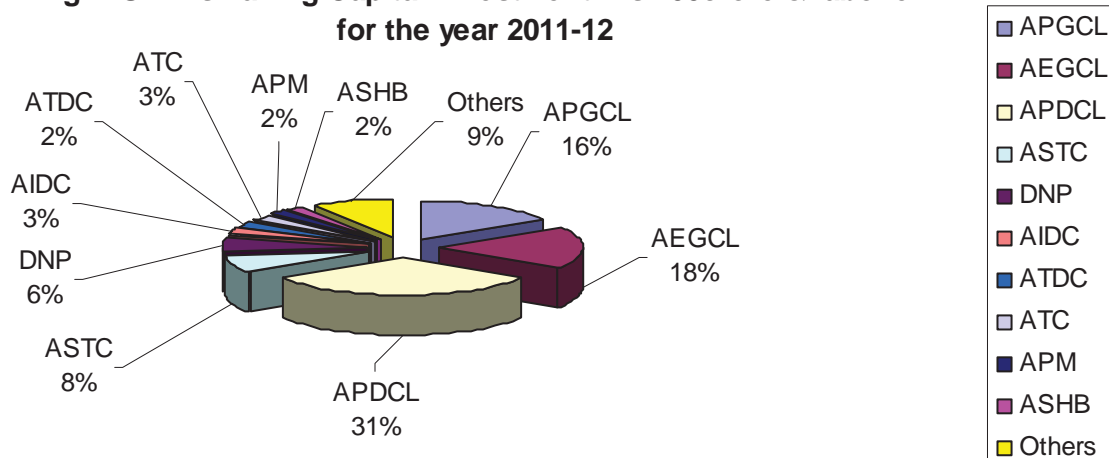
### Position of Accounts

Sl.	Enterprises	2009-10	2010-11	2011-12
1	APGCL	A	A	A
2	AEGCL	A	A	E
3	APDCL	A	A	A
4	ASTC	A	P	P
5	AUWS&SB	A	A	P
6	AGMC	P	P	P
7	ASWC	P	P	P
8	AGCL	A	A	A
9	DNP	A	A	A
10	ARTFED	NA	NA	NA
11	ATPO	A	A	A
12	APTDC	E	E	E
13	ASDC for OBC	P	P	E
14	ASDC for SC	A	E	E
15	AMDFCL	P	P	P
16	AIDC	A	A	A
17	ASIDC	P	P	E
18	AIIDC	P	P	P
19	AHSIDC	P	P	P
20	AFC	A	A	A
21	ASF(F&D)C	P	P	P
22	ATDC	A	A	P
23	ASC	A	P	E
24	ALPCO	P	P	NA
25	AFDC	A	A	E
26	AEDC	P	P	NA
27	ATC	P	P	P
28	APM	A	A	NA
29	APCL	A	A	A
30	ASFC	P	P	P
31	APCDC	P	P	NA
32	ASTPPCL	P	P	P
33	AMDC	P	P	P
34	AH&ECL	A	A	A
35	APOL	A	A	A
36	ACJM	A	A	A
37	APHC	A	A	P
38	ASHB	A	P	E
	<b>Audited</b>	<b>21</b>	<b>17</b>	<b>11</b>
	<b>Provisional</b>	<b>15</b>	<b>18</b>	<b>14</b>
	<b>Estimated</b>	<b>1</b>	<b>2</b>	<b>8</b>

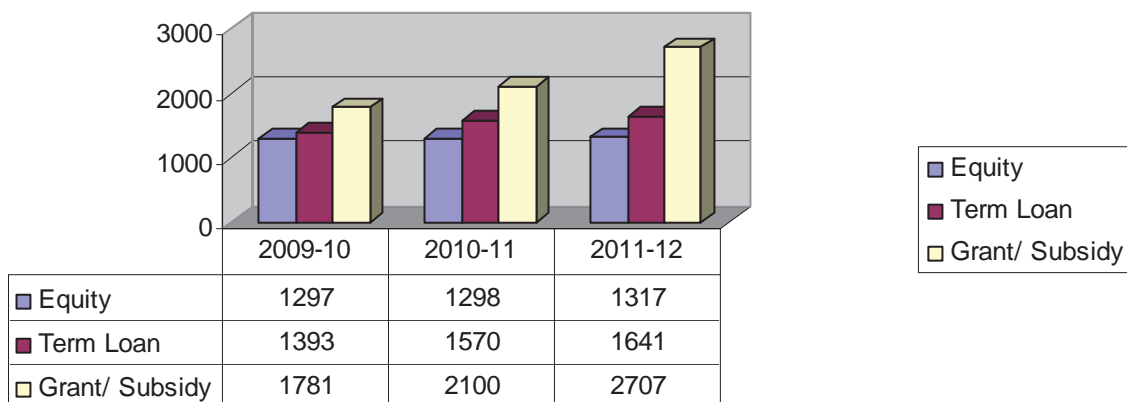


**Fig.1 TOTAL INVESTMENT(Rs.in crore)****Fig.2 : SLPEs having Paid up Capital Rs.100crore & above for the year 2011-12****Fig. 3 INSTITUTIONAL LOAN : 2011 -12**

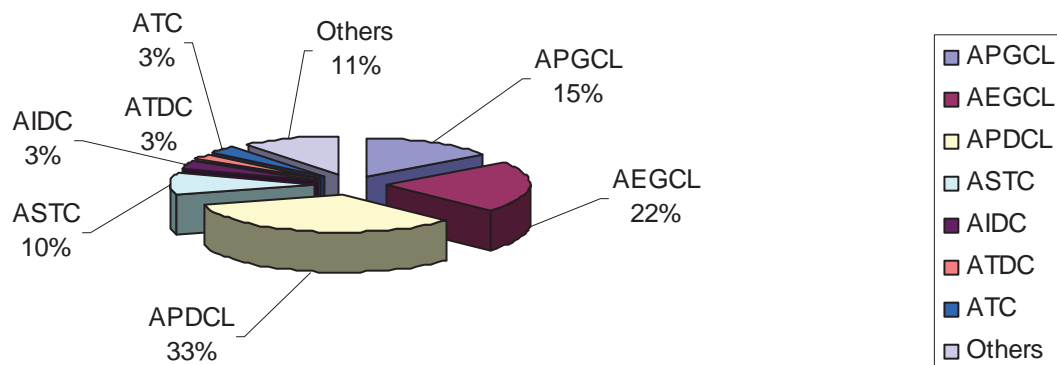
**Fig.4 :SLPEs having Capital Investment Rs.100crore & above for the year 2011-12**

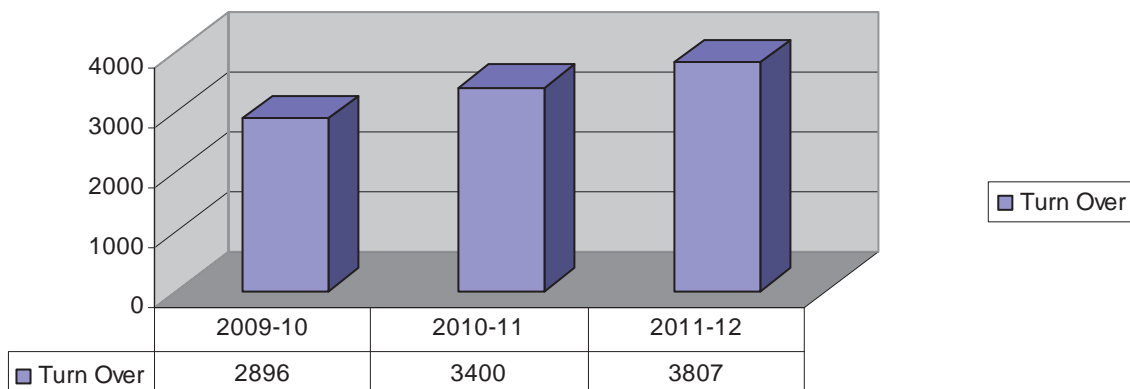
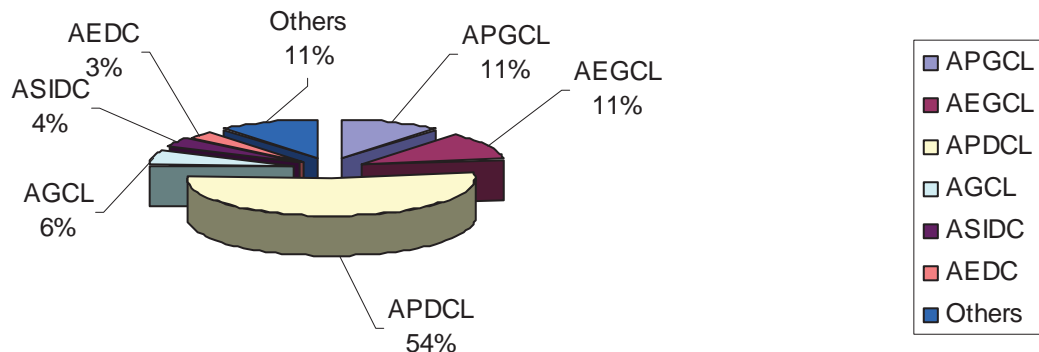
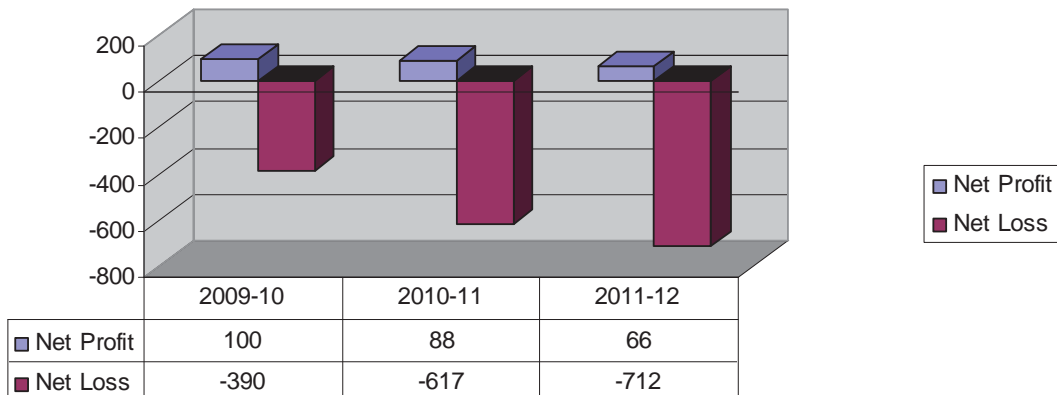


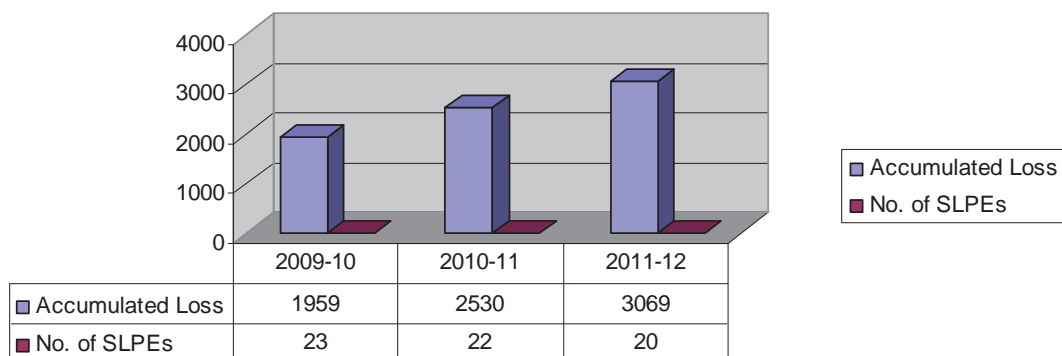
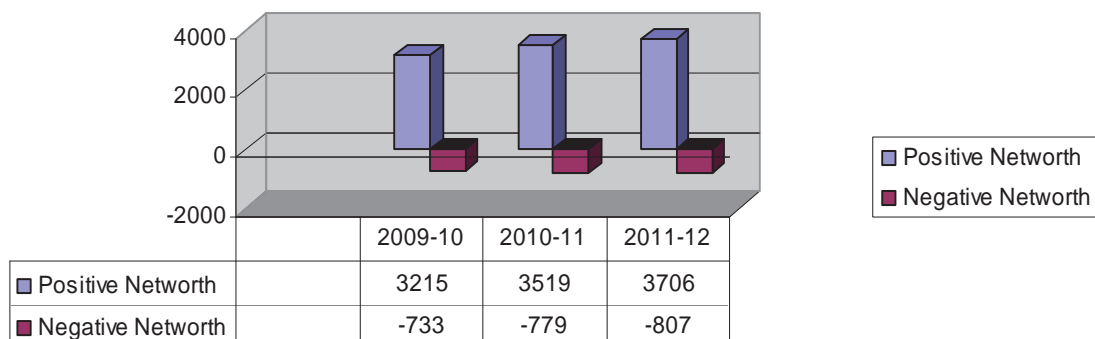
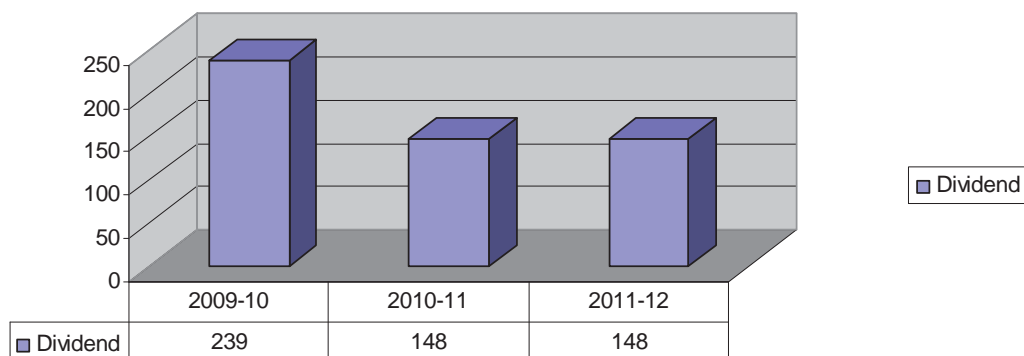
**Fig. 5 STATE GOVT. INVESTMENT (Rs. in crore)**



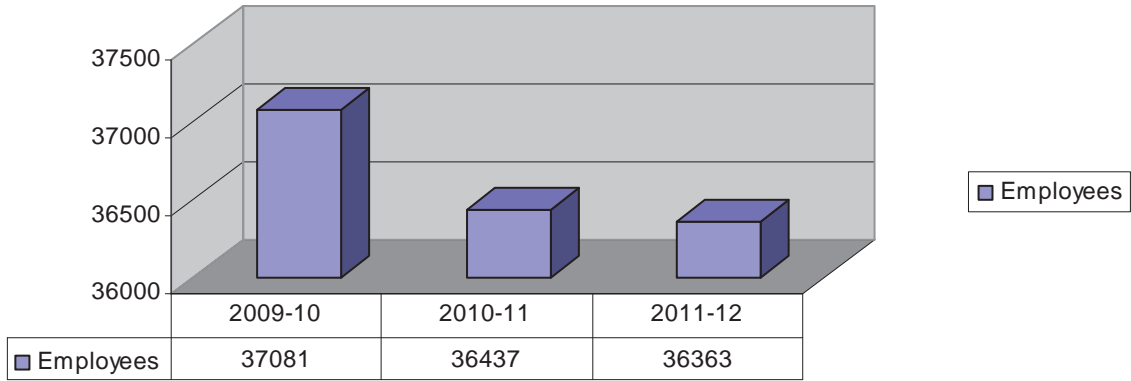
**Fig.6 SLPEs having State Govt, investment Rs.100crore & above for the year 2011-12**



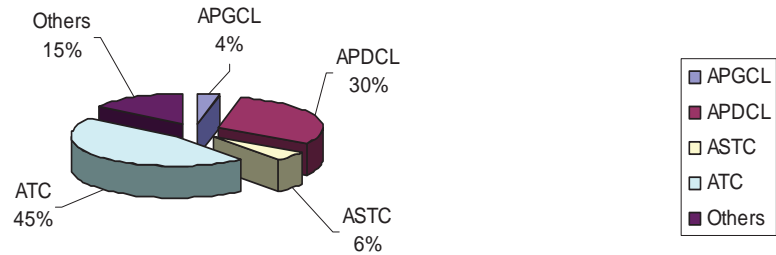
**Fig. 7 TURN OVER (Rs. in crore)****Fig. 8 SLPEs having TURN OVER Rs.100crore & above for the year 2011-12****Fig. 9 NET PROFIT/NET LOSS (Rs. in crore)**

**Fig.10 ACCUMULATED LOSS (Rs.in crore)****Fig. 11 POSITIVE NET WORTH / NEGATIVE NET WORTH (Rs. in crore)****Fig. 12 Dividend (Rs. in crore)**

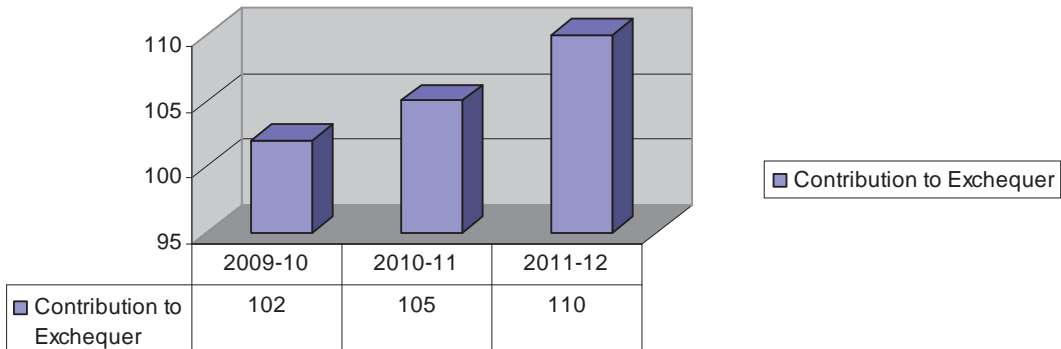
**Fig. 13 TOTAL NUMBER OF EMPLOYEES**



**Fig.14 SLPEs with number of Employees 1000 & above during 2011-12**



**Fig. 15 CONTRIBUTION TO EXCHEQUER (Rs. in crore)**





# Chapter : 2

## Summary & Analysis of performance

## Analysis

There are 38 (thirty eight) State Level Public Enterprises (SLPEs) in Assam enlisted under Public Enterprises Department during the period of Review. The SLPEs are functioning under the control of 20 Administrative Departments. Of these 38 SLPEs, 10 nos. of SLPEs are under Industries & Commerce Department, 3 each under Power, Cop-operation and WPT & BC Departments, 2 each under Urban Development, Handloom Textile & Sericulture and Mines & Mineral Departments and one each under Transport, Welfare of Minorities, Finance, Information Technology, Soil Conservation, Agriculture, Home, Cultural Affairs, Education (Elementary), Fishery, Hill Areas, Animal Husbandry & Veterinary and Tourism Departments. 29 of these enterprises are registered under the Companies Act, 1956, 6 under different Statutory Acts and remaining 3 SLPEs under the Assam Co-operation Societies Act, 1949.

The main objectives of the SLPEs are summarized as follows:

1. To facilitate rapid economic growth and speedy industrialisation of the State consolidating necessary infrastructure for industrial and economic development.
2. To earn reasonable rate of return on investment made and generate resources for further development.
3. To exploit natural resources of the State.
4. To provide financial support for development of weaker section of the society.
5. To promote development of small scale and ancillary industries.
6. To create employment opportunities in the state.

An overall performance of the SLPEs in terms of Investment, Business and Human Resource etc. are summarized as below.

To improve the performance of the SLPEs and to prevent further drainage of public money, 17 (seventeen) unviable SLPEs and two Industrial Units of another SLPE have been closed down by the State Government during the period of 2005-06 to 2010-11 under Assam Governance & Public Resource Management Programme (AGPRMP) financed by Asian Development Bank (ADB) and under the State Budget. Assam State Electricity Board (ASEB) was dissolved by the State Government on 31<sup>st</sup> March, 2013 after creation of 3 successor Companies under the Companies Act, 1956. More over State Government provide financial assistance to the SLPEs on need basis for implementation of VRS to reduce manpower cost, working capital assistance to increase capacity utilisation, and also provide financial assistance for one time settlement of Govt. guaranteed loan dues. The process of institutionalisation and execution of MOU in respect of 27 nos. of SLPEs started from the year 2009-10 and till now 9 nos. of SLPEs has already been executed MoUs with their concerned Administrative Departments to improve performance. Details MoUs have been placed at Chapter-4.

### FINALISATION OF ACCOUNTS

During the period of review there are 7 nos. of SLPEs having arrear more than 20 years and accounts of 10 nos. of SLPEs are upto date. However during the period of review it appears that most of the SLPEs are trying their best to update their accounts and accordingly a remarkable progress have been made by the 9 nos. of SLPEs on clearance of their arrear in accounts. It is expected that within a short period the SLPEs heaving arrear in finalisation of accounts could be able to update their accounts. The status of accounts of all the enterprises is given in the *Table-1*.

Table -1						
Sl No.	ENTERPRISES	Provisional accounts accepted by the Board up to	Statutory Auditor appointed up to	Statutory Audit completed up to	AG Audit completed up to	Accounts adopted in AGM up to
<b>Service Sector</b>						
1	APGCL	2011-12	2012-13	2011-12	2011-12	2010-11
2	AEGCL	2010-11	2012-13	2011-12	2011-12	2010-11
3	APDCL	2012-13	2012-13	2011-12	2011-12	2010-11
4	ASTC	2011-12	--	2009-10	2009-10	2009-10
5	AUWSSB	2011-12	2011-12	2010-11	2010-11	2009-10
<b>Trade Sector</b>						
6	AGMC	2011-12	2009-10	1989-90	1989-90	1986-87
7	ASWC	2011-12	2011-12	2007-08	2007-08	2007-08
8	AGCL	--	2012-13	2011-12	2011-12	2011-12
9	DNP	--	2012-13	2011-12	2011-12	2011-12
10	ARTFED	NA	NA	NA	NA	NA
11	ATPO	2012-13	2012-13	2011-12	2011-12	2010-11
<b>Welfare Sector</b>						
12	APTDC	2006-07	2002-03	1987-88	1987-88	1987-88
13	ASDC for OBC	2010-11	1998-99	1994-95	1990-91	1990-91
14	ASDC for SC	2009-10	2011-12	2009-10	2009-10	2003-04
15	AMDFCL	2011-12	2011-12	Nil	Nil	Nil
<b>Promotional Sector</b>						
16	AIDC	--	2012-13	2011-12	2011-12	2010-11
17	ASIDC	2010-11	2011-12	1994-95	1992-93	1992-93
18	AHSIDC	2011-12	2004-05	1993-94	1990-91	1990-91
19	AFC	2011-12	2012-13	2011-12	2011-12	2011-12
20	ASF(F&D)C	2011-12	2011-12	1999-2000	1999-2000	1999-2000
21	ATDC	2011-12	2011-12	2010-11	2010-11	2004-05
22	ASC	2010-11	2012-13	2009-10	2009-10	2009-10
23	ALPCO	2010-11	1994-95	1990-91	1990-91	1990-91
24	AFDC	--	2011-12	2010-11	2010-11	2009-10
25	AEDC	2011-12	2011-12	2009-10	2011-12	2006-07
26	AIIDC	2009-10	--	--	--	--
<b>Production Sector</b>						
27	ATC	2011-12	2006-07	1998-99	1998-99	1998-99
28	APM	2010-11	2012-13	2010-11	2010-11	2010-11
29	APCL	--	2012-13	2011-12	2011-12	2010-11
30	ASFC	2011-12	2011-12	2005-06	2004-05	2004-05
31	APCDC	2010-11	1994-95	1988-89	1987-88	1987-88
32	ASTPPCL	2010-11	2011-12	2007-08	1990-91	1990-91
33	AMDC	2011-12	2010-11	2005-06	2005-06	2005-06
34	AHECL	--	2012-13	2011-12	2010-11	2008-09
35	APOL	2011-12	2011-12	2011-12	2011-12	2011-12
36	ACJM	--	211-12	2011-12	2011-12	2011-12
<b>Construction Sector</b>						
37	APHC	2010-11	2011-12	2010-11	2010-11	2007-08
38	ASHB	2010-11	2010-11	2009-10	2009-10	2009-10

## INVESTMENTS

The total **Govt. Investment** comprising of equity, Term Loan, Subsidy & Govt guarantee in the 38 SLPEs stood at Rs.44721cr., Rs.4968cr. & Rs.5666cr. during the year 2009-10, 2010-11 & 2011-12 respectively which shows an increasing trend in investment. The **Capital Investment** for this period 2009-10 to 2010-11 was also in increasing trend. However, where data are not available, previous year data are considered to represent the trend to near actual in all the statement except in cases of turnover, Net Profit/ Net Loss, Net worth and Dividend. The position of investment is shown below in *Table-2*.

<i>Table-2</i> <span style="float: right;"><i>Rs in crore</i></span>												
Year	Capital Investment		State Govt. Investment		State Govt. Equity		Total Equity		State Govt. Loan		Institutional Loan	
	Amount	Percentage of increase/ (decrease) over previous year	Amount	Percentage of increase/ (decrease) over previous year	Amount	Percentage of increase/ (decrease) over previous year	Amount	Percentage of increase/ (decrease) over previous year	Amount	Percentage of increase/ (decrease) over previous year	Amount	Percentage of increase/ (decrease) over previous year
2009-10	5388	-(7.61)	4472	-(5.83)	1297	5.96	1394	8.31	1393	28.98	129	-(68)
2010-11	5902	9.54	4968	11.09	1298	0.08	1403	0.65	1570	12.71	118	-(8.53)
2011-12	6748	14.33	5666	14.05	1317	1.46	1437	2.42	1641	4.52	111	-(5.93)

Top 10 (ten) SLPEs in terms of Government Investment, as of 2011-12 are detailed in Table-3.

<i>Table-3</i>			
Sl.No.	SLPEs	Govt. Investment (Rs. in crore)	% Share
1	Assam Power Distribution Company Ltd.	1910	33.71
2	Assam Electricity Grid Corporation Ltd.	1233	21.76
3	Assam Power Generation Corporation Ltd.	853	15.05
4	Assam State Transport Corporation.	553	9.96
5	Assam Tea Corporation.	188	3.32
6	Assam Industrial Development Corporation Ltd.	166	2.93
7	Assam Tourism Development Corporation Ltd.	154	2.72
8	Assam State Housing Board.	82	1.45
9	Assam Industrial Infrastructure Development Corporation Ltd.	77	1.36
10	DNP Ltd.	69	1.22
	Total Govt. Investment during 2011-12	5666	

*Table-3* provides the list of top 10 SLPEs with highest financial investment of State Govt. as on 31.3.2012 and the percentage of share over the total Government Investment. Power sector claimed the major share in Government Investment which was more than 70% of total Government Investment.

The turnover of all enterprises were not comparable in an uniform scale. While for manufacturing enterprises, the net sales, which include cost of inputs like raw materials, utilities, labour, depreciation, interest, marketing expenses etc. as per commercial costing are the turnover, for the enterprises with refinancing activities, the turnover is interest receivable from the beneficiaries, on the loan disbursed, only. Therefore ratio of turnover to investments differs between categories of service rendered.

Top ten SLPEs in terms of Turn over as of 2010-11 are detailed in Table-4.

<i>Table-4</i>			
Sl.No.	SLPEs	Turnover (Rs. in crore)	% Share
1	Assam Power Distribution Company Ltd.	1585	47.62
2	Assam Power Generation Corporation Ltd.	422	12.41
3	Assam Electricity Grid Corporation Ltd.	348	10.24
4	Assam Gas Company Ltd.	224	6.59
5	Assam Govt. Marketing Corporation Ltd.	217	6.38
6	Assam Electronics Development Corporation Ltd.	106	3.03
7	Assam Small Industries Development Corporation Ltd.	103	3.08
8	Assam State Transport Corporation	67	1.97
9	Assam Tea Corporation Ltd.	45	1.32
10	Assam Seeds Corporation Ltd.	43	1.26
	Total Turnover for the year 2010-11	3400	

*Table-4* provides the list of top 10 SLPEs with highest turnover, as on 31.3.2011 and the percentage of share over the total turnover. In respect of turnover also Power Sector claimed the major share which was around 70% of total turnover.

The percentage of increase / (decrease) of turn over, over the previous year of the enterprises with Turnover Rs.100 Crore & above are indicted in *Table-5*. Turnover in these SLPEs are increasing except in few cases. Also turnover in other State Public Sector Enterprises as a whole are increasing during the period of review.

<i>Table-5</i>						
Sl. No.	TURNOVER (Rupees in Crore)	2009-10	2010-11		2011-12	
		Amount	Amount	% of increase/ (decrease) over 2009-10)	Amount	% of increase/ (decrease) over 2010-11)
1	Assam Power Distribution Company Ltd.	1408	1585	12.57	2013	27.00
2	Assam Electricity Grid Corporation Ltd.	315	348	10.48	429	23.28
3	Assam Power Generation Corporation Ltd.	331	422	27.49	434	2.84
4	Assam Govt. Marketing Corporation.	171	217	26.90	98	(54.84)
5	Assam Gas Company Ltd.	182	224	23.08	240	7.12
6	Assam Small Industrial Development Corporation Ltd.	92	103	11.96	149	44.66
7	Assam Electronics Development Corporation Ltd.	86	106	23.26	106	0
	Remaining enterprises	311	395	27.00	339	(0.14)



Top ten SLPEs in terms of Net Profit, for the year 2010-11 of which account are updated:

<i>Table-6</i>			
Sl.No.	SLPEs	Net Profit (Rs. in crore)	% Share
1	Assam Gas Company Ltd.	52.48	59.46
2	Assam Power Generation Corporation Ltd.	8.63	9.78
3	Assam Industrial Development Corporation Ltd.	3.52	3.99
4	Assam Police Housing Corporation Ltd.	1.37	1.55
5	Assam Financial Corporation	1.22	1.38
6	Assam Fisheries Development Corporation Ltd.	1.18	1.34
7	Assam Co-operative Jute Mills Ltd.	1.13	1.28
8	Assam Tourism Development Corporation Ltd.	0.91	1.03
9	Assam Hydrocarbon & Energy Company Ltd.	0.79	0.90
10	Assam Trade Promotion Organisation	0.46	0.52
	Total Net Profit	88.26	

*Table-6* provides the list of top 10 SLPEs in terms of Net Profit and the percentage of share over the total Net Profit. It appears that Assam Gas Company Ltd. obtained more than 50% share of total profit during the period 2010-11.

Income and Expenditure of the SLPEs for the Financial Year 2009-10, 2010-11 & 2011-12 are shown in *Table-7* :

<i>Table-7</i> (Rs. in lakh)							
Sl. No.	Name of SLPEs	2009-10		2010-11		2011-12	
		Total Income	Total Expenditure	Total Income	Total Expenditure	Total Income	Total Expenditure
1	Assam Power Generation Corporation Ltd.	36727	33759	42908	41719	44305	49176
2	Assam Electricity Grid Corporation Ltd.	31509	34218	34823	40235	42919	49676
3	Assam Power Distribution Company Ltd.	156533	186426	205783	255325	235870	291486
4	Assam State Transport Corporation	5214	7007	6724	8400	8995	10602
5	Assam Urban Water Supply & Sewerage Board	109	103	122	119	117	112
6	Assam Govt. Marketing Corporation Ltd.	17088	16794	21745	21386	9760	9635
7	Assam State Warehousing Corporation Ltd.	684	848	884	895	1035	978
8	Assam Gas Company Ltd.	18215	9471	22433	12329	23992	14422
9	DNP Ltd.	--	--	--	--	6220	4709
10	ARTFED	NA	NA	NA	NA	NA	NA
11	Assam Trade Promotion Organisation	84	55	115	51	133	67
12	Assam Plains Tribes Development Corporation Ltd.	346	279	340	307	226	338
13	Assam State Development Corporation for Other Backward Classes Ltd.	143	115	225	273	273	157

14	Assam State Development Corporation for Scheduled Castes Ltd.	235	404	1274	865	510	650
15	Assam Minorities Development & Finance Corporation Ltd.	5	23	9	42	11	46
16	Assam Industrial Development Corporation Ltd.	1525	518	1200	772	1240	840
17	Assam Small Industries Development Corporation Ltd.	441	302	631	520	870	737
18	Assam Industrial Infrastructure Development Corporation Ltd.	772	739	194	110	274	134
19	Assam Hills Small Industries Development Corporation Ltd.	8	75	7	60	0	27
20	Assam Financial Corporation	586	400	685	563	586	477
21	Assam State Film (Finance & Development ) Corporation Ltd.	28	25	14	23	48	26
22	Assam Tourism Development Corporation	476	309	527	393	687	557
23	Assam Seeds Corporation Ltd.	5307	5309	4477	4474	5555	5536
24	Assam Livestock & Poultry Corporation Ltd.	7	28	29	30	--	--
25	Assam Fisheries Development Corporation Ltd.	381	317	411	293	414	306
26	Assam Electronics Development Corporation Ltd.	9186	9089	11225	11188	--	--
27	Assam Tea Corporation Ltd.	3650	4821	4525	5727	4447	6135
28	Ashok Paper Mill (Assam) Ltd	16	701	17	722	--	--
29	Assam Petrochemicals Ltd.	5578	5070	3870	4948	6419	6531
30	Assam State Fertilizer & Chemicals Ltd. Chandrapur	362	283	199	234	224	226
31	Assam Plantation Crops Development Corporation Ltd.	335	326	225	320	--	--
32	Assam State Textbook Production & Publication Corporation Ltd.	5948	5760	8891	7850	9127	9008
33	Assam Mineral Development Corporation Ltd.	645	621	770	744	1312	1184
34	Assam Hydrocarbon & Energy Company Ltd.	178	18	144	25	213	25
35	Assam Polyester Co-operative Society Ltd.	1250	562	1759	1722	1729	1724
36	Assam Co-operative Jute Mills Ltd.	2790	2496	3434	3361	3318	3163
37	Assam Police Housing Corporation Ltd.	840	491	851	710	--	--
38	Assam State Housing Board	766	892	764	1169	889	1060
	Total	307967	328654	382234	427904	411718	469750

The percentage of share of Accumulated Loss of the five enterprises with Accumulated Loss over Rs.100 Crore & above are indicted in *Table-8*.

<i>Table-8</i>						
Accumulated Losses (Rs in Crore)	2009-10		2010-11		2011-12	
	Amount	% of share	Amount	% of share	Amount	% of share
AEGCL	139	7.10	207	8.18	274	8.93
APDCL	568	28.99	1054	41.66	1461	47.61
ASTC	570	29.10	586	23.16	602	19.62
AIDC	128	6.53	124	4.90	121	3.94
ATC	271	13.83	280	11.70	297	9.68
Remaining enterprises	284	14.50	279	11.03	313	10.20
Total of all SLPEs	1959		2530		3069	

Overall accumulated loss of all SLPEs during the period of review are increasing, but the percentage of increase in accumulated loss of SLPEs over the previous years are decreasing marginally except the first two SLPEs namely AEGCL & APDCL.

The *Table-9* indicate the overall position of Net Profit/ net Loss from the year 2009-10 to 2011-12 :

<i>Table-9</i>						
Profit/ Loss (Rs in Crore)	2009-10		2010-11		2011-12	
	Amount	No of SLPEs	Amount	No of SLPEs	Amount	No of SLPEs
Net Profit	100	23	88	20	66	18
Net Loss	390	13	617	16	712	13

The *Table-10* indicate the overall position of Net Worth from the year 2009-10 to 2011-12 :

<i>Table-10</i>						
Net worth Position (Rs in Crore)	2009-10		2010-11		2011-12	
	Amount	No of SLPEs	Amount	No of SLPEs	Amount	No of SLPEs
+ve NW	3215	22	3519	23	3706	19
-ve NW	733	11	779	10	807	9

Dividend was declared by only 3 (three) enterprises, during the period of review are shown in *Table-11*.

<i>Table-11</i>			
Dividend (Rupees in Lakh)	2009-10	2010-11	2011-12
Assam Gas Company Ltd.	127	127	127
Assam Petrochemicals Ltd.	91	--	--
Assam Co-operative Jute Mills Ltd.	21	21	21

The returns on equity investments had therefore been poor except in few SLPEs. Steps are being taken from the State Government to improve the functioning of the SLPEs.

## HUMAN RESOURCE

Out of 36363 nos. of total employees in the State Level Public Sector Enterprises during the year 2011-12, the following 4 nos. of enterprises had workforce exceeding 1000 numbers.

1. Assam Power Generation Corporation Ltd. employed 1301 nos. of employees.
2. Assam Power Distribution Company Ltd. employed 10935 nos. of employees.
3. Assam State Transport Corporation employed 2104 nos. of employees.
4. Assam Tea Corporation Ltd. employed 16693 nos. of employees.

Top 10 (ten) SLPEs in terms of Manpower, 2011-12

<i>Table-12</i>			
Sl.No.	SLPEs	Employment (Nos.)	% Share
1	Assam Tea Corporation Ltd.	16693	45.91
2	Assam Power Distribution Company Ltd.	10935	30.07
3	Assam State Transport Corporation	2104	5.79
4	Assam Power Generation Corporation Ltd.	1301	3.58
5	Assam Co-operative Jute Mills Ltd.	851	2.34
6	Assam State Warehousing Corporation	435	1.20
7	Assam Polyester Co-operative Society Ltd.	403	1.11
8	Assam Gas Company Ltd.	365	1.00
9	Assam Petrochemicals Ltd.	357	0.98
10	Assam State Housing Board	281	0.77
	Total number of employees	36363	

*Table-12* provides the list of top 10 SLPEs in terms of employment during 2011-12 and the percentage of share over the total number of employees. Assam Tea Corporation Ltd. claimed 46% share followed by Assam Power Distribution Company Ltd. claimed 30% share of total employees.

The rate of increase/ (decrease) in nos. of employees over the previous year is of the SLPEs with workforce exceeding 1000 numbers are shown in *Table-13*

<i>Table-13</i>					
	Nos. 2009-10	Nos. 2010-11	% increase/(decrease) over 2009-10)	Nos. 2011-12	% increase/(decrease) over 2010-11)
TOTAL	37081	36447	(1.71)	36363	(0.23)
ATC	16695	16693	(0.01)	16693	0
APDCL	10912	10752	(1.47)	10935	1.70
ASTC	2544	2255	(11.36)	2104	(6.69)
APGCL	1446	1318	(8.85)	1301	(1.29)
Others	5484	5419	(1.19)	5330	(1.64)

22 (twenty two) out of 38 nos of SLPEs had contributed to the exchequer in the form of interest on Government loan, excise duty, taxes, vat etc., which however are too low. The *Table-14* gives a total picture on contribution to exchequer.

<i>Table-14</i>			
Rupees in Crore	2009-10	2010-11	2011-12
Interest on Govt. loan	65	69	72
Dividend	2	1	1
Excise Duty	14	14	15
Corporate Tax/ Custom Duty	0.38	0.42	1
Sale Tax	15	15	13
Dividend Tax	0.36	0.21	0.21
Other Duties & Taxes	5	5	7
TOTAL	102	105	110

### CONSTRAINTS & REMEDIES

As per the Report submitted by the SLPEs it is seen that each of the SLPEs have indicated different problems standing on the way of achieving their goal. The major common problems in most of the SLPEs are found out as below.

1. Lack of working capital is one of the main hindrance in case of many of the SLPEs in implementation of various projects, schemes, for taking corrective measures for revival, for diversification or for expansion of projects etc. Administrative Departments may look into the matter. Moreover to become the SLPEs financially self sufficient it requires to enhance their efficiency and are accountable to the public.

2. Most of the SLPEs are lacking of professional persons & skilled worker force and lack of professionals in the Board of Directors. Reform in the management through induction of professional persons in the SLPEs as well as in the BoD are necessary. To increase efficiency of employees of SLPEs provision of proper training facilities to the staff is urgently necessary. However Public Enterprises Department during the period 2009-10 to 2011-12 had taken up number of such programmes for capacity building of the SLPEs. Also Public Enterprise Selection Enterprise Selection Board is playing an important role for selection of efficient person in the top level posts of the SLPEs.

3. Lack of infrastructure facilities such as inadequate power supply, transport bottleneck, old insufficient machineries, lack of raw materials, dilapidated condition of godowns, shortage of godowns, inadequate natural gas supply from source etc. are some of the common problems are facing by the SLPEs. For better performance of SLPEs diversification of activities like taking up of new projects, technology upgradation, application of modern machinery, streamlining of recovery process, trained manpower etc. may be considered apart from productivity, accountability, transparency, competitiveness, proper corporate governance & application of accounting standards.

4. Arrear in finalisation of accounts is an another important drawback in case of some of the SLPEs. Few SLPEs still now have arrear more than 20 (twenty) years in finalisation of their accounts for which actual performance of the SLPEs could not be ascertained. Public Enterprises



Department reviewing the matter on clearance of arrear in accounts regularly with the SLPEs involving AG Officials, Statutory Auditors and concerned Administrative Departments. However during the period of review some of the SLPEs made remarkable progress by updating their accounts ranging from 1 to 10 years.

5. For better performance, with the initiatives of PE Department, execution of MoU between the SLPEs and the concerned Administrative Departments with the help of outside service providers has been introduced in case of 27 nos. of SLPEs.

-----

# Chapter : 3

## Status Report

# 1. Assam Power Generation Corporation Ltd.

## 1. Nature and incorporation :

41

- a. Nature of SLPE : Government Company  
b. Date of incorporation : 23-10-2003  
c. Act under which incorporated : The Electricity Act, 2003, the Companies Act, 1956

2. Administrative Department : Power Department, Govt. of Assam

3. Address of the SLPE Head Office : Bijulee Bhawan, 3<sup>rd</sup> Floor, Paltan Bazar,  
(Including Telephone/ Fax/ e-mail Guwahati-1, Tele-Fax: 0361-2739546,  
and website, if any) Email: apgcl\_md@ yahoo.com, [cgm-g@apgcl.com](mailto:cgm-g@apgcl.com)  
Website:www.apgcl.org

## 4. Classification, category and operational status :

Division (As per GOI)	Major Sector area (Based on CAG & GOI classification)	Specific area of SLPE	Current status
Industry	Power	Generation of Power	In operation

5. Present CMD/ MD/ CEO/ Name, contact phone, mobile, fax and official e-mail : MD: Mr. Vijayendra, IAS; Tele Fax 0361-2739503, 9678000711; apgcl\_md@ yahoo.com

## 6. A. Composition of the Board as on 1<sup>st</sup> January, 2013

Designation	Name	Official Designation/ Member eligible	Tenure	Date on which any member is retiring this year	Contact numbers
Chairman	Shri S,C Das, IAS	Chairman, ASEB	--	--	0361- 2739523
Director	Shri Vijayendra, IAS;	MD, APGCL	--	--	0361- 2739503
Director	Shri R.C. Joshi, IAS;	Secretary, Finance Department, GoA	--	--	0361- 2237307
Director	Shri A. Goel, IAS	Commissioner & Secretary, Power (Elect), GoA	--	--	0361- 2237355
Director	Shri S. Sabhapandit	Entrepreneur, Guwahati	--	--	9864044470
Director	Shri S. Mahanta	Electricity Consultant, Guwahati	--	--	9954714240
Director	Shri A.C. Bhuyan	Retd. MD, APGCL	--	--	9678017817
Director	Shri R.K. Borthakur	Legal Consultant, Tinsukia	--	--	9435037335

## B. Various sub-committees constituted by the Board of Directors for different activities.

Sl. No.	Sub-committee	Mandate	Composition/ Members	Remarks
1.	Audit Committee	To review the matter on Audit	Shri Vijayendra, IAS; Shri R.C. Joshi, IAS; Shri S. Sabhapandit Shri A.C. Bhuyan	

## 7. The number of Board meetings and AGM held (year wise, for last three years)

	2009-10	2010-11	2011-12
No of Board Meetings	4	5	5
AGM	1	1	1

## 8. Mandate/ Mission of the SLPE

Sl. No.	Main Mandate/ Objectives/ Purpose of SLPE	Present operational status	Extent of achievement of the said mandate in % or in quantitative description
1.	To provide competitively-priced, reliable power to meet the energy needs of Assam and North-East India	Presently APGCL has the following running Power Plants: 1. Namrup Thermal Power Station: 119.5M/W 2. Lakwa thermal Power Station : 157.2 MW <u>Hydro Power Plant:</u> 3. Karbi Langpi Hyudro Electric Project: 100.0 MW	--

## 9. Strategy and Business Plan adopted for realisation of goals as stated in the vision statement and objectives set. : APGCL will focus on the company's business objectives in following key areas to achieve its Vision during the plan period.

- i. Customer & community satisfaction : To provide competitively-priced, reliable and environmentally responsible power supply .
- ii. Financial performance : To be a financially profitable and self financing generation company.
- iii. Business process : To adopt and implement industry Best Practises for efficient and effective Business Processes. Such as  
a. Project planning and management b. Operations, maintenance & management c. Commercial practices & management.

## 10. Performance : MOU Rating of SLPE (year wise, if any)

	2009-10	2010-11	2011-12
MOU entered years	Nil	1	Nil
MOU Rating	--	--	--

## 11. Status of Accounts :

a. Provisional up to	2011-12
b. Statutory Audit Completed up to	2011-12
c. Statutory Auditor appointed up to	2012-13
d. C&AG / RCS Audited up to	2011-12
e. Adopted in AGM up to	2010-11
f. Date on which AGM was held for the years	--
g. Number of Accounts in Arrears	Nil

12. Capital Structure : (Rs. in lakh)

		2009-10	2010-11	2011-12
A	Authorised Capital	100000	100000	100000
B	Paid-up Capital			
	a. Government of Assam	5	5	45586
	b. Government of India	Nil	Nil	Nil
	c. Others (specify)	45581	45581	Nil
C	Total	45586	45586	45586

43

13. Financial performance (Rupees in Lakh) :

		2009-10	2010-11	2011-12
A	Status of Accounts			
	i ) Estimated (E)			
	ii ) Provisional (P)	A	A	A
	iii) Audited (A)			
B	Capital Investment	97427	98001	109288
C	Capital Employed	108850	110847	111246
D	State Government Investment	73087	76383	85343
	a. Equity	45586	45586	45586
	b. Term Loan	7264	8122	10484
	c. Subsidy/ Grant			
	i. State	19687	22125	28723
	ii. Centre	550	550	550
	Total	20237	22675	29273
	d. Guarantees			
	i. Received	--	--	--
	ii. Committed	--	--	--
E	Loan			
	a. State Govt. Loan	7264	8122	10484
	b. Institutional Loan	--	--	--
	c. Banks Loan	--	--	--
	d. PSU Loan (Name of PSU)	24340	21618	23945
	e. Co-operatives	--	--	--
	Total	31604	29740	34429
	d. Defaults in loan repayments if any.	--	--	--
F	Waver of dues/ grant			
	a Loan repayment written of	--	--	--
	b Loans converted into equity	--	--	--
	c Interest/ penal interest waived	--	--	--
	d Loans converted into Grant	--	--	--
	e Total	--	--	--
G	a. Total Turnover	33132	42203	43396
	b. Net Turnover	33132	42203	43396
H	Total Income	36727	42908	44305
I	Total Expenses	33759	41719	49176
J	Total cost of production or total cost of service	25896	35734	37940
K	DIT			
	a. Depreciation	4624	3232	3107
	b. Interest	3237	2572	2627
	c. Taxes	555	326	93
	d. Total	8416	6130	5827

L	Profit			
	a. PBIT	6205	3761	(2244)
	b. PBDIT	10829	6993	863
	c. PBDIT to Capital Employed	0.10	0.07	0.008
	d. PBIT to Turnover	0.09	0.04	--
	e. PADIT	2413	863	(4964)
	f. Surplus Generated	--	--	--
M	Accumulated Reserve	23235	26104	33134
N	Reserve and Surplus	7369	2869	7030
O	Accumulated Loss (-)	3956	3093	8057
P	Net worth (NW) (+/-)	42707	43189	41863
Q	Net Profit to Net worth	0.05	0.02	--
R	Return on Capital employed	0.022	0.008	--
S	Debt-Equity Ratio	1.57	1.55	1.70
T	Gross Margin	0.22	0.15	--
U	Dividend paid			
	a %	--	--	--
	b Amount	--	--	--
V	Manpower Cost	23	32	38
W	Turnover per employee	23	32	33
X	Internal Resource Generation	--	--	--
Y	Contribution to Exchequer Total			
	a. Interest on Govt. loan	--	--	--
	b. Dividend	--	--	--
	c. Excise Duty	--	--	--
	d. Custom duty	--	--	--
	e. Sales Tax	--	--	--
	f. Dividend Tax	--	--	--
	g. Other duties and Taxes	--	--	--

#### 14. Physical performance :

Sl. No.	Parameter	Unit	2009-10	2010-11	2011-12
1	Gross Generation	MU	1712.208	1707.762	1753.278
2	Plant Load factor	--	57.57%	57.42%	58.79%
3	Availability	--	75	75	74

#### 15. Employment (Numbers)

Sl.No.		2009-10	2010-11	2011-12
1	Total	1446	1318	1301
	Executive/ Managerial	217	209	206
	Supervisory	161	146	139
	Field personnel/ Others	1068	963	956
2	Community wise			
	SC	69	62	53
	ST	269	241	227
	OBC	603	528	520
	Minority	87	83	80
	Disabled	Nil	Nil	Nil
	Women	93	88	83

#### 16. Remedial action taken/ proposed to be taken on the following issues flagged by the CAG Report (for the year ended 31<sup>st</sup> March 2012)



- i. No. of outstanding Inspection Report (IRs) and paragraphs : NIL
- ii. Paragraphs/ reviews for which explanatory notes were not received by the : NA
- iii. Paras involving deficiencies: NA
- iv. Paras involving recovery of money : NA
- v. Compliance/ Non- Compliance to Accounting standards : NA
- vi. Internal Control & Internal Audit Systems : The Company has constructed a separate Internal Audit Wing for performing internal audit.
- vii. Status of SAR : SAR for FY 2011-12 has already been submitted.
- viii No. of paras discussed by and pending at Committee on Public Undertakings (COPU) : NA
- ix On CAG Recommendations / suggestions : NA

17. Major constraints :

Sl. No.	Major constraints	Action plan
1.	Inconsistent gas supply	Favourable agreements with suppliers
2.	Old inefficient machineries	1. Replacement projects-Namrup RPP (ongoing) and Lakwa RPP (to be started after necessary approvals and fund clearance) 2. Renovation & Modernization (R&M) plans. 3. Energy Audits to take remedial measures to curb waste of energy if any.
3.	Delay in allocation of coal linkage to newly planned/ to be revived power project	Required formalities are on process for getting allocations of revival of 60 MW Chandrapur TPS on alternative fuel coal and implementation of 500 MW Margherita TPS.
4.	Unavailability of natural gas/coal/ hydro resources for starting new projects for capacity addition	Detailed study on the available hydro-carbon resources in Assam for power generation and approaching concerned departments for allocation of resources.
5.	Ineffective PPA with the distribution company	Discussion with Distribution company going on for a new PPA with favourable terms of payment for sale of power.
6.	Delay in funding of planned new projects	Matter under the control of concerned departments.

18. Action taken for :

- i Improving performance :
  - 1. Measures taken for improving PLF such as R&M activities
  - 2. Replacement Projects of NRPP (ongoing) and LRPP (under process)
  - 3. Energy Audits conducted at LTPS & NTPS.
- ii Revitalisation through implementation of VRS : No plan for VRS at the moment.
- iii Disinvestment etc. : As per Govt. Policy
- iv Preparation of long term plan : 5 (five) year (2012-13 to 2016-17) Strategic/  
Business plan of APGCL has been taken up as stated  
at point No. 9.
- v Updating of accounts : Audited annual accounts updated for the year 2011-12

Reporting Date : 08-03-2013.

## 2. Assam Electricity Grid Corporation Ltd.

### 1. Nature and incorporation

47

- a. Nature of SLPE : Government Company.
- b. Date of incorporation : 23.10. 2003.
- c. Act under which incorporated : Companies Act, 1956.

2. Administrative Department : Power Department, Government of Assam

3. Address of SLPE Head Office : AEGCL, Bijulee Bhawan (1<sup>st</sup> Floor),  
(Including telephone/ Fax/ Paltanbazar, Guwahati-1  
E-mail and website if any) Telephone No : 0361-2739520  
Fax : 0361-2739513  
[managing.director@aegcl.co.in](mailto:managing.director@aegcl.co.in)  
Website : [www.aegcl.co.in](http://www.aegcl.co.in)

### 4. Classification, category and operational status:

Division (As per GOI)	Major Sector area (Based on CAG & GOI classification)	Specific area of SLPE	Current status
Industry	Power	Transmission of extra high voltage power spread over geographical area of the state of Assam	In operation but losing

5. Present CMD/MD/CEO/ Name, contact phone, mobile, fax and official e-mail: Name :  
Shri Golap Das Telephone No:0361-2739520, Mobile No ; 9435085129, Fax : 0361-  
2739513, e-mail; [managing.director@aegcl.co.in](mailto:managing.director@aegcl.co.in)

6. A. Composition of the Board as on 1<sup>st</sup> November, 2012 :

Designation	Name	Official Designation/ Member eligible	Tenure	Date on which any member is retiring this year	Contact numbers
Director	Sri S.C.Das, IAS	Chairman	--	--	0361- 2739525
Director	Sri R.C.Joshi, IAS	Govt. Nominee	--	--	--
Director	Sri Anurag Goel, IAS	Govt. Nominee	--	--	--
Director	Sri Golap Das	Managing Director, AEGCL	--	--	0361- 2739520
Director	Sri Avijit Mazumdar	Public Director	--	--	9954093370
Director	Sri Anup Gogoi	Public Director	--	--	9864103985
Director	Sri S.K.Handique	Public Director	--	--	9864074133
Director	Sri Sanjiv Jaiswal	Public Director	--	--	9706000365
Director	Sri Amitabh Barua	Public Director	--	--	9435048010

## 6.B. Various sub-committees constituted by the Board of Directors for different activities:

Sl. No.	Sub-committee	Mandate	Composition/ Members	Remarks
1	Audit Committee	Review of Annual & Financial Statements of the Company and to ensure compliance of internal control system	Managing Director is the Chairman of the Committee	The committee will be re-constituted shortly because out of three members, two members are already out of the Board
			Sri Dibakar Borgohain	
			Sri B.P.Baksi	
			Sri Avijit Mazumdar	

## 7. The number of Board meetings and AGM held (year wise, for last three years)

	2009-10	2010-11	2011-12
No. of Board Meetings	4	4	4
AGM	1	1	1

## 8. Mandate/Mission of the SLPE

Sl. No.	Main Mandate/ Objectives/ Purpose of SLPE	Present operational status	Extent of achievement of the said mandate in % or in quantitative description
1.	To ensure transmission system availability at 99.50% all time and to feed sufficient quality power to the power distribution utility so that quality power may reach to every house hold of the state	98.87%	0.33%
2.	To bring down the system losses to a level of 3.50% by 2020.	4.29%	0.51%

## 9. Strategy and Business Plan adopted for realization of goals as stated in the vision statement and objectives set:

- a) To increase revenue by reduction of transmission losses to 3.50% by 2020, up-gradation/ augmentation works of the grid system is taken-up under different sources of funding.
- b) Also, implementation of OPGW project taken-up to earn addl. revenue by optimum use of OPGW for communication purpose by other agencies.

## 10. Performance: MOU Rating of SLPE (year wise, if any)

	2009-10	2010-11	2011-12
MOU entered years	--	--	--
MOU Rating	--	--	--

## 11. Status of Accounts:

a. Provisional up to	2010 – 11
b. Statutory Audit Completed up to	2011 – 12
c. Statutory Auditor appointed up to	2012 – 13
d. C&AG / RCS Audited up to	2010 – 11
e. Adopted in AGM up to	2010 – 11
f. Date on which AGM was held for the years	25-04-11 (for 2009-10), 30-03-12 (for 2010-11)
g. Number of Accounts in Arrears	Nil

## 12. Capital Structure: (Rs. in lakh)

		2009-10	2010-11	2011-12
A	Authorized Capital	10000	10000	10000
B	Paid-up Capital			
	a. Government of Assam	9993	9993	9993
	b. Government of India	--	--	--
	c. Others (specify)	--	--	--
C	Total	9993	9993	9993

## 13. Financial performance (Rupees in lakh) :

		2009-10	2010-11	2011-12
A	Status of Accounts	A	A	E
B	Capital Investment	86300	102380	123340
C	Capital Employed	80888	89310	163245
D	State Government Investment	86300	102380	123340
	a. Equity	9993	9993	9993
	b. Term Loan (including interest accrued & due on Govt. loan)	33928	39390	36305
	c. Subsidy/Grant			
	i) State	42379	52997	77042
	ii) Centre	--	--	--
	Total	42379	52997	77042
	d. Guarantees			
	i) Received	--	--	--
	ii) Committed	--	--	--
E	Loan			
	a. State Govt. Loan	33928	39390	36305
	b. Institutional Loan	--	--	--
	c. Banks Loan	--	--	--
	d. PSU Loan (Name of PSU)	--	--	--
	e. Co-operatives	--	--	--
	Total	33928	39390	36305
	f. Defaults in loan repayments if any.	--	--	--

F	Waver of dues/grant			
	a.	Loan repayment written of	--	--
	b.	Loans converted into equity	--	--
	c.	Interest/Penal interest waived	--	--
	d.	Loans converted into Grant	--	--
	e.	Total	--	--
G	a.	Total Turnover	31509	34823
	b.	Net Turnover	31509	34823
H	Total Income		31509	34823
I	Total Expenses		34218	40235
J	Total cost of production or total cost of service		25917	29744
K	DIT			
	a.	Depreciation. Interest	1666	3033
	b.	Interest	2984	2810
	c.	Taxes	32	0.08
	d.	Total	4682	5844
L	Profit			
	a.	PBIT	(1236)	(4012)
	b.	PBDIT	430	(979)
	c.	PBDIT to Capital Employed*	0.01	--
	d.	PBIT to turnover*	--	--
	e.	PADIT*	(4252)	(6823)
	f.	Surplus Generated	--	--
M	Accumulated Reserve		-	--
N	Reserve and Surplus		44639	55714
O	Accumulated Loss (-)		13851	20673
P	Net worth (NW) (+ /-)		54632	65707
Q	Net Profit to Net worth*		--	--
R	Return on Capital employed*		--	--
S	Debt-Equity Ratio		4.41	5.30
T	Gross Margin		--	--
U	Dividend paid			
	a.	%	--	--
	b.	Amount	--	--
V	Manpower Cost		6445	8142
W	Turnover per employee		--	--
X	Internal Resource Generation		--	--
Y	Contribution to Exchequer Total			
	a.	Interest on Govt. loan	--	--
	b.	Dividend	--	--



	c.	Excise Duty	--	--	--
	d.	Custom duty	--	--	--
	e.	Sales Tax	--	--	--
	f.	Dividend Tax	--	--	--
	g.	Other duties and Taxes	--	--	--

51

14. Physical performance:

Sl. No.	Parameter	Unit	2009-10	2010-11	2011-12
<b>A.</b>	<b>Transmission Line</b>				
	a) 220 kV	Circuit Km.	0	0	24.60
	b) 132 kV	Circuit Km.	15.86	154.60	0
<b>B.</b>	<b>Sub-Station</b>				
	220/132 kV	MVA	300	0	80
	132/33 kV	MVA	201.5	201	66

15. Employment (Numbers)

Sl. No.		2009-10	2010-11	2011-12
<b>1</b>	<b>Total</b>	<b>104</b>	<b>146</b>	<b>172</b>
	Executive/Managerial	17	43	8
	Supervisory	0	0	0
	Field personnel/ Others	87	103	164
<b>2</b>	<b>Community wise</b>			
	SC	9	12	16
	ST	15	24	28
	OBC	22	35	48
	Minority	-	-	-
	Disabled	-	-	-
	Women	3	3	6

16. Remedial action taken/proposed to be taken on the following issues flagged by the CAG Report (for the year ended 31<sup>st</sup> March 2012)

i.	No. of outstanding Inspection Report (IRs) and paragraphs	Audit by CAG not yet started for the year ended 31 <sup>st</sup> March, 2012.
ii.	Paragraphs/reviews for which explanatory notes were not received by the AG	
iii.	Paras involving deficiencies	
iv.	Paras involving recovery of money	
v.	Compliance/Non-Compliance to Accounting standards	
vi.	Internal Control & Internal Audit Systems	
vii.	Status of SAR	
viii.	No. of paras discussed by and pending at Committee on Public Undertakings (COPU)	
ix.	On CAG Recommendations/suggestions	

## 17. Major constraints:

Sl. No.	Major constraints	Action plan
1	Facing problem to get land for Grid S/S	Constant liaison is maintained with the local civil authority.
2	Right-of-way problem for construction of transmission lines	
3	Working season (WS) is practically very less	Maximum effort is given for optimum utilization of WS
4	Delay in fund flow for execution of project	Made constant pursuance with the GOI and GOA for regular fund flow.

## 18. Action taken for:

- i) Improving performance : Periodic review of performance is done.  
Necessary training as and when required to boost-up overall performance of the employees of the organization is taken up.
- ii) Revitalisation through implementation of VRS : Done for willing person & physically unfit.
- iii) Disinvestment etc. : No such plan considered till date.
- iv) Preparation of long term plan : Plan up to 2020 has been made.
- v) Updating of accounts : Regular updating of accounts with year wise AG audit is done.

Reporting Date: 22.11.2012

1. Nature and incorporation :

- a. Nature of SLPE : Government Company  
 b. Date of incorporation : 23-10-2003  
 c. Act under which incorporated : Companies Act, 1956

2. Administrative Department : : Power Department, Govt. of Assam.

3. Address of the SLPE Head Office : Bijulee Bhawan, Paltan Bazar, Guwahati-781001  
 ( Including Telephone/ Fax/ e-mail Ph:- 0361-2739528 email, [cmdapdcl@gmail.com](mailto:cmdapdcl@gmail.com)  
 and website, if any)

4. Classification, category and operational status :

Division (As per GOI)	Major Sector area (Based on CAG & GOI classification)	Specific area of SLPE	Current status
Industry	Power	Distribution of power (electricity) in Assam	In operation but losing

5. Present CMD/ MD/ CEO/ Name, contact phone, mobile, fax and official e-mail : Shri Rajiv Yadav, IAS Ph:- 0361-2739528 email: [cmdapdcl@gmail.com](mailto:cmdapdcl@gmail.com)

6. A. Composition of the Board as on 1<sup>st</sup> July 2013

Designation	Name	Official Designation/ Member eligible	Tenure	Date on which any member is retiring this year	Contact numbers
Chairman	Shri Rajiv Yadav, IAS	Managing Director	01.05.2013	--	--
Director	R.C. Joshi, IAS	--	28-06-2011	--	0361- 2237307
Director	Anurag Goel, IAS	--	14-06-2012	--	0361- 2237355
Director	Champak Baruah	--	11-01-2013	--	98640-20778
Director	Sushanto Dev	--	18-10-2012	--	98100-29743
Director	Madhuryya Goswami	--	18-10-2012	--	94350-81248
Director	Ramesh Jain	--	18-10-2012	--	94351-15682
Director	Dr. M.P Bezbaruah	--	24-02-2011	--	98640-55485

6 B. Various sub-committees constituted by the Board of Directors for different activities.

Sl. No.	Sub-committee	Mandate	Composition/ Members	Remarks
i)	Audit Committee	To review the financial reports of the Company.	i) Dr. M.P. Bezbaruah ii) Madhuryya Goswami	--
ii)	Board Level Tender Purchase Committee	To attend the various works of the Company within a financial limit.	i) Anurag Goel, IAS ii) Dr. M.P Bezbaruah	--

	2009-10	2010-11	2011-12
No of Board Meetings	4	5	6
AGM	2	2	2

## 8. Mandate/ Mission of the SLPE

Sl. No.	Main Mandate/ Objectives/ Purpose of SLPE	Present operational status	Extent of achievement of the said mandate in % or in quantitative description
1.	To take over, manage and operate the electricity distribution system, assets, liabilities, undertaking to the Assam State Electricity Board (ASEB), as may be transferred to it pursuant to a notified transfer scheme in terms of Part XIII of the Electricity Act, 2003 and/or relevant State enactment, as the case may be ("Applicable Law").	Successfully implemented the transfer scheme for conversion from ASEB to APDCL.	--
2.	To undertake the electricity distribution, trading, supply (bulk and retail) in the state of Assam or outside in accordance with provisions Applicable Law and all activities ancillary or appurtenant thereto.	Providing Electricity to approx. 35% household of the State.	--

## 9. Strategy and Business Plan adopted for realisation of goals as stated in the vision statement and objectives set.

1	Trying to achieve Electricity to all by 2016 as per the National Electricity Plan of Govt. of India
2	Loss reduction plan by investing in T&D Network.
3	Consumer Satisfaction by bringing service nearer to consumer and I.T. information
4	Measures against Theft of Electricity.

## 10. Performance : MOU Rating of SLPE (year wise, if any)

	2009-10	2010-11	2011-12
MOU entered years	--	--	--
MOU Rating	--	--	--

## 11. Status of Accounts :

a. Provisional up to	2012-13
b. Statutory Audit Completed up to	2011-12
c. Statutory Auditor appointed up to	2012-13
d. C&AG / RCS Audited up to	2011-12
e. Adopted in AGM up to	2010-11
f. Date on which AGM was held for the years	19.10 2012 for F.Y. 2010-11
g. Number of Accounts in Arrears	NIL

## 12. Capital Structure : (Rs. in lakh)

		2009-10	2010-11	2011-12
A	Authorised Capital	25000	25000	25000
B	Paid-up Capital			

	a. Government of Assam	15	15	16267
	b. Government of India	--	--	--
	c. Others (specify)	25066	25066	8814
C	Total	25081	25081	25081

13. Financial performance (Rupees in Lakh) :

		2009-10	2010-11	2011-12
A	Status of Accounts			
	i ) Estimated (E) ii ) Provisional (P) iii) Audited (A)	A	A	A
B	Capital Investment	156277	172735	208891
C	Capital Employed	149800	94882	86935
D	State Government Investment	151082	167239	190979
	a. Equity	25081	25081	25081
	b. Term Loan	42432	47524	51847
	c. Subsidy/ Grant			
	i. State	83569	94634	114051
	ii. Centre	--	--	--
	Total	83569	94634	114051
	d. Guarantees			
	i. Received	--	--	--
	ii. Committed	--	--	--
E	Loan			
	a. State Govt. Loan	42432	47524	51847
	b. R-APDRP Loan	5195	4596	17911
	c. ASE Bonds	1659	675	--
	d. PSU Loan/ Institutional loan	--	--	--
	e. Bank loan	3480	3281	3083
	f. Co-operative loan	--	--	--
	Total	52766	56976	72841
	d. Defaults in loan repayments if any.	--	--	--
F	Waver of dues/ grant			
	a Loan repayment written of	--	--	--
	b Loans converted into equity	--	--	--
	c Interest/ penal interest waived	--	--	--
	d Loans converted into Grant	--	--	--
	e Total	--	--	--
G	a. Total Turnover	140799	158457	201265
	b. Net Turnover	140799	158457	201265
H	Total Income	156533	205783	235870
I	Total Expenses	186426	255325	291486
J	Total cost of production or total cost of service			
K	DIT			
	a. Depreciation	6097	6430	5770
	b. Interest	6883	7451	8793
	c. Taxes	--	--	--
	d. Total	12980	13881	14563

L	Profit			
	a. PBIT	(23010)	(42091)	(46823)
	b. PBDIT	(16913)	(35661)	(41053)
	c. PBDIT to Capital Employed	--	--	--
	d. PBIT to Turnover	--	--	--
	e. PADIT	(29893)	(49543)	(55616)
	f. Surplus Generated	--	--	--
M	Accumulated Reserve	--	--	--
N	Reserve and Surplus	202755	265021	317795
O	Accumulated Loss (-)	56801	105388	146146
P	Net worth (NW) (+/-)	171035	184714	196730
Q	Net Profit to Net worth	--	--	--
R	Return on Capital employed	--	--	--
S	Debt-Equity Ratio	0.29	0.29	0.35
T	Gross Margin	--	--	--
U	Dividend paid	--	--	--
	a %	--	--	--
	b Amount	--	--	--
V	Manpower Cost	35798	39853	46123
W	Turnover per employee	13	15	18
X	Internal Resource Generation	--	--	--
Y	Contribution to Exchequer Total	3270	3457	3703
	a. Interest on Govt. loan	3270	3457	3703
	b. Dividend	--	--	--
	c. Excise Duty	--	--	--
	d. Custom duty	--	--	--
	e. Sales Tax	--	--	--
	f. Dividend Tax	--	--	--
	g. Other duties and Taxes	--	--	--

## 14. Physical performance :

Sl. No.	Parameter	Unit	2009-10	2010-11	2011-12
1	Sale of Power	(M.U)	3247.32	3535..43	3969.26

## 15. Employment (Numbers)

Sl.No.		2009-10	2010-11	2011-12
1	Total	10912	10752	10935
	Executive/ Managerial	769	758	737
	Supervisory	900	805	869
	Field personnel/ Others	9243	9189	9329
2	Community wise			
	SC	771	760	765
	ST	1625	1601	1620
	OBC	2952	2860	2910
	Minority	--	--	--
	Disabled	85	83	84
	Women	381	389	370



- i. No. of outstanding Inspection Report (IRs) and paragraphs : No
- ii. Paragraphs/ reviews for which explanatory notes were not received by the AG: No
- iii. Paras involving deficiencies : No
- iv. Paras involving recovery of money : Nil
- v. Compliance/ Non- Compliance to Accounting standards : Compliance.
- vi. Internal Control & Internal Audit Systems: Yes
- vii. Status of SAR : Up to date
- viii No. of paras discussed by and pending at Committee on Public Undertakings (COPU): Discussed upto 2010 Yet to discuss for 2011 and 2012
- ix On CAG Recommendations / suggestions : Action Taken

17. Major constraints :

Sl. No.	Major constraints	Action plan
	Not reported	

18. Action taken for :

- i Improving performance : NA
- ii Revitalisation through implementation of VRS : NA
- iii Disinvestment etc. : NA
- iv Preparation of long term plan : NA
- v Updating of accounts : NA

Reporting Date : 19.07.2013

1. Nature and incorporation :

- a. Nature of SLPE : Statutory Corporation  
 b. Date of incorporation : 31-03-1970  
 c. Act under which incorporated : Road Transport Corporation Act, 1950 and Assam & Meghalaya State Road Transport Corporation Act, 1970.

2. Administrative Department : Transport Department, Govt. of Assam

3. Address of the SLPE Head Office : Paltan Bazar, Guwahati-781008, Telephone:  
 ( Including Telephone/ Fax/ e-mail 0361-2606550, 2739552, : Fax : 0361-2739552,  
 and website, if any) E-mail : astc2009 @gmail.com, Web Site :  
 assamstatetransport..com.

4. Classification, category and operational status :

Division (As per GOI)	Major Sector area (Based on CAG & GOI classification)	Specific area of SLPE	Current status
Service	Tourism, Transport	Transport	In operation but losing

5. Present CMD/ MD/ CEO/ Name, contact phone, mobile, fax and official e-mail : Khagendra Nath Chetia, Managing Director Ph. (0361) 2739552,9864027155 [astc2009@gmail.com](mailto:astc2009@gmail.com)

6. A. Composition of the Board as on 1<sup>st</sup> December, 2012 :

Designation	Name	Official Designation/ Member eligible	Tenure	Date on which any member is retiring this year	Contact numbers
Chairman	Shri G.C. Langthasa	MLA	--	--	9957171301
Director	Shri V.S. Bhaskatr, IAS	Principal Secretary, Transport Department, Govt. of Assam	--	--	--
Director	Shri P Borthakur, IAS	Commissioner & Secretary, Finance Department Govt. of Assam	--	--	--
Director	Shri P.K.Barman	Deputy Secretary, Public Enterprises Department Govt. of Assam	--	--	--
Director	Shri B.M. Doely	Commissioner of Transport, Assam	--	--	--
Director	-	Superintending Engineer, Regional Office, Ministry of Surface Transport, Guwahati	--	--	--
Director	Shri Banendra Mushahary	MLA	--	--	--
Director	Shri Majendra Narzary	MLA	--	--	--

Director	Shri Khurshid Alam	General Secretary, State Transport Workers' Association	--	--	9435405998
Director	Shri K.N. Chetia	Managing Director, Assam State Transport Corporation	--	--	9864027155

6 B. Various sub-committees constituted by the Board of Directors for different activities.

Sl. No.	Sub-committee	Mandate	Composition/ Members	Remarks
1.	Purchase and Disposal Committee	This Committee deals in purchase, which are of capital nature, and disposal matters of the Corporation, which the Board is only competent to deal with.	Chairman-Shri G.C. Langthasa, MLA Member-Shri L. Alam, G.S. STWA Member- Shri K.N. Chetia, MD, ASTC Member-Shri A.Ghosh, Chief, Chief Engineer (A/T), ASTC	

7. The number of Board meetings and AGM held (year wise, for last three years)

	2009-10	2010-11	2011-12
No of Board Meetings	4	4	3
AGM	--	--	--

8. Mandate/ Mission of the SLPE

Sl. No.	Main Mandate/ Objectives/ Purpose of SLPE	Present operational status	Extent of achievement of the said mandate in % or in quantitative description
1.	To provide efficient, adequate, economical and properly coordinated system of road transport services in the State	Continuously maintaining the growth of the Corporation by augmenting the Corporation's Bus fleet.	100%

9. Strategy and Business Plan adopted for realisation of goals as stated in the vision statement and objectives set. :

The main activity of the Corporation is to provide efficient, adequate, economical and properly coordinated system of road transport services in the State. To broaden its base, the Corporation has placed 300 buses under the Rural Connectivity scheme in the remote and interior areas of the State for making available transport services to the rural masses, funded by the State Government under the Hon'ble Chief Minister's Special Scheme of Assam Bikash yojana. Further, in order to augment its resource position ASTC has also gone for diversification of its activities under revitalization scheme with approval of the state Government. ASTC introduced Self-Employment Scheme-2001 & -2005, under which private owned buses are allowed to operate on ASTC's routes using ASTC's infrastructure facilities on fare share basis. ASTC has also constructed a good number of commercial complexes inside major stations and has allotted such complexes to educated unemployed youths on monthly rental. licence basis. NRL has constructed two Energy stations in ASTC premises at Jorhat and Nagaon, which are being run and operated by ASTC. NF Railway has also established two PRS counter-one

each at Nagaon and Morigaon which are also being operated by ASTC on commission basis. ASTC has also commercialized its HSD Consumer pumps at several places for selling diesel to the private buses operated under ASTC. One major IOC's Retail outlet located at Betkuchi is operated by ASTC obtaining its dealership.

10. Performance : MOU Rating of SLPE (year wise, if any)

	2009-10	2010-11	2011-12
MOU entered years	Draft MOU has been approved in the 161 <sup>st</sup> Board meeting On 30 <sup>th</sup> November, 2012 and will be implemented for the years 2013-14.		
MOU Rating	-	-	-

11. Status of Accounts :

a. Provisional up to	2011-12
b. Statutory Audit Completed up to	2009-10
c. Statutory Auditor appointed up to	--
d. C&AG / RCS Audited up to	2009-10
e. Adopted in AGM up to	2009-10
f. Date on which AGM was held for the years	31-03-2012
g. Number of Accounts in Arrears	2 years

12. Capital Structure : (Rs. in lakh)

		2009-10	2010-11	2011-12
A	Authorised Capital	-	-	-
B	Paid-up Capital			
	a. Government of Assam	16773	16773	16773
	b. Government of India	-	-	-
	c. Others (specify)	-	-	-
C	Total	16773	16773	16773

13. Financial performance (Rupees in Lakh) :

		2009-10	2010-11	2011-12
A	Status of Accounts			
	i ) Estimated (E)			
	ii ) Provisional (P)	A	P	P
	iii) Audited (A)			
B	Capital Investment	40859	46499	55264
C	Capital Employed	8648	12223	7544
D	State Government Investment	40859	46499	55264
	a. Equity	16773	16773	16773
	b. Term Loan	23086	27726	36168
	c. Subsidy/ Grant			
	i. State	1000	2000	2323
	ii. Centre	--	--	--
	Total	1000	2000	2323

	d.	Guarantees			
		i. Received	--	--	--
		ii. Committed	--	--	--
E	Loan				
	a.	State Govt. Loan	23086	27726	36168
	b.	Institutional Loan	--	--	--
	c.	Banks Loan	--	--	--
	d.	PSU Loan (Name of PSU)	--	--	--
	e.	Co-operatives	--	--	--
		Total	23086	27726	36168
	d. Defaults in loan repayments if any.		--	--	--
F	Waver of dues/ grant		--	--	--
	a	Loan repayment written of	--	--	--
	b	Loans converted into equity	--	--	--
	c	Interest/ penal interest waived	--	--	--
	d	Loans converted into Grant	--	--	--
	e	Total	--	--	--
G	a. Total Turnover		5214	6724	8995
	b. Net Turnover		--	--	--
H	Total Income		5214	6724	8995
I	Total Expenses		7007	8400	10602
J	Total cost of production or total cost of service		--	--	--
K	DIT				
	a.	Depreciation	607	601	615
	b.	Interest	1229	1025	1253
	c.	Taxes	--	--	--
	d.	Total	1836	1626	1868
L	Profit				
	a.	PBIT	(1205)	(612)	(353)
	b.	PBDIT	(598)	(11)	( 262)
	c.	PBDIT to Capital Employed	--	--	0.03
	d.	PBIT to Turnover	--	--	--
	e.	PADIT	(2434)	(1636)	(1607)
	f.	Surplus Generated	-	-	-
M	Accumulated Reserve		--	--	--
N	Reserve and Surplus		--	--	--
O	Accumulated Loss (-)		56976	58613	60220
P	Net worth (NW) (+/-)		(40203)	(41840)	(43447)
Q	Net Profit to Net worth		--	--	--
R	Return on Capital employed		--	--	--
S	Debt-Equity Ratio		--	--	--
T	Gross Margin		(0.34)	(0.25)	(0.18)
U	Dividend paid				
	a	%	--	--	--
	b	Amount	--	--	--
V	Manpower Cost		2809	3390	4805
W	Turnover per employee		2.05	2.98	4.13
X	Internal Resource Generation		--	--	--
Y	Contribution to Exchequer		8	4	--

	Total			
a.	Interest on Govt. loan	--	--	--
b.	Dividend	--	--	--
c.	Excise Duty	--	--	--
d.	Custom duty	--	--	--
e.	Sales Tax	8	4	--
f.	Dividend Tax	--	--	--
g.	Other duties and Taxes	--	--	--

#### 14. Physical performance :

Sl. No.	Parameter	Unit	2009-10	2010-11	2011-12
1	Buses held	Nos.	320	517	600
2	Buses on road	Nos.	256	424	492
3	Average use	Km/bus/day	180	183	185
4	Average Revenue	Rs. per km.	35.96	36.35	41.80
5	Average Expenditure	Rs. /km	48.31	45.40	49.31
6	Road Coverage	kms	NA	NA	NA
7	Average Breakdown	Nos/lakh/km	16.50	15.80	15.00
8	Average Accidents	Per lakh km	0.024	0.026	0.017
9	Scheduled operation	Passenger km in lakh	4350	5550	6450
10	Actually operated	Passenger km in lakh	3625	4810	5590
11	Occupancy ratio	%	84	85	85
12	Effective Km.	Lakh km	145	185	215

#### 15. Employment (Numbers)

Sl.No.		2009-10	2010-11	2011-12
1	Total	2544	2255	2104
	Executive/ Managerial	63	75	93
	Supervisory	99	95	60
	Field personnel/ Others	2382	2085	1951
2	Community wise			
	SC	225	210	208
	ST	95	89	87
	OBC	602	585	580
	Minority	310	298	289
	Disabled	10	10	9
	Women	80	72	69

#### 16. Remedial action taken/ proposed to be taken on the following issues flagged by the CAG Report (for the year ended 31<sup>st</sup> March 2012)

- No. of outstanding Inspection Report (IRs) and paragraphs : NIL
- Paragraphs/ reviews for which explanatory notes were not received by the AG :NIL
- Paras involving deficiencies : NIL
- Paras involving recovery of money : NIL
- Compliance/ Non- Compliance to Accounting standards: Prior period adjustment to be adjusted against current years Profit and Loss account and not against Profit and Loss Appropriation Account.
- Internal Control & Internal Audit Systems: Internal Control and Internal Audit System needs to be further strengthened.



- vii. Status of SAR: SAR's upto 2009-10 placed in the State Legislative Assembly.
- viii No. of paras discussed by and pending at Committee on Public Undertakings (COPU) : All the paras included in the CAG Report (Commercial for the year 31-03-2011 were discussed in COPU.

17. Major constraints :

Sl. No.	Major constraints	Action plan
1.	In- adequate Non Plan Support Keeping in view the rising costs of inputs, plying of buses on un-economic routes on social consideration and un-economic fare structure.	Moved the Government for increase of the Non plan support from the present level of Rs. 2323.00 lakh p.a. to Rs. 3600.00 lakh p.a.
2.	Stiff competition from Railways as they have introduced a number of local trains	Priority is being given for plying buses on those routes which are not well connected by railways.

18. Action taken for :

- i Improving performance : Fleet strength has increased due to procurement of new buses . Emphasis is being given to mobilize revenue from non-traffic sources viz. un-used landed space utilized for construction of market complex, stalls, advertisement, commercialization of HSD consumer Pumps, etc.
- ii Revitalisation through implementation of VRS: VRS – phase II was implemented during 2009-10 & 2010-11, which covered 407 employees.
- iii Disinvestment etc: None
- iv Preparation of long term plan: It is expected that be the end of the 12<sup>th</sup> Five year Plan period the fleet strength will reach the 2000 mark.

- v Updating of accounts: Chartered Accountants have been appointed to compile and up-date the Final accounts.

Reporting Date : 08.12.2012

## 5. Assam Urban Water Supply and Sewerage Board

65

### 1. Nature and incorporation :

- a. Nature of SLPE : Statutory Corporation
- b. Date of incorporation : 11.05.1988
- c. Act under which incorporated : The Assam Urban Water Supply and Sewerage Board Act, 1985 (Assam Act. II of 1987) (Received the assent of the President of India on 25<sup>th</sup> Dec. 1986)

### 2. Administrative Department : Urban Development Department, Govt. of Assam

### 3. Address of the SLPE Head Office : Amritpur Path, Ganeshguri, Guwahati-6. ( Including Telephone/ Fax/ e-mail Ph: 0361-2232515 (O), email:auwb@reddiffmail.com, Fax. 0361-2232532 and website, if any) Gram:URBAN WATER.

### 4. Classification, category and operational status :

Division (As per GOI)	Major Sector area (Based on CAG & GOI classification)	Specific area of SLPE	Current status
Services	Infrastructure	Water supply & sewerage	Performance improving

### 5. Present CMD/ MD/ CEO/ Name, contact phone, mobile, fax and official e-mail :Shri Sanat Kalita, ACS, Managing Director Ph: 0361-2232532 (O) 0361-2232515(O)Mobile No 9435085565

### 6. A. Composition of the Board as on 24<sup>th</sup> February, 2012.

Designation	Name	Official Designation/ Member eligible	Tenure	Date on which any member is retiring this year	Contact numbers
Chairman	Mrs. Ajanta Neog	Minister UDD Deptt.	-	-	-
Director	-	Commissioner & Secy. UDD Deptt.	-	-	-
Director	-	Commissioner & Secy. Finance Deptt.	-	-	-
Director	-	Commissioner & Secy. GMC	-	-	-
Director	-	Director, M.A, Assam	-	-	-
Director	-	Director, T &C.P. Assam	-	-	-
Director	-	C.E, (P.W.D.) (R)	-	-	-
Director	-	C.E, PHE, Assam	-	-	-
Director	Dr. Ajit Baruah	Chairman, Golaghat M.B	-	-	-
Director	Ram A.P. Singh	Chairman, Dhing M.B	-	-	-
Director	P.K. Bora	Chairman, Jorhat M.B	-	-	-
Director	Santa Kalita	Managing Director, AUWSSB	-	-	-

Sl. No.	Sub-committee	Mandate	Composition/ Members	Remarks
	NIL	NIL	NIL	NIL

## 7. The number of Board meetings and AGM held (year wise, for last three years)

	2009-10	2010-11	2011-12
No of Board Meetings	1	3	--
AGM	--	1	--

## 8. Mandate/ Mission of the SLPE

Sl. No.	Main Mandate/ Objectives/ Purpose of SLPE	Present operational status	Extent of achievement of the said mandate in % or in quantitative description
	1) Supply safe drinking water to the inhabitants of urban areas of the state to prevent from water borne diseases.	Out of 88 nos urban local bodies 58 nos of water supply schemes have been executed in 50 townships. 26 schemes are in operation for maintenance to supply water.	56.82% of urban areas are covered by water supply scheme of the Board.

## 9. Strategy and Business Plan adopted for realisation of goals as stated in the vision statement and objectives set: NA

## 10. Performance : MOU Rating of SLPE (year wise, if any)

	2009-10	2010-11	2011-12
MOU entered years	NIL	NIL	NIL
MOU Rating	NIL	NIL	NIL

## 11. Status of Accounts :

a. Provisional up to	2011-2012
b. Statutory Audit Completed up to	2010-2011
c. Statutory Auditor appointed up to	2011-12
d. C&AG / RCS Audited up to	2010-2011
e. Adopted in AGM up to	2009-2010
f. Date on which AGM was held for the years	19-02-2011
g. Number of Accounts in Arrears	Nil

## 12. Capital Structure : (Rs. in lakh)

		2009-10	2010-11	2011-12
A	Authorised Capital	Nil	--	--
B	Paid-up Capital	Nil	--	--
	a. Government of Assam	Nil	--	--
	b. Government of India	Nil	--	--
	c. Others (specify)	Nil	Nil	Nil
C	Total	Nil	Nil	Nil

## 13. A. Financial performance (Rupees in Lakh) :

67

		2009-10	2010-11	2011-12
A	Status of Accounts			
	i ) Estimated (E)	A	A	P
	ii ) Provisional (P)			
	iii) Audited (A)			
B	Capital Investment	3003	3076	3322
C	Capital Employed	2392	2681	2732
D	State Government Investment	3003	3076	3322
	a. Equity	--	--	--
	b. Term Loan	3003	3076	3322
	c. Subsidy/ Grant	--	--	--
	i. State	--	--	--
	ii. Centre	--	--	--
	Total	--	--	--
	d. Guarantees	--	--	--
	i. Received	--	--	--
	ii. Committed	--	--	--
E	Loan		--	--
	a. State Govt. Loan	3003	3076	3322
	b. Institutional Loan	--	--	--
	c. Banks Loan	--	--	--
	d. PSU Loan (Name of PSU)	--	--	--
	e. Co-operatives	--	--	--
	Total	--	--	--
	d. Defaults in loan repayments if any.		--	--
F	Waver of dues/ grant			
	a Loan repayment written of	--	--	--
	b Loans converted into equity	--	--	--
	c Interest/ penal interest waived	--	--	--
	d Loans converted into Grant	--	--	--
	e Total			
G	a. Total Turnover	109	122	117
	b. Net Turnover	109	122	117
H	Total Income	109	122	117
I	Total Expenses	103	119	112
J	Total cost of production or total cost of service	--	--	--
K	DIT			
	a. Depreciation	0.19	0.27	0.20
	b. Interest	--	--	--
	c. Taxes	--	--	--
	d. Total	0.19	0.27	0.20
L	Profit			
	a. PBIT	6	3	5
	b. PBDIT	7	3	5
	c. PBDIT to Capital Employed	0.002	0.001	0.001
	d. PBIT to Turnover	0.06	0.02	0.04
	e. PADIT	6	3	5
	f. Surplus Generated	6	3	5

M	Accumulated Reserve	--	--	--
N	Reserve and Surplus	--	--	--
O	Accumulated Loss (-)	51	49	44
P	Net worth (NW) (+/-)	2952	3027	3278
Q	Net Profit to Net worth	NIL	NIL	NIL
R	Return on Capital employed	NIL	NIL	NIL
S	Debt-Equity Ratio	NIL	NIL	NIL
T	Gross Margin	0.06	0.02	0.04
U	Dividend paid			
	a %	--	--	--
	b Amount	--	--	--
V	Manpower Cost	10	11	13
W	Turnover per employee	0.96	0.92	0.90
X	Internal Resource Generation	--	--	--
Y	Contribution to Exchequer Total			
	a. Interest on Govt. loan	--	--	--
	b. Dividend	--	--	--
	c. Excise Duty	--	--	--
	d. Custom duty	--	--	--
	e. Sales Tax	--	--	--
	f. Dividend Tax	--	--	--
	g. Other duties and Taxes	--	--	--

#### 14. Physical performance :

Sl. No.	No. of Scheme Commissioned under the Board	Unit	2009-10	2010-11	2011-12
1	Schemes Under State Plan	Nos	1	--	--
2	Schemes Under AUWSP	Nos	2	3	2
3	Schemes Under NLCPR	Nos	-	-	-
4	Schemes Under UIDSSMT	Nos	-	-	-
5	Schemes Under ACA/SPA	Nos	-	-	-
B	No. of Scheme ongoing under the Board as on 30-11-2012				
1	Schemes Under State Plan	Nos	9		
2	Schemes Under AUWSP	Nos	7		
3	Schemes Under NLCPR	Nos	9		
4	Schemes Under UIDSSMT	Nos	2		
5	Schemes Under ACA/SPA	Nos	5		

## 15. Employment (Numbers)

Sl.No.		2009-10	2010-11	2011-12
1	Total	113	131	130
	Executive/ Managerial	14	14	14
	Supervisory	45	31	31
	Field personnel/ Others	54	86	85
2	Community wise			
	SC	24	15	15
	ST	16	8	8
	OBC	52	22	22
	Minority	19	13	13
	Disabled	1	1	1
	Women	12	11	11

16. Remedial action taken/ proposed to be taken on the following issues flagged by the CAG Report (for the year ended 31<sup>st</sup> March 2011)

- i. No. of outstanding Inspection Report (IRs) and paragraphs: NA
- ii. Paragraphs/ reviews for which explanatory notes were not received by the AG: NA
- iii. Paras involving deficiencies: NA
- iv. Paras involving recovery of money: NA
- v. Compliance/ Non- Compliance to Accounting standards: NA
- vi. Internal Control & Internal Audit Systems: NA
- vii. Status of SAR: NA
- viii. No. of paras discussed by and pending at Committee on Public Undertakings (COPU) : NA
- ix. On CAG Recommendations / suggestions: NA

## 17. Major constraints :

Sl. No.	Major constraints	Action plan
1.	Delay in allotment of Govt. land.	Effort is on to store the bottleneck by taking it up with appropriate Authorities.
2.	Delay in permission for road cutting from concerned authorities to lay distribution pipe network.	
3	Delay in providing Project Authority Certificate from District Authorities	
4	Inhabitant of some of the urban areas are not availing water supply due to socio economic conditions.	Effort is on the educate the people about use of treated water and prevent from water bone disease.
5	Difference of water tariff between local body and tariff of the Board resulted in lesser no. of people are interested in availing Board service.	Proposal will be placed to Govt. for nationalizing the tariff for the whole the urban areas of State to Urban Development Department.



18. Action taken for :

- i Improving performance : Generally different training care participated by the Board's Employees to improve their skill.
- ii Revitalisation through implementation of VRS : No yet implemented.
- iii Disinvestment etc : Not considered.
- iv Preparation of long term plan : Under preparation.
- v Updating of accounts : Up dated regularly by the Board.

Reporting Date : 31-12-2012.

1. Nature and incorporation :

- a. Nature of SLPE : Government Company  
 b. Date of incorporation : 16.12.1959  
 c. Act under which incorporated : Companies Act 1956

2. Administrative Department : Handloom Textile & Sericulture Department  
 Govt of Assam

3. Address of the SLPE Head Office : Assam Govt. Marketing Corporation Ltd.  
 ( Including Telephone/ Fax/ e-mail : G.N.B. Road, Ambari, Guwahati-1 Telephone No.  
 and website, if any) 0361-2631888. Fax No. 0361-2631888. Email:  
[agmcmd@yahoo.co.in](mailto:agmcmd@yahoo.co.in)

4. Classification, category and operational status :

Division (As per GOI)	Major Sector area (Based on CAG & GOI classification)	Specific area of SLPE	Current status
Services	Trading & Warehousing	--	Performance improving

5. Present CMD/ MD/ CEO/ Name, contact phone, mobile, fax and official e-mail : Mrs.  
 Indrani Das Borgohain, ACS (M) 9435118041 (O) 0361-2631888 Email:  
[agmcmd@yahoo.co.in](mailto:agmcmd@yahoo.co.in)

6. A. Composition of the Board as on 1<sup>st</sup> November, 2012 :

Designation	Name	Official Designation/ Member eligible	Tenure	Date on which any member is retiring this year	Contact numbers
Chairman	Shri Kamal Goswami, ACS	Secretary, Handloom Textile & Sericulture	--	--	--
Director	Shri Santanu Thakur, ACS	Director Industry & Commerce.	--	--	--
Director	Shri Sanjeeb Kr. Gogoi, ACS	Director, Handloom Textile & Sericulture	--	--	--
Director	Shri S. D. khan	Director RD NER Dev. Commissioner, (Handicraft) Director	--	--	--
Director	Shri Jiten Saikia	Finance (ECJ) Deptt	--	--	--
Director	Shri Hemanta Kr. Barman	--	--	--	--
Director	Shri Jayashree Bujarbarua	--	--	--	--
Director	Shri Jasim Raja	--	--	--	--
Member Secy.	Shri Indrani Das Borgohain, ACS	Managing Director AGMC Ltd.	--	--	--
Director	Shri P.K. Das	Adviser Finance Public Enterprises	--	--	--

## B. Various sub-committees constituted by the Board of Directors for different activities.

Sl. No.	Sub-committee	Mandate	Composition/ Members	Remarks
	Nil	Nil	Nil	Nil

## 7. The number of Board meetings and AGM held (year wise, for last three years)

	2009-10	2010-11	2011-12
No of Board Meetings	2	2	2
AGM	1	1	1

## 8. Mandate/ Mission of the SLPE

Sl. No.	Main Mandate/ Objectives/ Purpose of SLPE	Present operational status	Extent of achievement of the said mandate in % or in quantitative description
	The Corporation aims at creating self reliance, generating employment, uplifting rural economy and developing a strong community spirit in rural areas. The AGMC is responsible for projecting the rich, diversified cultural scenario of Assam to the world in an organised platform.	The Corporation deals with supply business to different Govt./ Semi Govt. Organisations charging 2% nominal service charge.	The Corporation has expected to achieve almost 100% achievement in the said Mandate with Financial and Promotional Aid from the Govt.

## 9. Strategy and Business Plan adopted for realisation of goals as stated in the vision statement and objectives set.

The AGMC Ltd. has prepared Plan for revitalisation of Emporias and promoting sales and marketing of Handloom and Handicraft items and increase supply turnover through Govt. sponsored business. The Corporation is expected to achieve the status of a profit making organisation under the Handloom, Textile & Sericulture Department to the Govt. of Assam.

## 10. Performance : MOU Rating of SLPE (year wise, if any)

	2009-10	2010-11	2011-12
MOU entered years	NIL	NIL	NIL
MOU Rating	NIL	NIL	NIL

## 11. Status of Accounts :

a. Provisional up to	2011-12
b. Statutory Audit Completed up to	1989-90
c. Statutory Auditor appointed up to	2009-10
d. C&AG / RCS Audited up to	1989-90
e. Adopted in AGM up to	1986-87
f. Date on which AGM was held for the years	29-09-2012
g. Number of Accounts in Arrears	22 years

		2009-10	2010-11	2011-12
A	Authorised Capital	500	500	500
B	Paid-up Capital			
	a. Government of Assam	215	215	215
	b. Government of India	134	134	134
	c. Others (specify)			
C	Total	349	349	349

## 13. Financial performance (Rupees in Lakh) :

		2009-10	2010-11	2011-12
A	Status of Accounts			
	i ) Estimated (E) ii ) Provisional (P) iii) Audited (A)	P	P	P
B	Capital Investment	625	625	625
C	Capital Employed	655	659	659
D	State Government Investment	215	215	215
	a. Equity	215	215	215
	b. Term Loan	Nil	Nil	Nil
	c. Subsidy/ Grant	Nil	Nil	Nil
	i. State	Nil	Nil	Nil
	ii. Centre	Nil	Nil	Nil
	Total	Nil	Nil	Nil
	d. Guarantees	Nil	Nil	Nil
	i. Received	Nil	Nil	Nil
	ii. Committed	Nil	Nil	Nil
E	Loan		Nil	Nil
	a. State Govt. Loan	Nil	Nil	Nil
	b. Institutional Loan	Nil	Nil	Nil
	c. Banks Loan	Nil	Nil	Nil
	d. PSU Loan (Name of PSU)	Nil	Nil	Nil
	e. Co-operatives	Nil	Nil	Nil
	Total	Nil	Nil	Nil
	d. Defaults in loan repayments if any.	Nil	Nil	Nil
F	Waver of dues/ grant	Nil	Nil	Nil
	a Loan repayment written of	Nil	Nil	Nil
	b Loans converted into equity	Nil	Nil	Nil
	c Interest/ penal interest waived	Nil	Nil	Nil
	d Loans converted into Grant	Nil	Nil	Nil
	e Total	Nil	Nil	Nil
G	a. Total Turnover	17069	21738	9802
	b. Net Turnover	16942	21613	9618
H	Total Income	17088	21745	9760
I	Total Expenses	16794	21386	9635
J	Total cost of production or total cost of service	16566	20659	9153

K	DIT			
	a. Depreciation	2	3	3
	b. Interest	-	-	-
	c. Taxes	-	-	-
	d. Total	2	3	3
L	Profit			
	a. PBIT	295	361	127
	b. PBDIT	297	364	130
	c. PBDIT to Capital Employed	0.45	0.55	0.20
	d. PBIT to Turnover	0.02	0.02	0.01
	e. PADIT	295	361	127
	f. Surplus Generated	Nil	Nil	Nil
M	Accumulated Reserve	--	--	--
N	Reserve and Surplus	276	276	276
O	Accumulated Loss (-)	--	--	--
P	Net worth (NW) (+/-)	625	625	625
Q	Net Profit to Net worth	--	--	--
R	Return on Capital employed	--	--	--
S	Debt-Equity Ratio	--	--	--
T	Gross Margin	--	--	--
U	Dividend paid	Nil	Nil	Nil
	a %	Nil	Nil	Nil
	b Amount	Nil	Nil	Nil
V	Manpower Cost	NA	NA	NA
W	Turnover per employee	--	--	--
X	Internal Resource Generation	--	--	--
Y	Contribution to Exchequer Total	Nil	Nil	Nil
	a. Nil	Nil	Nil	Nil
	b. Dividend	Nil	Nil	Nil
	c. Excise Duty	Nil	Nil	Nil
	d. Custom duty	Nil	Nil	Nil
	e. Sales Tax	NA	NA	NA
	f. Dividend Tax	Nil	Nil	Nil
	g. Other duties and Taxes	NA	NA	NA

## 14. Physical performance:

Sl. No.	Parameter	Unit	2009-10	2010-11	2011-12
	Emporia	No	8	8	8
	Production Centre	No	2	2	2

## 15. Employment (Numbers)

Sl.No.		2009-10	2010-11	2011-12
1	Total	92	90	88
	Executive/ Managerial	8	8	7
	Supervisory	14	12	12
	Field personnel/ Others	70	70	69
2	Community wise			
	SC	7	7	5
	ST	5	5	5

	OBC	16	16	16
	Minority	--	--	--
	Disabled	2	2	2
	Women	15	14	13

75

16. Remedial action taken/ proposed to be taken on the following issues flagged by the CAG Report (for the year ended 31<sup>st</sup> March 2011)

- i. No. of outstanding Inspection Report (IRs) and paragraphs : NA
- ii. Paragraphs/ reviews for which explanatory notes were not received by the AG :NA
- iii. Paras involving deficiencies : NA
- iv. Paras involving recovery of money : NA
- v. Compliance / Non Compliance to accounting standards: Submitted Para Wise replies for the year 31<sup>st</sup> March, 2012.
- vi. Internal Control & Internal Audit Systems : Available.
- vii. Status of SAR : Submitted upto 1989-90
- viii. No. of paras discussed by and pending at Committee on Public Undertakings (COPU) : Yet to be discussed by the committee of Public undertakings.
- ix. On CAG Recommendations / suggestions : Yet to be discussed.

17. Major constraints :

Sl. No.	Major constraints	Action plan
	There has been no budgetary provision from the Government since inception of the Corporation in 1959. Assam Government Marketing Corporation Ltd. is purely a commercial organisation earning its livelihood through generating business on its own without a budgetary support from the Government for payment of salaries etc.	--
	The Corporation's expectation to turn itself in to a profit making organization under the Handloom Textiles and Sericulture Department has been badly affected due to the shortfall of share capital of Rs. 151.18 lakh yet to be paid by the Government of Assam out of the total share capital Rs. 500.00 lakhs -- (Rs. 348.82 lakhs).	

18. Action taken for :

- i) Improving performance & ii) Revitalisation through implementation of VRS :

AGMC Ltd. has prepared a revitalization Plan for improving performance of the Corporation through financial engineering, implementing VRS scheme etc to withstand its financial crisis, priority also has been given on achievement and supply Turn over through Government sponsored business. Besides above, AGMC Ltd. is contemplating to open more business sectors in future covering unorganized weavers and artisans.

- iii) Disinvestment etc. and iv) Preparation of long term plan:

The Corporation envisages investment for procurement of various products i.e. Muga, pat , Endi & cotton product from the skilled weavers across the State.

In addition to Handloom products, the Corporation is procuring various Handicraft products, Brass and Bell materials etc from the poor skilled artisans from different Districts of Assam to provide market support/Assistance to boost upon production and sale of Handicraft items.

- v Updating of accounts: The Corporation has prepared provisional Accounts for the year 2011-12 on priority basis. Statutory Audit is completed up to 1989-90 and step has been taken for updating the arrear Accounts.

Reporting Date : 15.03.2013



## 7. Assam State Warehousing Corporation.

### 1. Nature and incorporation :

- a. Nature of SLPE : Statutory Corporation  
 b. Date of incorporation : 12-8-1958  
 c. Act under which incorporated : Warehousing Act, 1962 (58 of 1962)

### 2. Administrative Department : Co-operation Department, Govt. of Assam

### 3. Address of the SLPE Head Office : ‘Pannyagar Bhaban’, Amarawati Path, Christian (Including Telephone/ Fax/ e-mail Basti, Guwahati-781005, 0361-2345252, and website, if any) [financc.aswc@rediffmail.com](mailto:financc.aswc@rediffmail.com).

### 4. Classification, category and operational status:

Division (As per GOI)	Major Sector area (Based on CAG & GOI classification)	Specific area of SLPE	Current status
Services	Trading & Warehousing	Trading & Warehousing	Performance improving

### 5. Present CMD/ MD/ CEO/ Name, contact phone, mobile, fax and official e-mail : Shri P.C. Bhagawati, 98640-21598 (M)

### 6. A. Composition of the Board as on 18.03.2013

Designation	Name	Official Designation/ Member eligible	Tenure	Date on which any member is retiring this year	Contact numbers
Chairman	Shri Rihon Daimari	MLA	--	--	--
Director	--	Principal Secretary , Co- operation Department, GOA	--	--	--
Director	--	Principal Secretary , Finance Department, GOA	--	--	--
Director	--	Principal Secretary , Food & Civil Supplies & Consumer Affairs Department, GOA	--	--	--
Director	Shri T.C.Saharia	Adviser (Production), Public Enterprises Department, GOA	--	--	--
Director	Shri Amit Mehta	Director, FCI, GOI	--	--	--
Director	Shri I.C.Chadda	GM(Technical), CWC, New Delhi	--	--	--
Director	Smti S. Sengupta, IAS (Retd.)	--	--	--	--
Director	--	DGM (Rural Business), SBI Local Head Office Dispur.	--	--	--
Director	Smti E. S. Brisohbar, IAS (Retd.)	Regional Manager, CWC, Sarumataria, Ghy-6	--	--	--
Director	Shri P.C. Bhagawati	MD, ASWC.	--	--	--

6. B. Various sub-committees constituted by the Board of Directors for different activities.

78

Sl. No.	Sub-committee	Mandate	Composition/ Members	Remarks
	Executive Committee	--	5	

7. The number of Board meetings and AGM held (year wise, for last three years)

	2009-10	2010-11	2011-12
No of Board Meetings	2	Nil	3
AGM	1	1	1

8. Mandate/ Mission of the SLPE

Sl. No.	Main Mandate/ Objectives/ Purpose of SLPE	Present operational status	Extent of achievement of the said mandate in % or in quantitative description
	Warehousing & Storage	In operation	--

9. Strategy and Business Plan adopted for realisation of goals as stated in the vision statement and objectives set.: Creation of more scientific storage space, cold storage to earn more revenue for better survival of the corporation and minimise the national loss of agriculture produce in the country.

10. Performance : MOU Rating of SLPE (year wise, if any)

	2009-10	2010-11	2011-12
MOU entered years	--	--	--
MOU Rating	--	--	--

11. Status of Accounts :

a. Provisional up to	2011-12
b. Statutory Audit Completed up to	2007-08
c. Statutory Auditor appointed up to	2011-12
d. C&AG / RCS Audited up to	2007-08
e. Adopted in AGM up to	2007-08
f. Date on which AGM was held for the years : 2007-08	28.2.2013
g. Number of Accounts in Arrears	4

12. Capital Structure: (Rs. in lakh)

		2009-10	2010-11	2011-12
A	Authorised Capital	1600	1600	1600
B	Paid-up Capital			
	a. Government of Assam	767	800	800
	b. Government of India	547	547	547
	c. Others (specify)	--	--	--
C	Total	1314	1347	1347

13. Financial performance (Rupees in Lakh) :

		2009-10	2010-11	2011-12
A	Status of Accounts			
	i ) Estimated (E)			
	ii ) Provisional (P)	P	P	P
	iii) Audited (A)			
B	Capital Investment	2586	2674	2728
C	Capital Employed	2256	2373	2521

D	State Government Investment		1349	1376	1371
--	a.	Equity	767	800	800
	b.	Term Loan	240	234	229
	c.	Subsidy/ Grant			
		i. State	--	--	--
		ii. Centre	--	--	--
		Total	342	342	342
	d.	Guarantees	--	--	--
		i. Received	--	--	--
		ii. Committed	--	--	--
E	Loan				
	a.	State Govt. Loan	240	234	229
	b.	Institutional Loan	--	--	--
	c.	Banks Loan	--	--	--
	d.	PSU Loan (Name of PSU)	--	--	--
	e.	Co-operatives	--	--	--
		Total	240	234	229
	d. Defaults in loan repayments if any.		--	--	--
F	Waver of dues/ grant				
	a	Loan repayment written of	--	--	--
	b	Loans converted into equity	--	--	--
	c	Interest/ penal interest waived	--	--	--
	d	Loans converted into Grant	--	--	--
	e	Total	--	--	--
G	a. Total Turnover		684	884	1035
	b. Net Turnover		684	884	1035
H	Total Income		684	884	1035
I	Total Expenses		848	895	978
J	Total cost of production or total cost of service				
K	DIT				
	a.	Depreciation	60	64	60
	b.	Interest	--	--	--
	c.	Taxes	--	--	--
	d.	Total	60	64	60
L	Profit				
	a.	PBIT	(164)	(12)	56
	b.	PBDIT	(104)	52	116
	c.	PBDIT to Capital Employed	--	--	0.05
	d.	PBIT to Turnover	--	--	0.11
	e.	PADIT	(164)	(12)	56
	f.	Surplus Generated	--	--	--
M	Accumulated Reserve		1334	1302	1365
N	Reserve and Surplus		--	--	--
O	Accumulated Loss (-)		1239	1254	1204
P	Net worth (NW) (+/-)		1409	1395	1508
Q	Net Profit to Net worth		--	--	0.03
R	Return on Capital employed		--	--	--
S	Debt-Equity Ratio		--	--	--
T	Gross Margin		--	--	--
U	Dividend paid				
	a	%	--	--	--

	b	Amount	--	--	--
V		Manpower Cost	506	539	613
W		Turnover per employee	1.50	1.98	2.40
X		Internal Resource Generation	--	--	--
Y		Contribution to Exchequer Total			
	a.	Interest on Govt. loan	--	--	--
	b.	Dividend	--	--	--
	c.	Excise Duty	--	--	--
	d.	Custom duty	--	--	--
	e.	Sales Tax	--	--	--
	f.	Dividend Tax	--	--	--
	g.	Other duties and Taxes	--	--	--

14. Physical performance :

Sl. No.	Parameter	Unit	2009-10	2010-11	2011-12
1.	Warehousing Centre	No.	44	44	43

15. Employment (Numbers)

Sl.No.		2009-10	2010-11	2011-12
1	Total	457	446	435
	Executive/ Managerial	6	6	10
	Supervisory	70	68	67
	Field personnel/ Others	381	372	358
2	Community wise			
	SC	20	16	18
	ST	29	30	29
	OBC	65	67	69
	Minority	22	27	43
	Disabled	--	--	--
	Women	62	58	70

16. Remedial action taken/ proposed to be taken on the following issues flagged by the CAG Report (for the year ended 31<sup>st</sup> March 2012)

- i. No. of outstanding Inspection Report (IRs) and paragraphs : Nil
- ii. Paragraphs/ reviews for which explanatory notes were not received by the AG : Nil
- iii. Paras involving deficiencies : Nil
- iv. Paras involving recovery of money : Nil
- v. Compliance/ Non- Compliance to Accounting standards : Complied.
- vi. Internal Control & Internal Audit Systems: Constituted in 2010-11
- vii. Status of SAR: up to 2007-08
- viii. No. of paras discussed by and pending at Committee on Public Undertakings (COPU) : Nil
- ix. On CAG Recommendations / suggestions : Delay in releasing funds.

17. Major constraints :

Sl. No.	Major constraints	Action plan
1.	Dilapidated condition of the godown. Yards, approach Road etc.	Proposal send to Govt. for financial help
2.	Shortage of storage space in high demand area	
3.	Construction of Private go-down	

- i Improving performance: Creation of storage space including cold storage at 4 places in the state.
- ii Revitalisation through implementation of VRS : Proposal turndown by the Govt.
- iii Disinvestment etc. : Nil
- iv Preparation of long term plan : For construction and improvement of the godown, proposal send to the Govt.
- v Updating of accounts : (1) Accounts finalised upto 20110-12 and approved by BOD.  
(2) 2007-08 AGM hold on 28-2-2013.

Reporting Date : 13-3-2013.

## 1. Nature and incorporation :

- a. Nature of SLPE : Government Company  
 b. Date of incorporation : 31.03.1962  
 c. Act under which incorporated : Companies Act, 1956

## 2. Administrative Department : Industries &amp; Commerce Department, Govt. of Assam

3. Address of the SLPE Head Office : Assam Gas Company Ltd. Campus, P.O. Duliajan  
 ( Including Telephone/ Fax/ e-mail Dist. : Dibrugarh, Pin : 786602, Tel.No.0374-  
 and website, if any) 2800556, Fax : 0374-2800557, Website :  
 www.assamgas.org ,  
 Liaison Office : Adams Plaza : Ghristian Basti ,  
 G.S.Road: Guwahati 781005

## 4. Classification, category and operational status :

Division (As per GOI)	Major Sector area (Based on CAG & GOI classification)	Specific area of SLPE	Current status
Services	Others	Transportation of Natural Gas through pipeline	Performing well

## 5. Present CMD/ MD/ CEO/ Name, contact phone, mobile, fax and official e-mail :

Sri Bhupen Borpatragohain, No.0374-2800558, Mb.No. 9435038143, Fax: 0374-2800557 ,  
 Email ID: [bbgoahin@assamgas.org](mailto:bbgoahin@assamgas.org) .

6. A. Composition of the Board as on 19<sup>th</sup> December, 2012 :

Designation	Name	Official Designation/ Member eligible	Tenure	Date on which any member is retiring this year	Contact numbers
Chairperson	Smt.Amiya Gogoi	MLA	Govt. nominee	--	9435047965
Member	Sri R.T.Jindal	Principal Secretary, Industries & commerce Department, GOA	Govt. nominee	--	9435550077
Member	Sri Bhupen Borpatragohain	MD, AGCL	AGCL nominee	--	9435038143
Member	Sri Paban Kr. Borthakur	Commissioner & Secretary, Finance Department, GOA	Govt. nominee	--	9435548764
Member	Sri Tarun Ch. Saharia	Adviser (Production), PE Deptt.	Govt. nominee	--	9706237303
Member	Sri Masood Khan	Entrepreneur	Govt. nominee	--	9435030557
Member	Sri Gautam Baruah Nangia	Entrepreneur	Govt. nominee	--	9435138218

Member	Sri Deven Singh	Industrialist	Govt. nominee	--	9435135204
Member	Sri Dilip Kr. Sarma	Human Resource Consultant	Govt. nominee	--	9435190819
Member	Sri Abhijit Majumdar	Representative of print media	Govt. nominee	--	9854093370
Member	Sri Amitabh Barooa	IT, Consultant	Govt. nominee	--	9435048010

6.B. Various sub-committees constituted by the Board of Directors for different activities.

Sl. No.	Sub-committee	Mandate	Composition/ Members	Remarks
--	--	--	--	--

7. The number of Board meetings and AGM held (year wise, for last three years)

	2009-10	2010-11	2011-12
No of Board Meetings	4	4	4
AGM	1	1	1

8. Mandate/ Mission of the SLPE

Sl. No.	Main Mandate/ Objectives/ Purpose of SLPE	Present operational status	Extent of achievement of the said mandate in % or in quantitative description
1.	Productive utilisation, transmission & distribution of natural gas to help economic development of the region.	Nearly all available gas from OIL and ONGC is being marketed, transported and distributed by AGCL.	Approximately 78% of Gas of OIL is transmitted and distributed through AGCL,

9. Strategy and Business Plan adopted for realisation of goals as stated in the vision statement and objectives set.

Leverage the strengths of the company, procure gas from available sources in the region & beyond and satisfy customer demand. At the same time expand the consumer based within the area of operation as well as extend the area of operation to cover more areas within the state.

The company will endeavour to add value to the products by marketing products such as CNG and generation of electric power.

10. Performance : MOU Rating of SLPE (year wise, if any)

	2009-10	2010-11	2011-12
MOU entered years	--	--	--
MOU Rating	--	--	--

11. Status of Accounts :

a. Provisional up to	--		
b. Statutory Audit Completed up to	2011-12		
c. Statutory Auditor appointed up to	2012-13		
d. C&AG / RCS Audited up to	2011-12		
e. Adopted in AGM up to	2011-12		
f. Date on which AGM was held for the years	2009-10	2010-11	2011-12
	27.09.10	27.09.11	29.9.2012
g. Number of Accounts in Arrears	Nil		



## 12.Capital Structure : (Rs. in lakh)

		2009-10	2010-11	2011-12
A	Authorised Capital	2000	2000	2000
B	Paid-up Capital			
	a. Government of Assam	1691	1691	1691
	b. Government of India	--	--	--
	c. Others (specify)	--	--	--
C	Total	1691	1691	1691

## 13. A. Financial performance (Rupees in Lakh) :

		2009-10	2010-11	2011-12
A	Status of Accounts			
	i ) Estimated (E) ii ) Provisional (P) iii) Audited (A)	A	A	A
B	Capital Investment	4128	3697	3174
C	Capital Employed	17196	20344	24258
D	State Government Investment	1691	1691	1691
	a. Equity	1691	1691	1691
	b. Term Loan	--	--	--
	c. Subsidy/ Grant	--	--	--
	i. State	--	--	--
	ii. Centre	--	--	--
	Total	--	--	--
	d. Guarantees	--	--	--
	i. Received	--	--	--
	ii. Committed	--	--	--
E	Loan			
	a. State Govt. Loan	--	--	--
	b. Institutional Loan	--	--	--
	c. Banks Loan	2437	2006	1483
	d. PSU Loan (Name of PSU)	--	--	--
	e. Co-operatives	--	--	--
	f. Defaults in loan repayments if any.	--	--	--
F	Waver of dues/ grant			
	a Loan repayment written of	--	--	--
	b Loans converted into equity	--	--	--
	c Interest/ penal interest waived	--	--	--
	d Loans converted into Grant	--	--	--
	e Total	--	--	--
G	a. Total Turnover	18215	22433	23992
	b. Net Turnover	18215	22433	23992
H	Total Income	18215	22433	23992
I	Total Expenses	9471	12329	14422
J	Total cost of production or total cost of service	7777	10337	11775

K	DIT			
	a. Depreciation	1522	1295	1141
	b. Interest	160	207	178
	c. Taxes	2414	2751	2448
	d. Total	4096	4253	3767
L	Profit			
	a. PBIT	6931	8206	7583
	b. PBDIT	8453	9501	8724
	c. PBDIT to Capital Employed	0.49	0.47	0.36
	d. PBIT to Turnover	0.38	0.37	0.32
	e. PADIT	4357	5248	4957
	f. Surplus Generated	4601	5179	4977
M	Accumulated Reserve	120	119	117
N	Reserve and Surplus	18521	23575	28402
O	Accumulated Loss (-)	--	--	--
P	Net worth (NW) (+/-)	20064	25145	29975
Q	Net Profit to Net worth	0.22	0.21	0.17
R	Return on Capital employed	0.26	0.26	0.21
S	Debt-Equity Ratio	0.12	0.08	0.05
T	Gross Margin	0.57	0.54	0.51
U	Dividend paid			
	a %	7.5	7.5	7.5
	b Amount	127	127	127
V	Manpower Cost	1597	2172	3793
W	Turnover per employee	53	62	66
X	Internal Resource Generation	4403	5179	4977
Y	Contribution to Exchequer Total	2124	2258	2320
	a. Interest on Govt. loan	--	--	--
	b. Dividend	127	127	127
	c. Excise Duty	939	1015	1060
	d. Custom duty	--	--	--
	e. Sales Tax	1034	1089	1106
	f. Dividend Tax	21	21	21
	g. Other duties and Taxes	3	6	6

#### 14. Physical performance :

Sl. No.	Parameter	Unit	2009-10	2010-11	2011-12
1.	Fertilizer	MMSCMD	525.826	486.616	434.097
	Power	MMSCMD	915.969	938.566	910.762
	Petrochemicals	MMSCMD	39.075	23.733	29.762
	Tea Sector	MMSCMD	142.935	147.401	153.496
	CGD	MMSCMD	14.440	14.201	14.504
	Back Transportation to M/s OIL	MMSCMD	207.524	167.505	44.684
	Total	MMSCMD	1845.769	1778.022	1587.305

Sl.No.		2009-10	2010-11	2011-12
1	Total	341	361	365
	Executive/ Managerial	59	70	71
	Supervisory	37	58	64
	Field personnel/ Others	245	233	230
2	Community wise			
	SC	8	8	9
	ST	27	29	33
	OBC	189	203	209
	Minority	5	6	8
	Disabled	2	2	1
	Women	18	19	20

16. Remedial action taken/ proposed to be taken on the following issues flagged by the CAG Report (for the year ended 31<sup>st</sup> March 2012) : Not available

17. Major constraints :

Sl. No.	Major constraints	Action plan
1.	Inadequate quantum of natural gas supply from source.	The matter has been taken up by the highest authority with the supplier i.e. Oil India Ltd.

18. Action taken for :

- i Improving performance : Putting efforts to increase the quantity of supply of natural gas.
- ii Revitalisation through implementation of VRS : VRS is in force.
- iii Disinvestment etc. : ----
- iv Preparation of long term plan : Under process
- v Updating of accounts : Accounts updated

Reporting Date : 21.12.2012

## 1. Nature and incorporation :

- a. Nature of SLPE : Government Company  
b. Date of incorporation : 15-06-2007  
c. Act under which incorporated : Companies Act ,1956

2. Administrative Department : Industries & Commerce Department, Government of Assam

3. Address of the SLPE Head Office : Assam Gas Company Limited Campus,  
(Including Telephone/ Fax/ e-mail P.O. Duliajan, District : Dibrugarh, PIN : 786602, Assam.  
and website, if any) Tel No. 0374-2800558, Tele Fax: 0374-2800202,  
website: [www.dnpl.co.in](http://www.dnpl.co.in).

## 4. Classification, category and operational status :

Division (As per GOI)	Major Sector area (Based on CAG & GOI classification)	Specific area of SLPE	Current status
Services	Others	Transportation of Natural Gas through pipeline	Operating

5. Present CMD/ MD/ CEO/ Name, contact phone, mobile, fax and official e-mail : No. CMD/ MD/CEO appointed till date. However as per DNPL Board's decision dated 24-07-2007, MD, AGCL who is also a Director of DNPL is the contact /responsible person for various matters of the company. Following are the details:  
Shri Bhupen Bopatrachohain, Director, DNPL Contact Nos.-0374-2800558 Mobile 9435038143, Fax: 0374-2800202 Email id: [bbgoahin@dnpl.co.in](mailto:bbgoahin@dnpl.co.in)

6. A. Composition of the Board as on 1<sup>st</sup> November'2012:

Designation	Name	Official Designation/ Member eligible	Tenure	Date on which any member is retiring this year	Contact numbers
Chairman	Shri R.T. Jindal	Principal Secy. Industries & Commerce Department, Govt. of Assam	Govt. nominee	--	9435550077
Member	Shri Nilomoni Bhakta	Director (Finance), Numaligarh Refinery Limited, Golaghat Managing	NRL nominee	--	9435738707
Member	Shri Bhupen Bopatrachohain,	Managing Director, Assam Gas Company Ltd. Duliajan	AGCL nominee	--	9435038143
Member	Shri K.J. Baruah	Head ( Production Gas), Oil India Limited, Duliajan	Oil nominee	--	9435038199

## 6. B. Various sub-committees constituted by the Board of Directors for different activities.

Sl. No.	Sub-committee	Mandate	Composition/ Members	Remarks
1	Standing Committee	--	Representatives of AGCL,NRL & OIL	1 (ONE) member each

	2009-10	2010-11	2011-12
No of Board Meetings	5	4	5
AGM	1	1	1

## 8. Mandate/ Mission of the SLPE

Sl. No.	Main Mandate/ Objectives/ Purpose of SLPE	Present operational status	Extent of achievement of the said mandate in % or in quantitative description
1.	Transportation of Natural Gas, initially to Numaligarh and thereafter to various parts of India.	Project was formally commissioned on 28 <sup>th</sup> February 2011 and commercial operation of supply of gas to NRL started from 01-04-2011.	During the year 2011-2012 transported 248 MMSCM of gas to NRL which is 83% of contracted quantity.

## 9. Strategy and Business Plan adopted for realisation of goals as stated in the vision statement and objectives set : -- NA

## 10. Performance : MOU Rating of SLPE (year wise, if any): Not Applicable.

	2009-10	2010-11	2011-12
MOU entered years	Nil	Nil	Nil
MOU Rating	--	--	--

## 11. Status of Accounts :

a. Provisional up to	-----		
b. Statutory Audit Completed up to	2011-12		
c. Statutory Auditor appointed up to	2012-13		
d. C&AG / RCS Audited up to	2011-12		
e. Adopted in AGM up to	2011-12		
f. Date on which AGM was held for the years	2009-10	2010-11	2011-12
	30-9-10	30-9-11	28-9-12
g. Number of Accounts in Arrears	Nil		

## 12. Capital Structure : (Rs. in lakh)

		2009-10	2010-11	2011-12
A	Authorised Capital	15000	15000	17000
B	Paid-up Capital			
	a. Government of Assam (AGCL)	5406	5406	6882
	b. Government of India	---	---	---
	c. Others (specify)			
	i. AGCL	5406	5406	6882
	ii. NRL	2756	2756	3508
	iii. OIL	2438	2438	3103
C	Total	10600	10600	13493

## 13. Financial performance (Rupees in Lakh) :

		2009-10	2010-11	2011-12
A	Status of Accounts			
	i ) Estimated (E)			
	ii ) Provisional (P)	A	A	A
	iii) Audited (A)			

B	Capital Investment		31689	36450	38154
C	Capital Employed		28581	33449	29969
D	State Government Investment		5406	5406	6882
	a.	Equity	5406	5406	6882
	b.	Term Loan	---	---	---
	c.	Subsidy/ Grant	---	---	---
		i. State	---	---	---
		ii. Centre	---	---	---
		Total	---	---	---
	d.	Guarantees	---	---	---
		i. Received	---	---	---
		ii. Committed	---	---	---
E	Loan				
	a.	State Govt. Loan	---	---	---
	b.	Institutional Loan	8100	6975	6300
	c.	Banks Loan	---	---	---
	d.	PSU Loan (Name of PSU)	10000	13100	13100
	e.	Co-operatives	---	---	---
		Total	18100	20075	19400
		d. Defaults in loan repayments if any.	---	---	2250
F	Waver of dues/ grant				
	a	Loan repayment written of	---	---	---
	b	Loans converted into equity	---	---	---
	c	Interest/ penal interest waived	---	---	---
	d	Loans converted into Grant	---	---	---
	e	Total	---	---	---
G	a. Total Turnover		---	---	6208
	b. Net Turnover		---	---	6208
H	Total Income		---	---	6220
I	Total Expenses		---	---	4709
J	Total cost of production or total cost of service		---	---	1238
K	DIT				
	a.	Depreciation	---	---	1611
	b.	Interest	---	---	1860
	c.	Taxes	---	---	1413
	d.	Total	---	---	4884
L	Profit				
	a.	PBIT	---	---	3371
	b.	PBDIT	---	---	4982
	c.	PBDIT to Capital Employed	---	---	0.17
	d.	PBIT to Turnover	---	---	--
	e.	PADIT	---	---	(21)
	f.	Surplus Generated	---	---	2843
M	Accumulated Reserve		---	---	---
N	Reserve and Surplus		---	---	---
O	Accumulated Loss (-)		---	---	83
P	Net worth (NW) (+/-)		---	---	13410
Q	Net Profit to Net worth		---	---	---
R	Return on Capital employed				0.11

S	Debt-Equity Ratio	1.71	1.89	1.44
T	Gross Margin	---	---	---
U	Dividend paid	---	---	---
	a %	---	---	---
	b Amount	---	---	---
V	Manpower Cost	---	---	417
W	Turnover per employee	---	---	--
X	Internal Resource Generation	---	---	---
Y	Contribution to Exchequer Total	13	9	295
	a. Interest on Govt. loan	---	---	---
	b. Dividend	---	---	---
	c. Excise Duty	---	---	---
	d. Custom duty	---	---	---
	e. Sales Tax	---	---	---
	f. Dividend Tax	---	---	---
	g. Other duties and Taxes	13	9	295

#### 14. Physical performance :

Sl. No.	Parameter	Unit	2009-10	2010-11	2011-12
1.	To transport 300 MMSCM of natural gas from OIL, Duliajan to NRL, Numaligarh.	Million Std. cubic meter (MMSCM)	NA	NA	Transported 249 MMSCM of natural gas. Achieved 83% of targeted quantity.

#### 15. Employment (Numbers)

Sl.No.		2009-10	2010-11	2011-12
1	Total	--	--	--
	Executive/ Managerial, Supervisory & Field Personnel/ others	No. permanent employees recruited. However 63 nos. of employees were working in DNPL on deputation from Assam Gas Co. Ltd.	No. permanent employees recruited. However 36 nos. of employees were working in DNPL on deputation from Assam Gas Co. Ltd. along with some contractual employees.	No. permanent employees recruited. However 31 nos. of employees were working in DNPL on deputation from Assam Gas Co. Ltd. along with some contractual employees
2	Community wise			
	SC	---	---	---
	ST	---	---	---
	OBC	---	---	---
	Minority	---	---	---
	Disabled	---	---	---
	Women	---	---	---

- i. No. of outstanding Inspection Report (IRs) and paragraphs : Not applicable
- ii. Paragraphs/ reviews for which explanatory notes were not received by the AG : Not applicable
- iii. Paras involving deficiencies : Not applicable
- iv. Paras involving recovery of money : Not applicable
- v. Compliance/ Non- Compliance to Accounting standards: Not applicable
- vi. Internal Control & Internal Audit Systems: Not applicable
- vii. Status of SAR
- viii No. of paras discussed by and pending at Committee on Public Undertakings (COPU) :Not applicable
- ix On CAG Recommendations / suggestions :Not applicable

17. Major constraints :

Sl. No.	Major constraints	Action plan
1	Inadequate quantum of Natural Gas supply from source	The matter has been taken up by the highest Authority with the supplier i.e. Oil India Limited.

18. Action taken for :

- i Improving performance : Putting efforts to increase the quantity of supply of natural Gas.
- ii Revitalisation through implementation of VRS : NA
- iii Disinvestment etc. : -- NA
- iv Preparation of long term plan : Under process : Under process
- v Updating of accounts : Updated

Reporting Date : 05.12.2012



### 10. Assam Apex Weavers & Artisans Co-operative Federation Ltd. (ARTFED)

1. Nature and incorporation:

- a. Nature of SLPE : Co-operative  
 b. Date of incorporation : 27.7.77  
 c. Act under which incorporated : Assam Co-operative Societies Act' 1949

2. Administrative Department : Handloom & Textile Deptt.

3. Address of the SLPE Head Office : G.N.B. Road, Ambari, Guwahati-1  
 (Including Telephone/ Fax/ e-mail Tel. No. 2543772, 2548987  
 and website if any)

4. Classification category and operational status

Division	Major Sector area	Specific area of SLPE	Current Status
Services	Trading	Trading of handloom product	Publication reserved for Court case being in pendency .

-----

## 11. Assam Trade Promotion Organisation

### 1. Nature and incorporation :

- a. Nature of SLPE : Government Company  
 b. Date of incorporation : 17.02.2009  
 c. Act under which incorporated : Companies Act, 1956

### 2. Administrative Department : Industries & Commerce Department, Govt. of Assam

### 3. Address of the SLPE Head Office : NH-37, Betkuchi, Near Balaji Temple, Guwahati- ( Including Telephone/ Fax/ e-mail 781035, Tel. Fax : 0361-2274030, E-mail : and website, if any) [mdtcatpo@gmail.com](mailto:mdtcatpo@gmail.com), Website : [www.atpo.biz](http://www.atpo.biz)

### 4. Classification, category and operational status :

Division (As per GOI)	Major Sector area (Based on CAG & GOI classification)	Specific area of SLPE	Current status
Services	Others	Rent out	Performing well

### 5. Present CMD/ MD/ CEO/ Name, contact phone, mobile, fax and official e-mail : Shri R.T.Jindal, IAS, Director i/c & Addl. Chief Secretary , Industries & Commerce Department. Ph. No. 0361-2237256 (O).

### 6. A. Composition of the Board as on 1<sup>st</sup> October, 2013 :

Designation	Name	Official Designation/ Member eligible	Tenure	Date on which any member is retiring this year	Contact numbers
Chairman	Shri N.K.Das, IAS	Chief Secretary, Assam (Retd.)	--	--	--
Director i/c	Shri R.T.Jindal, IAS	Pr. Secretary, Industries & Commerce, Deptt. GOA	--	--	--
Director	Smt. E.Das Chowdhary, IAS	Addl. Chief Secretary PE Department, GOA	--	--	--
Director	Shri R.C.Joshi, IAS	Commissioner & Secretary, Finance, Deptt. GOA	--	--	--
Director	Shri R.Prasad, IAS	Commissioner, Industries & Commerce & MD AIDC	--	--	--
Director	Shri A.Agnihotri, IAS	Deputy Commissioner, Kamrup (Metro)	--	--	--
Director	Shri Dilip Barooah	MD, Fabric Plus	--	--	--

### B. Various sub-committees constituted by the Board of Directors for different activities.

Sl. No.	Sub-committee	Mandate	Composition/ Members	Remarks
	Nil	--	--	--

7. The number of Board meetings and AGM held (year wise, for last three years)

94

	2009-10	2010-11	2011-12
No of Board Meetings	2	2	2
AGM	1	1	1

8. Mandate/ Mission of the SLPE

Sl. No.	Main Mandate/ Objectives/ Purpose of SLPE	Present operational status	Extent of achievement of the said mandate in % or in quantitative description
1	To promote, organise, manage & participate in industrial trade, other fairs and exhibitions in India & abroad for promoting North East trade and enhance its global competitiveness.	a. ATPO has been actively participated in various trade related fairs and events of different trade promotion organisations held at the trade centre. b. ATPO has also participated in the	There are several trade related events had been held at the Trade Centre like ; Trade Fairs : 13 nos Buyers Sellers Meet : 2 nos Product Specific Promotions : 6 nos. Export Promotion Measures to tap export opportunities : 1 no. etc. The entrepreneurs showcased the traditional Handloom, Handicraft and natural soaps produced in the state in the International Trade Fair at Greece.
2	To organise trade fairs & exhibitions and invite wider participation in export promotion activities.	Thessaloniki International Trade Fair at Greece under the International Co-operation Scheme of MSME.	

9. Strategy and Business Plan adopted for realisation of goals as stated in the vision statement and objectives set.

By holding of a conclave, B2B meet and Trade Fair of the South East Asian countries at MDTC under sponsorship with M.O.C., GOI and more participations in fairs abroad under Govt. of India's scheme to achieve ATPO's mandate.

10. Performance : MOU Rating of SLPE (year wise, if any)

	2009-10	2010-11	2011-12
MOU entered years	--	--	--
MOU Rating	--	--	--

11. Status of Accounts :

a. Provisional up to	2012-13
b. Statutory Audit Completed up to	2011-12
c. Statutory Auditor appointed up to	2012-13
d. C&AG / RCS Audited up to	2011-12
e. Adopted in AGM up to	2010-11
f. Date on which AGM was held for the years	29-09-2011, 14-09-2012, 23-09-2013
g. Number of Accounts in Arrears	Nil

12. Capital Structure : (Rs. in lakh)

		2009-10	2010-11	2011-12
A	Authorised Capital	2500	2500	2500

B	Paid-up Capital			
	a. Government of Assam	1000	1000	1000
	b. Government of India	Nil	Nil	Nil
	c. Others (specify)	Nil	Nil	Nil
C	Total	1000	1000	1000

13. Financial performance (Rupees in Lakh) :

		2009-10	2010-11	2011-12
A	Status of Accounts			
	i ) Estimated (E) ii ) Provisional (P) iii) Audited (A)	A	A	A
B	Capital Investment	3081	3713	3743
C	Capital Employed	2939	3572	3595
D	State Government Investment	3058	3643	3636
	a. Equity	1000	1000	1000
	b. Term Loan	--	--	--
	c. Subsidy/ Grant	--	--	--
	i. State	--	--	--
	ii. Centre	--	--	--
	Total	2058	2643	2636
	d. Guarantees			
	i. Received	--	--	--
	ii. Committed	--	--	--
E	Loan			
	a. State Govt. Loan	--	--	--
	b. Institutional Loan	--	--	--
	c. Banks Loan	--	--	--
	d. PSU Loan (Name of PSU)	--	--	--
	e. Co-operatives	--	--	--
	Total	--	--	--
	d. Defaults in loan repayments if any.		--	--
F	Waver of dues/ grant			
	a. Loan repayment written of	--	--	--
	b. Loans converted into equity	--	--	--
	c. Interest/ penal interest waived	--	--	--
	d. Loans converted into Grant	--	--	--
	e. Total	--	--	--
G	a. Total Turnover	17	30	29
	b. Net Turnover	17	30	29
H	Total Income	84	115	133
I	Total Expenses	55	51	67
J	Total cost of production or total cost of service	52	47	63
K	DIT			
	a. Depreciation	3	4	4
	b. Interest	--	--	--
	c. Taxes	11	19	30
	d. Total	14	23	34

L	Profit			
	a. PBIT	34	65	67
	b. PBDIT	37	69	71
	c. PBDIT to Capital Employed	0.01	0.02	0.02
	d. PBIT to Turnover	2	2.17	2.31
	e. PADIT	23	46	37
	f. Surplus Generated	23	46	37
M	Accumulated Reserve	23	70	106
N	Reserve and Surplus	23	70	106
O	Accumulated Loss (-)	Nil	Nil	Nil
P	Net worth (NW) (+/-)	884	931	968
Q	Net Profit to Net worth	0.03	0.05	0.04
R	Return on Capital employed	0.79%	1.30%	1.02%
S	Debt-Equity Ratio	--	--	--
T	Gross Margin	--	--	--
U	Dividend paid			
	a %	--	--	--
	b Amount	--	--	--
V	Manpower Cost *	8	8	8
W	Turnover per employee	5.77	10.09	9.59
X	Internal Resource Generation	--	--	--
Y	Contribution to Exchequer Total	10	27	19
	a. Interest on Govt. loan	--	--	--
	b. Dividend	--	--	--
	c. Excise Duty	--	--	--
	d. Custom duty	--	--	--
	e. Sales Tax	--	--	--
	f. Dividend Tax	--	--	--
	g. Other duties and Taxes	10	27	19

\* Manpower cost : Security staff expenses & salary/ wages of outsourcing staff.

#### 14. Physical performance :

Sl. No.	Parameter	Unit	2009-10	2010-11	2011-12
1	Trade Exhibition held	Nos.	3	8	11
2	Other trade related events	Nos.	17	21	22

#### 15. Employment (Numbers)

Sl.No.		2009-10	2010-11	2011-12
1	Total	Nil	Nil	Nil
	Executive/ Managerial	Nil	Nil	Nil
	Supervisory	Nil	Nil	Nil
	Field personnel/ Others	Nil	Nil	Nil
2	Community wise			
	SC	--	--	--
	ST	--	--	--
	OBC	--	--	--
	Minority	--	--	--
	Disabled	--	--	--
	Women	--	--	--

16. Remedial action taken/ proposed to be taken on the following issues flagged by the CAG Report (for the year ended 31<sup>st</sup> March 2012)

- i. No. of outstanding Inspection Report (IRs) and paragraphs : Nil
- ii. Paragraphs/ reviews for which explanatory notes were not received by the AG : Nil
- iii. Paras involving deficiencies: Nil
- iv. Paras involving recovery of money: Nil
- v. Compliance/ Non- Compliance to Accounting standards: Compliance
- vi. Internal Control & Internal Audit Systems: Nil
- vii. Status of SAR : Nil
- viii No. of paras discussed by and pending at Committee on Public Undertakings (COPU) : Nil
- ix On CAG Recommendations / suggestions: Ractified as per CAG's recommendations for the Financial Year –2012-13

17. Major constraints :

Sl. No.	Major constraints	Action plan
1	In different occasions some Events/ Fairs either Govt. or others have been granted permission to hold their trade related events other than MDTC. This has resulted in demoralizing of fair organisers who have held their programmes in this centre regularly and effect on the revenue of the Trade Centre.	Govt. may take steps for not granting permission to hold trade related events other than MDTC and directive from Govt. for compulsory holding of all Govt. fairs & functions at MDTC.
2	Absence of street lighting from Sarusajai Stadium makes the entire area to the Trade Centre dull, dark and unsecured.	Govt. may take steps for installation of street lights.

18. Action taken for :

- i Improving performance : Measures taken for improvement of infrastructures/ implementation of second phase of construction of the Trade Centre are under process.
- ii Revitalisation through implementation of VRS : Does not arise.
- iii Disinvestment etc. : Does not arise.

iv Preparation of long term plan : under process.

v Updating of accounts : Up to date

Reporting Date : 15.11.2013

1. Nature and incorporation :

- a. Nature of SLPE : Government Company  
 b. Date of incorporation : 29-03-1975  
 c. Act under which incorporated : Companies Act, 1956

2. Administrative Department : Welfare of Plains Tribes & Backward Classes, Assam

3. Address of the SLPE Head Office : Ganeshguri Chariali, Dispur  
 ( Including Telephone/ Fax/ e-mail : Guwahati-781005.  
 and website, if any) :

4. Classification, category and operational status :

Division (As per GOI)	Major Sector area (Based on CAG & GOI classification)	Specific area of SLPE	Current status
Services	Finance	Welfare of Plain Tribes people of Assam	In-operation but losing.

5. Present CMD/ MD/ CEO/ Name, contact phone, mobile, fax and official e-mail : Shri Jiten Borgoyari, A.C.S., Managing Director, APTDC Ltd. Mobile No. 9435046154.

6. A. Composition of the Board as on 1<sup>st</sup> April, 2009 to March 2012.

Designation	Name	Official Designation/ Member eligible	Tenure	Date on which any member is retiring this year	Contact numbers
Chairman	Shri Rajib Lochan Pegu	Minister of State, WPT & BC Deartment	--	--	--
Director	Shri Siva Charan Basumatary	MLA	--	--	--
Director	Shri Maneswar Brahma	MLA	--	--	--
Director	Shri Pradan Baruah	MLA	--	--	--
Director	Smti. Pudumi Deuri	--	--	--	--
Director	Shri Maheswar Doley	--	--	--	--
Director	Shri A.N. Borah, ACS	Addl. Secretary, Finance Department	--	--	--
Managing Director	Shri Jiten Borgoyari, ACS.	MD APTDC	--	--	--

6 B. Various sub-committees constituted by the Board of Directors for different activities.

Sl. No.	Sub-committee	Mandate	Composition/ Members	Remarks
1	Departmental	Proper	1. Shri S.P. Kakoti Bora,	--



	Purchase Committee	implementation of scheme	ACS, Secy., WPT & BC Department – Chairman. 2. Smti Rohila Brahma, ACS, Director, WPT & BC Assam – Member. 3. Shri B.K. Borgohain, F.A., WPT & BC Department. 4. Shri Sadananda Gogoi, MVI. 5. Shri Jiten Borgoyari, ACS and Managing Director, APTDC Ltd. Member Secretary.	
--	--------------------	--------------------------	--	--

7. The number of Board meetings and AGM held (year wise, for last three years)

	2009-10	2010-11	2011-12
No of Board Meetings	2	Nil	2
AGM	Nil	Nil	Nil

8. Mandate/ Mission of the SLPE

Sl. No.	Main Mandate/ Objectives/ Purpose of SLPE	Present operational status	Extent of achievement of the said mandate in % or in quantitative description
1.	Welfare of S.T. (P) of Assam	Developmental Schemes are undertaken	75%

9. Strategy and Business Plan adopted for realisation of goals as stated in the vision statement and objectives set.

By implementing developmental schemes with grant in aid received from the State Govt.

10. Performance : MOU Rating of SLPE (year wise, if any)

	2009-10	2010-11	2011-12
MOU entered years	--	--	--
MOU Rating	--	--	--

11. Status of Accounts :

a. Provisional up to	2006-2007
b. Statutory Audit Completed up to	1987-1988
c. Statutory Auditor appointed up to	2002-2003
d. C&AG / RCS Audited up to	1987-1988
e. Adopted in AGM up to	1987-1988
f. Date on which AGM was held for the years	Nil
g. Number of Accounts in Arrears	24

## 12. Capital Structure : (Rs. in lakh)

101

		2009-10	2010-11	2011-12
A	Authorised Capital	300	300	300
B	Paid-up Capital			
	a. Government of Assam	230	230	230
	b. Government of India	75	75	75
	c. Others (specify)	-	-	-
C	Total	305	305	305

## 13. Financial performance (Rupees in Lakh) :

		2009-10	2010-11	2011-12
A	Status of Accounts			
	i ) Estimated (E)	(E)	(E)	(E)
	ii ) Provisional (P)	-	-	-
	iii) Audited (A)	-	-	-
B	Capital Investment	2391	2315	2550
C	Capital Employed	2276	2483	2712
D	State Government Investment	586	550	865
	a. Equity	230	230	230
	b. Term loan	Nil	Nil	Nil
	c. Subsidy/ Grant			
	i. State	326	320	600
	ii. Centre	30	-	35
	Total	356	320	635
	d. Guarantees			
	i. Received	Nil	Nil	Nil
	ii. Committed	Nil	Nil	Nil
E	Loan			
	a. State Govt. Loan	Nil	Nil	Nil
	b. Institutional Loan	Nil	Nil	Nil
	c. Banks Loan	Nil	Nil	Nil
	d. PSU Loan (Name of PSU)	1730	1690	1685
	e. Co-operatives	Nil	Nil	Nil
	Total	1730	1690	1685
	d. Defaults in loan repayments if any.	2210	2253	2390
F	Waver of dues/ grant			
	a Loan repayment written of	Nil	Nil	Nil
	b Loans converted into equity	Nil	Nil	Nil
	c Interest/ penal interest waived	Nil	Nil	Nil
	d Loans converted into Grant	Nil	Nil	Nil
	e Total	Nil	Nil	Nil
G	a. Total Turnover	346	340	226
	b. Net Turnover	346	340	226
H	Total Income	346	340	226
I	Total Expenses	279	307	338
J	Total cost of production or total cost of service	Nil	Nil	Nil

K	DIT			
	a. Depreciation	12	10	9
	b. Interest	--	--	--
	c. Taxes	--	--	--
	d. Total	12	10	9
L	Profit	--	--	--
	a. PBIT	67	(1)	(1)
	b. PBDIT	79	9	8
	c. PBDIT to Capital Employed	--	--	--
	d. PBIT to Turnover	--	--	--
	e. PADIT	67	(1)	(1)
	f. Surplus Generated	--	--	--
M	Accumulated Reserve	--	--	--
N	Reserve and Surplus	--	--	--
O	Accumulated Loss (-)	2455	2419	2306
P	Net worth (NW) (+/-)	(2150)	(2114)	(2002)
Q	Net Profit to Net worth	--	--	--
R	Return on Capital employed	--	--	--
S	Debt-Equity Ratio	--	--	--
T	Gross Margin	--	--	--
U	Dividend paid	--	--	--
	a %	--	--	--
	b Amount	--	--	--
V	Manpower Cost	550	560	565
W	Turnover per employee	--	--	--
X	Internal Resource Generation	--	--	--
Y	Contribution to Exchequer Total	--	--	--
	a. Interest on Govt. loan	--	--	--
	b. Dividend	--	--	--
	c. Excise Duty	--	--	--
	d. Custom duty	--	--	--
	e. Sales Tax	--	--	--
	f. Dividend Tax	--	--	--
	g. Other duties and Taxes	--	--	--

#### 14. Physical performance :

Sl. No.	Parameter	Unit	2009-10	2010-11	2011-12
1.	Tractor	No	25	Nil	48
2.	Power Tiller	No.	51	Nil	55
3.	Sewing machine	No.	889	Nil	Nil

#### 15. Employment (Numbers)

Sl.No.		2009-10	2010-11	2011-12
1	Total	196	192	189
	Executive/ Managerial	1	1	1
	Supervisory	21	18	16
	Field personnel/ Others	174	173	172
2	Community wise			
	SC	3	3	3
	ST	192	188	185

	OBC	1	1	1
	Minority	Nil	Nil	Nil
	Disabled	Nil	Nil	Nil
	Women	32	32	32

16. Remedial action taken/ proposed to be taken on the following issues flagged by the CAG Report (for the year ended 31<sup>st</sup> March 2012): CAG Report for the year ended 31<sup>st</sup> March/ 2012 not yet received.

- i. No. of outstanding Inspection Report (IRs) and paragraphs : NA
- ii. Paragraphs/ reviews for which explanatory notes were not received by the AG : NA
- iii. Paras involving deficiencies : NA
- v. Paras involving recovery of money : NA
- v. Compliance/ Non- Compliance to Accounting standards : NA
- vi. Internal Control & Internal Audit Systems : NA
- vii. Status of SAR : NA
- viii. No. of paras discussed by and pending at Committee on Public Undertakings (COPU) : NA
- ix On CAG Recommendations / suggestions : NA

17. Major constraints :

Sl. No.	Major constraints	Action plan
	Not reported	---

18. Action taken for :

- i Improving performance : (1) Training imparted for upgrading skills of the Officers and Staff, (2) Construction of Commercial Complex, (3) Implementation of development scheme out of Grants-in-aid received from the Govt.
- ii Revitalisation through implementation of VRS : Nil
- iii Disinvestment etc : Nil
- iv Preparation of long term plan : Nil
- v Updating of accounts : A retired experienced Accounts Officer is being appointed in contractual basis for updating of pending accounts of APTDC Ltd.

Reporting Date : 15.11.12

1. Nature and incorporation :

- a. Nature of SLPE : Govt. Company  
 b. Date of incorporation : 06.08.1975  
 c. Act under which incorporated : Companies Act, 1956

2. Administrative Department : WPT & BC Department, Govt. of Assam

3. Address of the SLPE Head Office : Dr B.K. Kakati Road, Gopinath  
 ( Including Telephone/ Fax/ Nagar Guwahati-16, Tel. 2542651  
 e-mail and website if any)

4. Classification category and operational status

Division (As per GOI)	Major Sector area (Based on CAG & GOI classification)	Specific area of SLPE	Current Status
Services	Finance	--	In operation but losing

5. Present CMD/ MD/ CEO/ Name, contact phone, mobile, fax and official e-mail :  
 Sri Jiten Borgoyari, ACS, Tel. No. (0361) 2542651

6. A. Composition of the Board as on 1<sup>st</sup> June 2012 :

Designation	Name	Official Designation/ Member eligible	Tenure	Date on which any member is retiring this year	Contact numbers
Chairman	Shri R. Pegu	Minister of State	2 years	--	--
Director	--	Commissioner , WPT & BC Department, GOA	2 years	--	--
Director	--	Director , WPT & BC Department, GOA	2 years	--	--
Director	--	MD, A.S.D.C. for OBC Ltd.	2 years	--	--

6. B. Various sub-committees constituted by the Board of Directors for different activities :

Sl. No.	Sub-committee	Mandate	Composition/ Members	Remarks
	Nil	Nil	Nil	Nil

7. The number of Board meetings and AGM held (year wise, for last three years)

	2009-10	2010-11	2011-12
No of Board Meetings	Nil	Nil	Nil
AGM	Nil	Nil	Nil

## 8. Mandate/ Mission of the SLPE

Sl. No.	Main Mandate/ Objectives/ Purpose of SLPE	Present operational status	Extent of achievement of the said mandate in % or in quantitative description
	To implement schemes for social and economic development and self employment of people of other backward classes.	In operation	--

## 9. Strategy and Business Plan adopted for realisation of goals as stated in the vision statement and objectives set : NA

## 10. Performance : MOU Rating of SLPE (year wise, if any)

	2009-10	2010-11	2011-12
MOU entered years	Nil	Nil	Nil
MOU Rating	Nil	Nil	Nil

## 11. Status of Accounts :

a. Provisional up to	2010-2011
b. Statutory Audit Completed up to	1994-1995
c. Statutory Auditor appointed up to	1998-1999
d. C&AG Audited up to	1990-1991
e. Adopted in AGM up to	1990-1991
f. Date on which AGM was held for the years	Nil
g. Number of Accounts in Arrears	20 years

## 12. Capital Structure : Rs. in lakh

		2009-10	2010-11	2011-12
A	Authorised Capital	500	500	500
B	Paid-up Capital			
	a. Government of Assam	290	290	300
	b. Government of India	Nil	Nil	Nil
	c. Others (specify)	Nil	Nil	Nil
C	Total	290	290	300

## 13. A Financial performance (Rupees in Lakh) :

		2009-10	2010-11	2011-12
A	Status of Accounts			
	i Estimated (E)	P	P	E
	ii Provisional (P)			
	iii Audited (A)			
B	Capital Investment	2352	2526	2786
C	Capital Employed	NA	NA	NA
	State Government Investment	1825	1999	2259
	a. Equity	290	290	300
	b. Term Loan	Nil	Nil	Nil
	c. Subsidy/ Grant			
	i. State	1135	1309	1559
	ii. Centre	Nil	Nil	Nil
	Total	1135	1309	1559
	d. Guarantees			
	i. Received	400	400	400
	ii. Committed	Nil	Nil	Nil

E	Loan				
	a.	State Govt. Loan	Nil	Nil	Nil
	b.	Institutional Loan	527	527	527
	c.	Bank Loan	Nil	Nil	Nil
	d.	PSU Loan	Nil	Nil	Nil
	e.	Co-operatives	Nil	Nil	Nil
		Total	527	527	527
	f. Defaults in loan repayments if any.		346	464	491
F	Waver of dues/ grant		Nil	Nil	Nil
	a	Loan repayment written of	Nil	Nil	Nil
	b	Loans converted into equity	Nil	Nil	Nil
	c	Interest/ penal interest waived	Nil	Nil	Nil
	d	Loans converted into Grant	--	--	--
	e	Total	Nil	Nil	Nil
G	a. Total Turnover		11	10	12
	b. Net Turnover		11	10	12
H	Total Income		143	225	273
I	Total Expenses		115	273	157
J	Total cost of production or total cost of service		Nil	Nil	Nil
K	DIT				
	a.	Depreciation	1	1	1
	b.	Interest	---	---	---
	c.	Taxes	---	---	---
	d.	Total	1	1	1
L	Profit				
	a.	PBIT	28	(49)	115
	b.	PBDIT	29	(48)	116
	c.	PBDIT to Capital Employed	--	--	--
	d.	PBIT to Turnover	2.55	--	9.58
	e.	PADIT	28	(49)	115
	f.	Surplus Generated	---	---	---
M	Accumulated Reserve		8	8	8
N	Reserve and Surplus		---	---	---
O	Accumulated Loss (-)		821	800	787
P	Net worth (NW) (+/-)		(523)	(502)	(479)
Q	Net Profit to Net worth		---	---	---
R	Return on Capital employed		---	---	---
S	Debt Equity Ratio		---	---	---
T	Gross Margin		---	---	---
U	Dividend paid		Nil	Nil	Nil
	a	%	Nil	Nil	Nil
	b	Amount	Nil	Nil	Nil
V	Manpower Cost		NA	NA	NA
W	Turnover per employee		0.14	0.13	0.16
X	Internal Resource Generation		---	---	---
Y	Contribution to Exchequer Total		Nil	Nil	Nil
	a.	Interest on Govt. loan	Nil	Nil	Nil
	b.	Dividend	Nil	Nil	Nil
	c.	Excise Duty	Nil	Nil	Nil
	d.	Custom duty	Nil	Nil	Nil
	e.	Sales Tax	Nil	Nil	Nil
	f.	Dividend Tax	Nil	Nil	Nil
	g.	Other duties and Taxes	Nil	Nil	Nil
	h.	Interest on Govt. loan	Nil	Nil	Nil

## 14. Physical performance :

Sl. No.	Parameter	Unit	2009-10	2010-11	2011-12
1	Beneficiaries	Nos.	732	1000	--
2	Amount disbursed	Rs. in lakh	1430	1490	--
3	Recovery of loan	Rs. in lakh	16	18	8

## 15. Employment (Numbers)

Sl.No.		2009-10	2010-11	2011-12
1	Total	76	73	72
	Executive/ Managerial	13	10	9
	Supervisory	0	0	0
	Field personnel/ Others	63	63	63
2	Community wise (Gen)	6	6	6
	SC	7	7	7
	ST	10	10	10
	OBC	55	49	48
	Minority	1	1	1
	Disabled	---	---	---
	Women	10	8	8

**16. Remedial action taken/ proposed to be taken on the following issues flagged by the CAG Report (for the year ended 31<sup>st</sup> March 2012)**

- i. No. of outstanding Inspection Report (IRs) and paragraphs : 8 nos
- ii. Paragraphs/ reviews for which explanatory notes were not received by the AG : Nil
- iii. Paras involving deficiencies : Nil
- iv. Paras involving recovery of money : 2
- v. Compliance/ Non- Compliance to Accounting standards : --
- vi. Internal Control & Internal Audit Systems : There is no internal Audit wings in the Corporation. Qualified and duly Registered Chartered Accountant are appointed as internal Auditors to Audit the Corporation's accounts.
- vii. Status of SAR : Nil
- viii. No. of paras discussed by and pending at Committee on Public Undertakings (COPU) : Nil
- ix. On CAG Recommendations / suggestions : Nil

## 17. Major constraints :

Sl. No.	Major constraints	Action plan
1	Dearth of financial resources by way of adequate Share Capital assistance and grants for implementation of schemes	--
2	Lack of adequate infrastructure in the form of properly trained man power and training facilities to the entrepreneurs.	--



**18. Action taken for :**

- i Improving performance : Steps are being taken
- ii Revitalisation through implementation of VRS : No
- iii Disinvestment etc. : No
- iv Preparation of long term plan : No
- v Updating of accounts -- Under process

Reporting Date : 15.11.2012

# 14. Assam State Development Corporation for Scheduled Casts Ltd.

109

## 1. Nature and incorporation :

- a. Nature of SLPE : Government Company  
b. Date of incorporation : 18.06.1975  
c. Act under which incorporated : Companies Act 1956

## 2. Administrative Department : Welfare of Plain Tribes & Backward Classes Department, Govt. of Assam.

## 3. Address of the SLPE Head Office : Sarumataria, Dilip Huzuri Path, Dispur, ( Including Telephone/ Fax Guwahati-6 , Tel No. 0361-2261617, / e-mail and website if any) Fax No. 0361-2261617, E-mail: [sdcassam@yahoo.com](mailto:sdcassam@yahoo.com).

## 4. Classification category and operational status

Division (As per GOI)	Major Sector area (Based on CAG & GOI classification)	Specific area of SLPE	Working/ Non working
Services	Finance	Welfare for SC people	In operation but losing

## 5. Present CMD/ MD/ CEO/ Name, contact phone, mobile, fax and official e-mail : Shri B.M.Queah, ACS, Tel No. (O) 0361-2261617, (Mb) 94353-06885 E-mail: [sdcassam@yahoo.com](mailto:sdcassam@yahoo.com).

## 6. A. Composition of the Board as on 1<sup>st</sup> September 2011 :

Designation	Name	Official Designation/ Member eligible	Tenure	Date on which any member is retiring this year	Contact numbers
Chairman	Sri Bibekananda Dolo	MLA	2 years	--	98645-07693
Director	Sri Pijush Hazarika	MLA	2 years	--	--
Director	Smti.Arati Kachari Hazarika	MLA	2 years	--	94353-57590
Director	Sri Kripanat Malla	--	2 years	--	--
Director	Sri Prodip Bosfore	--	2 years	--	9864074129
Director	Sri Manas Hazarika	--	2 years	--	94016-25777
Director	Sri Bhabendra Nath Bharali	President, Anusucita Jati Parisad	2 years	--	9435091076
Director	Smti Malabika Choudhury, ACS	Under Secretary, Finance	2 years	--	--
Director	Smti Sadhana Hojai, ACS	Director , Welfare of SC, Assam	2 years	--	94350-77493
Director	Sri B.M.Queah, ACS	Managing Director	2 years	--	94353-06885
Director	Sri Dipak Ruhi Das	--	2 years	--	9706802343

Sl. No.	Sub-committee	Mandate	Composition/ Members	Remarks
	Nil	Nil	Nil	Nil

## 7. The number of Board meetings and AGM held (year wise, for last three years)

	2009-10	2010-11	2011-12
No of Board Meetings	2	--	2
AGM	2	--	--

## 8. Mandate/ Mission of the SLPE

Sl. No.	Main Mandate/ Objectives/ Purpose of SLPE	Present operational status	Extent of achievement of the said mandate in % or in quantitative description
1	Development of SC people of Assam under welfare scheme	--	--

## 9. Strategy and Business Plan adopted for realisation of goals as stated in the vision statement and objectives set. :

The Corporation has been virtually functioning as a welfare Institution for implementation of welfare schemes for down trodden SC community.

## 10. Performance : MOU Rating of SLPE (year wise, if any)

	2009-10	2010-11	2011-12
MOU entered years	Not entered	Not entered	Not entered
MOU Rating	--	--	--

## 11. Status of Accounts :

a. Provisional up to	2009-10
b. Statutory Audit Completed up to	2009-10
c. Statutory Auditor appointed up to	2011-12
d. C&AG Audited up to	2009-10
e. Adopted in AGM up to	2003-04
f. Date on which AGM was held for the years	12 <sup>th</sup> April, 2012 for the year 2002-03 & 2003-04
g. Number of Accounts in Arrears	2 years

## 12. Capital Structure : Rs. in lakh

		2009-10	2010-11	2011-12
A	Authorised Capital	2000	2000	2000
B	Paid-up Capital			
	a. Government of Assam	534	534	559
	b. Government of India	451	451	451
	c. Others (specify)	Nil	Nil	Nil
C	Total	985	985	1010

## 13. A Financial performance (Rupees in Lakh) :

111

		2009-10	2010-11	2011-12
A	Status of Accounts			
	i Estimated (E)	A	E	E
	ii Provisional (P)			
	iii Audited (A)			
B	Capital Investment	2227	3271	2542
C	Capital Employed	--	--	--
D	State Government Investment	744	1788	1059
	a. Equity	534	534	559
	b. Term Loan	Nil	Nil	Nil
	c. Subsidy/ Grant			
	i. State	210	1254	500
	ii. Centre	--	--	--
	Total	210	1254	500
	d. Guarantees			
	i. Received	--	--	--
	ii. Committed	--	--	--
E	Loan			
	a State Govt. Loan	--	--	--
	b. Institutional loan	--	--	--
	c. Bank Loan	--	--	--
	d. PSU Loan (NSFDC)	824	824	824
	(NSKFDC)	659	659	659
	e. Co-operatives	--	--	--
	Total	1483	1483	1483
	f. Defaults in loan repayments if any.	1483	1483	1483
F	Waver of dues/ grant			
	a Loan repayment written of	Nil	Nil	Nil
	b Loans converted into equity	Nil	Nil	Nil
	c Interest/ penal interest waived	Nil	Nil	Nil
	d Loans converted into Grant	Nil	Nil	Nil
	e Total	Nil	Nil	Nil
G	a. Total Turnover	235	1274	510
	b. Net Turnover	235	1274	510
H	Total Income	235	1274	510
I	Total Expenses	404	865	650
J	Total cost of production or total cost of service	--	--	--
K	DIT			
	a. Depreciation	2	2	2
	b. Interest	--	--	--
	c. Taxes	Nil	Nil	Nil
	d. Total	2	2	2
L	Profit			
	a. PBIT	(168)	409	(140)
	b. PBDIT	(166)	411	(138)
	c. PBDIT to Capital Employed	--	--	--
	d. PBIT to Turnover	--	--	--
	e. PADIT	(168)	409	(140)
	f. Surplus Generated	--	--	--

M	Accumulated Reserve	--	--	--
N	Reserve and Surplus	--	--	--
O	Accumulated Loss (-)	2374	1966	2106
P	Net worth (NW) (+/-)	(1389)	(981)	(1096)
Q	Net Profit to Net worth	--	--	--
R	Return on Capital employed	--	--	--
S	Debt Equity Ratio	--	--	--
T	Gross Margin	--	--	--
U	Dividend paid			
	a %	Nil	Nil	Nil
	b Amount	Nil	Nil	Nil
V	Manpower Cost	--	--	--
W	Turnover per employee	--	--	--
X	Internal Resource Generation	--	--	--
Y	Contribution to Exchequer Total	Nil	Nil	Nil
	a. Interest on Govt. loan	Nil	Nil	Nil
	b. Dividend	Nil	Nil	Nil
	c. Excise Duty	Nil	Nil	Nil
	d. Custom duty	Nil	Nil	Nil
	e. Sales Tax	Nil	Nil	Nil
	f. Dividend Tax	Nil	Nil	Nil
	g. Other duties and Taxes	Nil	Nil	Nil

#### 14. Physical performance :

Sl. No.	Parameter	Unit	2009-10	2010-11	2011-12
1	Persons benefited	Nos.	6847	612	3566

#### 15. Employment (Numbers)

Sl.No.		2009-10	2010-11	2011-12
1	Total	140	132	126
	Executive/ Managerial	8	8	7
	Supervisory	23	21	21
	Field personnel/ Others	109	103	98
2	Community wise			
	SC	126	118	112
	ST	Nil	Nil	Nil
	OBC	3	3	3
	Minority	Nil	Nil	Nil
	Disabled	2	2	2
	Women	9	9	9

#### 16. Remedial action taken/ proposed to be taken on the following issues flagged by the CAG Report (for the year ended 31<sup>st</sup> March 2012) :

No major outstanding comments from C&AG as on 31.03.2012 for the financial year 2009-10 for action to be taken.

**17. Major constraints :**

113

Sl.No.	Major constraints	Action Plan
1.	The ASDC for SC Ltd is a welfare organisation in mature and has no income source of its own. It needs complete Govt. assistance for its revival/ liabilities.	Proposal had been submitted to Govt. and Director of welfare of SC Assam.

**18. Action taken for :**

- i Improving performance : Necessary instruction have been issued to the field level officers to achieve the all round performance of the corporation in time.
- ii Revitalisation through : Not implemented.
- iii Disinvestment etc. : ----
- iv Preparation of long term plan : Not prepared.
- v Updating of accounts : Necessary steps have been taken to update the accounts. In the meantime, the CAG audit have been completed up to 2009-10 and internal audit up to 2010-11.

Reporting Date : 15.11.2012

### 15. Assam Minorities Development & Finance Corporation Ltd.

1. Nature and incorporation :

- a. Nature of SLPE : Government Company  
 b. Date of incorporation : 27.02.1997  
 c. Act under which incorporated : Companies Act, 1956

2. Administrative Department : Welfare of Minorities Development Department  
 Govt. of Assam

3. Address of the SLPE Head Office : RGB Road, Ganeshguri, near Sinha Lodge,  
 ( Including Telephone/ Fax/ e-mail Guwahati-6  
 and website, if any)

4. Classification, category and operational status :

Division (As per GOI)	Major Sector area (Based on CAG & GOI classification)	Specific area of SLPE	Current status
Services	Finance		In-operation but losing.

5. Present CMD/ MD/ CEO/ Name, contact phone, mobile, fax and official e-mail : Smt.  
 Larlyne Ingtipi, IAS.

6. A. Composition of the Board as on 3<sup>rd</sup> September 2010 :

Designation	Name	Official Designation/ Member eligible	Tenure	Date on which any member is retiring this year	Contact numbers
Chairman	Abdul Hai Nagari	MLA	--	--	--
Director	Ismile Hussain	MP (Loksabha)	--	--	--
Director	Ilias Ali	MLA	--	--	--
Director	Md. Sofiquil Hoque	--	--	--	--
Director	Bahar Uddin	--	--	--	--
Director	Sri Jivan Sing	--	--	--	--
Director	Acharjya B.K.Shastri	--	--	--	--
Director	Sri Khristom Tudu		--	--	--
Director	Liaquat Ali Ahmed	Advocate	--	--	--
Director	--	Jt. Secretary to the Govt. of Assam, Welfare of Minorities Dev. Deptt.	--	--	--
Director	--	Commissioner & Secretary to the Govt. of Assam, Finance Deptt.	--	--	--
Director	--	MD, Assam Minorities Development Board	--	--	--

Sl. No.	Sub-committee	Mandate	Composition/ Members	Remarks
	Nil	--	--	--

## 7. The number of Board meetings and AGM held (year wise, for last three years)

	2009-10	2010-11	2011-12
No of Board Meetings	1	Nil	Nil
AGM	Nil	Nil	Nil

## 8. Mandate/ Mission of the SLPE

Sl. No.	Main Mandate/ Objectives/ Purpose of SLPE	Present operational status	Extent of achievement of the said mandate in % or in quantitative description
1	To promote economic & development activities for the benefit of backward section amongst the minorities.	Corporation is functioning	Loan disbursed upto 2012 Under Term loan : Rs.631.08 lakh Micro Finance Loan : Rs.22.80lakh

## 9. Strategy and Business Plan adopted for realisation of goals as stated in the vision statement and objectives set.: No Strategy and Business Plan is adopted.

## 10. Performance : MOU Rating of SLPE (year wise, if any)

	2009-10	2010-11	2011-12
MOU entered years	Nil	Nil	Nil
MOU Rating	Nil	Nil	Nil

## 11. Status of Accounts :

a. Provisional up to	2011-12
b. Statutory Audit Completed up to	Nil
c. Statutory Auditor appointed up to	2011-12
d. C&AG / RCS Audited up to	Nil
e. Adopted in AGM up to	Nil
f. Date on which AGM was held for the years	Nil
g. Number of Accounts in Arrears	15 years

## 12. Capital Structure : (Rs. in lakh)

		2009-10	2010-11	2011-12
A	Authorised Capital	500	500	500
B	Paid-up Capital			
	a. Government of Assam	199	241	241
	b. Government of India	--	--	--
	c. Others (specify)	--	--	--
C	Total	199	241	241



## 13. Financial performance (Rupees in Lakh) :

116

		2009-10	2010-11	2011-12
A	Status of Accounts			
	i ) Estimated (E) ii ) Provisional (P) iii) Audited (A)	P	P	P
B	Capital Investment	1951	2150	1948
C	Capital Employed	1951	2150	1948
D	State Government Investment	1241	1277	1294
	a. Equity	199	241	241
	b. Term Loan	--	--	--
	c. Subsidy/ Grant			
	i. State	--	--	--
	ii. Centre	42	36	53
	Total	42	36	53
	d. Guarantees			
	i. Received	1000	1000	1000
	ii. Committed	--	--	--
E	Loan			
	a. State Govt. Loan	--	--	--
	b. Institutional Loan	--	--	--
	c. Banks Loan	--	--	--
	d. PSU Loan (AMDB & NMDFC)	710	873	654
	e. Co-operatives	--	--	--
	Total	710	873	654
	d. Defaults in loan repayments if any.			
F	Waver of dues/ grant			
	a Loan repayment written of	--	--	--
	b Loans converted into equity	--	--	--
	c Interest/ penal interest waived	--	--	--
	d Loans converted into Grant	--	--	--
	e Total	--	--	--
G	a. Total Turnover	--	--	--
	b. Net Turnover	--	--	--
H	Total Income	5	9	11
I	Total Expenses	23	42	36
J	Total cost of production or total cost of service	--	--	--
K	DIT			
	a. Depreciation	0.45	0.30	0.20
	b. Interest	14	25	27
	c. Taxes	--	--	--
	d. Total	14	25	27
L	Profit			
	a. PBIT	(5)	(9)	(3)
	b. PBDIT	(4)	(8)	(3)
	c. PBDIT to Capital Employed	--	--	--
	d. PBIT to Turnover	--	--	--
	e. PADIT	(18)	(33)	(30)
	f. Surplus Generated	--	--	--

M	Accumulated Reserve	--	--	--
N	Reserve and Surplus	--	--	--
O	Accumulated Loss (-)	131	165	136
P	Net worth (NW) (+/-)	68	76	105
Q	Net Profit to Net worth	--	--	--
R	Return on Capital employed	--	--	--
S	Debt-Equity Ratio	3.56	3.61	2.71
T	Gross Margin	--	--	--
U	Dividend paid	--	--	--
	a %	--	--	--
	b Amount	--	--	--
V	Manpower Cost	1	1	--
W	Turnover per employee	--	--	--
X	Internal Resource Generation	--	--	--
Y	Contribution to Exchequer Total	--	--	--
	a. Interest on Govt. loan	--	--	--
	b. Dividend	--	--	--
	c. Excise Duty	--	--	--
	d. Custom duty	--	--	--
	e. Sales Tax	--	--	--
	f. Dividend Tax	--	--	--
	g. Other duties and Taxes	--	--	--

#### 14. Physical performance :

Sl. No.	Parameter	Unit	2009-10	2010-11	2011-12
1	Loan disbursed under term loan scheme	Rs.in lakh	631	631	631
2	Loan disbursed Under Micro Finance Scheme	Rs.in lakh	241	241	23

#### 15. Employment (Numbers)

Sl.No.		2009-10	2010-11	2011-12
1	Total	--	--	--
	Executive/ Managerial	--	--	--
	Supervisory	--	--	--
	Field personnel/ Others	--	--	--
2	Community wise	--	--	--
	SC	--	--	--
	ST	--	--	--
	OBC	--	--	--
	Minority	--	--	--
	Disabled	--	--	--
	Women	--	--	--

\* The corporation is being run with the staff of AMDB with no additional pay.

16. Remedial action taken/ proposed to be taken on the following issues flagged by the CAG Report (for the year ended 31<sup>st</sup> March 2012)

- i. No. of outstanding Inspection Report (IRs) and paragraphs : NA
- ii. Paragraphs/ reviews for which explanatory notes were not received by the AG : NA
- iii. Paras involving deficiencies : NA
- iv. Paras involving recovery of money : NA
- v. Compliance/ Non- Compliance to Accounting standards : NA
- vi. Internal Control & Internal Audit Systems : NA
- vii. Status of SAR : NA
- viii. No. of paras discussed by and pending at Committee on Public Undertakings (COPU) : NA
- ix. On CAG Recommendations / suggestions : NA

17. Major constraints :

Sl. No.	Major constraints	Action plan
1	Shortage of Manpower – Corporation has no staff of its own. The corporation is being run with the staff of AMDB with no additional pay.	For allowance recruitment office staff by the corresponding Administrative Department of the corporation is being requested but till date there being no result.
2	Facing problem in monitoring the activities of the borrower as well as timely repayment of loan borrowed.	As there being no staff under loan sanction therefore monitoring of the borrower is not possible. No action being initiated.

18. Action taken for :

- i. Improving performance : NA
- ii. Revitalisation through implementation of VRS : NA
- iii. Disinvestment etc. : NA
- iv. Preparation of long term plan : NA
- v. Updating of accounts : NA

Reporting Date : 29.07.2013

## 1. Nature and incorporation :

- a. Nature of SLPE : Government Company  
 b. Date of incorporation : 21<sup>ST</sup> April,,1965  
 c. Act under which incorporated : The Companies Act, 1965

## 2. Administrative Department : Industries &amp; Commerce Department., Govt. of Assam

3. Address of the SLPE Head Office : R.G Baruah Road,  
 (Including Telephone/ Fax/ Guwahati -24 Telephone: 0361-2201215,  
 e-mail and website, if any) 2202216, Fax: 0361-2200060,  
 e-mail : [aidcltd@gmail.com](mailto:aidcltd@gmail.com)

## 4. Classification, category and operational status :

Division (As per GOI)	Major Sector area (Based on CAG & GOI classification)	Specific area of SLPE	Current status
Services	Infrastructure	Promotion and Development of large & Medium Industries. Industrial Promotional Sector	Performance improving

5. Present CMD/ MD/ CEO/ Name, contact phone, mobile, fax and official e-mail :  
 Shri Rajesh Prasad, IAS, Managing Director : Phone No. 9435025000 (M),Fax: 0361-  
 2200060, e-mail: [aidcltd@gmail.com](mailto:aidcltd@gmail.com)

6. A. Composition of the Board as on 1<sup>st</sup> November,2012:

Designation	Name	Official Designation/ Member eligible	Tenure	Date on which any member is retiring this year	Contact numbers
Chairman	Dr. Haren Das	Ex-MLA	--	--	9435014353
Director	Smt. Emily Chowdhary, IAS	Addl. Chief Secretary, Public Enterprises Deptt. GOA	--	--	9435734076
Director	Shri R. T. Jindal IAS	Principal Secretary, Industries & Commerce Deptt. GOA	--	--	9435550077
Director	Shri R.C. Joshi, IAS	Commissioner & Secretary, Finance Deptt. GOA	--	--	9954009990
Director	Shri U. Sarmah, IAS	Commissioner & Secretary, Industries & Commerce Deptt. GOA	--	Request has been made to I & C Deptt. G OA to appoint new Director in place of Shri U. Sarmah, IAS (Retd.)	--
Director	Shri Abhijit Barooah,	Non Official	--	--	9864023874
Director	Shri Bolin	-do-	--	--	9435010521

	Bordoloi				
Director	ShriPradyut Bhuyan	-do-	--	--	9435010636
Director	ShriFaiznur Ali	-do-	--	--	9864625245
Director	Shri Navajyoti Talukdar	-do-	--	--	7399000000
Managing Director	Shri Rajesh Prasad, IAS	-do-	MD AIDC	--	9435025000

120

6 B. Various sub-committees constituted by the Board of Directors for different activities.

Sl. No.	Sub-committee	Mandate	Composition/ Members	Remarks
1.	Departmental promotion cum Personnel Affairs Committee	To examine and recommend the promotion/up gradation of officers of the corporation, creation of Post of various categories, fixation of seniority of officers, granting of loan of staff for study etc.	-Dr. Haren Das, Chairman - Shri Rajesh Prasad, IAS - Shri U. Sarmah, IAS	
2.	Executive Committee	To consider and sanction term loan under IDBI's Refinance Scheme, sanction of seed capital, equity contribution, decide incidental and ancillary matters etc.	- Commissioner & Secretary, Industries & Commerce Deptt. GOA - ShriFaiznur Ali - MD,AIDC LTD.	
3.	Default Review Committee	To fix the target of recovery, review the position of recovery of outstanding dues of assisted sector/ subsidiary companies, issue of legal notice to default companies invoking personal guarantee of Promoter Director (s) of assisted sector companies and to approve the transfer of taking over unit under section 29 of SFC Act by way of sale, lease, hypothecation etc.	-MD,AIDC LTD. -Chairman AIDC LTD. --Commissioner & Secretary, Industries & Commerce Deptt. - Shri Pradyut Bhuyan	
4.	Portfolio Management Committee	--	- Shri Abhijit Barooah, - MD,AIDC LTD. - ShriPradyut Bhuyan	
5.	Tender Committee	To approve contracts of value of Rs. 1crore and above.	- MD,AIDC LTD. - Shri Abhijit Barooah, - Shri Bolin Bordoloi - Shri Karuna Rajkhowa, Retd. Commissioner & Secretary, PWD, Govt. of Assam - Shri A.N. Choudhury, Retd. Chief Engineer, PWD.	

	2009-10	2010-11	2011-12
No of Board Meetings	5	6	8
AGM	1	1	1

## 8. Mandate/ Mission of the SLPE

Sl. No.	Main Mandate/ Objectives/ Purpose of SLPE	Present operational status	Extent of achievement of the said mandate in % or in quantitative description
1.	Identification and promotion of medium, large and mega industrial projects in the State.	Operational	100%
2.	Implementation of the State Government's package of incentives for entrepreneurs including facilitation services to the Govt. of Assam.	Operational	100%
3.	Providing financial assistance like Term Loan, bill discounting, call money market, consortium funding and working capital to the eligible entrepreneurs etc. under appropriate legal documentation.	Under suspension	N.A
4.	Participation in equity capital in public and private sector units including State Sector Unit.	Partially Operational	74%
5.	Rehabilitation and management of sick industries.	Partially Operational	50%
6.	Providing technical, financial, managerial and consultancy services to entrepreneurs.	Operational	60%
7.	Development of infrastructure projects and providing infrastructural support for implementation of State/ Central Govt. Sponsored Scheme.	Operational	100%
8.	Facilitating export promotion.	Operational	87%

## 9. Strategy and Business Plan adopted for realisation of goals as stated in the vision statement and objectives set.

- Identification and promotion of medium, large and mega industrial projects in the State.
- Implementation of the State Government's package of incentives for entrepreneurs – including facilitation services to the Govt. of Assam.
- Providing financial assistance like Term Loan, bill discounting, call money market, consortium funding and working capital to the eligible entrepreneurs etc. under appropriate legal documentation.
- Participation in equity capital in public and private sector units including State Sector Unit.
- Rehabilitation and management of sick industries.
- Providing technical, financial, managerial and consultancy services to entrepreneurs.
- Development of infrastructure projects and providing infrastructural support for implementation of State/ Central Govt. Sponsored Scheme.
- Facilitating export promotion.

## 10. Performance : MOU Rating of SLPE (year wise, if any)

	2009-10	2010-11	2011-12
MOU entered years	--	--	--
MOU Rating	--	--	--

## 11. Status of Accounts :

a. Provisional up to	--
b. Statutory Audit Completed up to	2011-12
c. Statutory Auditor appointed up to	2012-13
d. C&AG / RCS Audited up to	2011-12
e. Adopted in AGM up to	2010-11
f. Date on which AGM was held for the years	28 <sup>th</sup> Sept., 2012 (2011-12)
g. Number of Accounts in Arrears	Nil

## 12. Capital Structure : (Rs. in lakh)

		2009-10	2010-11	2011-12
A	Authorised Capital	10,000	10,000	10,000
B	Paid-up Capital	--	--	--
	a. Government of Assam	9309	9309	9309
	b. Government of India	--	--	--
	c. Others (specify)	2368	3233	3233
C	Total	11677	12542	12542

## 13. Financial performance (Rupees in Lakh) :

		2009-10	2010-11	2011-12
A	Status of Accounts			
	i ) Estimated (E)	A	A	A
	ii ) Provisional (P)			
	iii) Audited (A)			
B	Capital Investment	18989	19878	20663
C	Capital Employed	17004	16851	16515
D	State Government Investment	16621	16645	--
	a. Equity	9309	9309	9309
	b. Term Loan	3673	3692	--
	c. Subsidy/ Grant	--	--	--
	i. State	--	--	--
	ii. Centre	--	--	--
	Total	3639	3644	
	d. Guarantees	--	--	--
	i. Received	--	--	--
	ii. Committed	--	--	--
E	Loan			-
	a. State Govt. Loan	3673	3692	-
	b. Institutional Loan	--	--	--
	c. Banks Loan	--	--	--
	d. PSU Loan (Name of PSU)	--	--	--
	e. Co-operatives	--	--	--
	Total	3673	3692	--
	d. Defaults in loan repayments if any.	3673	3692	--
F	Waver of dues/ grant			
	a -	--	--	--
	b Loans converted into equity	--	--	--
	c Interest/ penal interest waived	--	--	--
	d Loans converted into Grant	--	--	--
	e Total	--	--	--

G	a. Total Turnover	1525	1200	1240
	b. Net Turnover	781	884	1143
H	Total Income	1525	1200	1240
I	Total Expenses	518	772	840
J	Total cost of production or total cost of service	--	--	--
K	DIT	--	--	--
	a. Depreciation	11	18	22
	b. Interest	--	--	--
	c. Taxes	11	32	71
	d. Total	22	50	93
L	Profit			
	a. PBIT	996	383	378
	b. PBDIT	1007	415	400
	c. PBDIT to Capital Employed	0.06	0.02	0.02
	d. PBIT to Turnover	0.66	0.32	0.32
	e. PADIT	985	352	307
	f. Surplus Generated	--	--	--
M	Accumulated Reserve	8140	4259	3926
N	Reserve and Surplus	8140	4259	3926
O	Accumulated Loss (-)	12807	12394	12061
P	Net worth (NW) (+/-)	7011	8283	8616
Q	Net Profit to Net worth	0.14	0.04	0.04
R	Return on Capital employed	17	43	50
S	Debt-Equity Ratio	0.29	0.31	0.29
T	Gross Margin	--	--	--
U	Dividend paid	--	--	--
	a %	--	--	--
	b Amount	--	--	--
V	Manpower Cost	338	528	548
W	Turnover per employee	6	3	2
X	Internal Resource Generation	781	884	1143
Y	Contribution to Exchequer Total	11	32	71
	a. Interest on Govt. loan	--	--	--
	b. Dividend	--	--	--
	c. Excise Duty	--	--	--
	d. Custom duty	--	--	--
	e. Sales Tax	--	--	--
	f. Dividend Tax	--	--	--
	g. Other duties and Taxes	11	32	71

#### 14. Physical performance :

Sl. No.	Parameter	Unit	2009-10	2010-11	2011-12
1.	Joint Sector	Cumulative Nos.	1	1	1
2.	Assisted Unit	Cumulative Nos.	17	11	7
3.	Receivable from beneficiaries	Rs. in lakh	2836.90	2605.64	2044.91
4.	Recovery rate (beneficiaries)	%	16.3	8.47	5.72



5.	Infrastructure Project (IIDs/ IGCs)	Nos.	2	1	1
6.	Industrial unit of IID, IGC & EPIP	Nos.	100	102	103
7.	Receivable from industrial unit	Rs. in lakh	233.36	274.88	411.74
8.	Recovery rate (Industrial unit)	%	25.72	17.67	35.89

#### 15. Employment (Numbers)

Sl. No.		2009-10	2010-11	2011-12
1	Total	158	146	139
	Executive/ Managerial	44	41	38
	Supervisory	58	47	44
	Field personnel/ Others	56	58	57
2	Community wise			
	SC	5	5	5
	ST	5	5	5
	OBC	5	5	6
	Minority	3	4	3
	Disabled	--	--	--
	Women	23	23	22

#### 16. Remedial action taken/ proposed to be taken on the following issues flagged by the CAG Report (for the year ended 31<sup>st</sup> March 2012)

- i. No. of outstanding Inspection Report (IRs) and paragraphs : IR para 4,5 & 11 CAG report yet to receive.
- ii. Paragraphs/ reviews for which explanatory notes were not received by the AG: Nil
- iii. Paras involving deficiencies: Nil
- iv. Paras involving recovery of money: Nil
- v. Compliance/ Non- Compliance to Accounting standards : Complied.
- vi. Internal Control & Internal Audit Systems: Nil
- vii. Status of SAR: Nil
- viii. No. of paras discussed by and pending at Committee on Public Undertakings (COPU): Nil
- ix. On CAG Recommendations / suggestions: Nil

#### 17. Major constraints :

Sl. No.	Major constraints	Action plan
1.	No budgetary support for improvement of performance.	Request has been made to the Govt. of Assam for financial support.
2.	Allocation of fund is poor for promotion of identified projects/ parks/hub.	Govt. of Assam is requested for more allocation of fund in the budget as proposed.
3.	Non availability of allotted land for implementation of various projects/ parks hub.	Govt. of Assam is requested for allocation of land.
4.	Non allocation of Govt. equity for the service rendered in Govt. company.	Request has been made to the Govt. of Assam for allocation of some portion of equity in Govt. Company.

- i Improving performance : Yes
- ii Revitalisation through implementation of VRS: No due to non-attractive VRS policy.
- iii Disinvestment etc.: No related
- iv Preparation of long term plan : Yes
- v Updating of accounts : Yes, (up to financial year 2011-12)

Reporting Date : 17.11.2012

1. Nature and incorporation :

- a. Nature of SLPE : Government Company
- b. Date of incorporation : 27<sup>th</sup> March 1962
- c. Act under which incorporated : Companies Act. 1956.

2. Administrative Department : Industries and Commerce, Govt. of Assam

3. Address of the SLPE Head Office : M.R.D. Road, Bamunimaidan, Guwahati-781021.  
( Including Telephone/ Fax/ e-mail Ph: 0361-2550264, [E-mail-asidcassam@gmail.com](mailto:E-mail-asidcassam@gmail.com) and website, if any)

4. Classification, category and operational status :

Division (As per GOI)	Major Sector area (Based on CAG & GOI classification)	Specific area of SLPE	Current status
Industry & Services	Infrastructure	Infrastructure & Trading	Performing well

5. Present CMD/ MD/ CEO/ Name, contact phone, mobile, fax and official e-mail : Mrs. Shehla Rahman, ACS., Managing Director, ASIDC Ltd. Ph: 9435049590(M) Ph: 0361-2550264 [E-mail-asidcassam@gmail.com](mailto:E-mail-asidcassam@gmail.com)

6. A. Composition of the Board as on 1<sup>st</sup> April, 2013.

Designation	Name	Official Designation/ Member eligible	Tenure	Date on which any member is retiring this year	Contact numbers
Chairman	Shri Atuwa Munda	MLA, Tingkhong, Assam	--	--	9435476625
Director	Ms. Shehla Rahman, ACS	MD, ASIDC Ltd.	--	--	9435049590
Director	Sri Rajesh Prasad, IAS	MD, AIDC	--	--	--
Director	Shri H.K. Sarma, IAS	Commissioner & Secretary, GOA	--	--	--
Director	Shri Sanat Kalita, ACS	Jt. Secretary, GOA	--	--	9435085565
Director	Shri M.U. Ahmed	Addl. Director I&C Department, GOA	--	--	9435729154
Director	Smti. Eva Deka,	Jt. Director, Finance (EA) Department	--	--	9435119360
Director	Shri Imdad Hussain	Entrepreneur	--	--	9854056050
Director	Smti Deepali Rajkhowa	Entrepreneur	--	Nil	9854063487
Director	Shri Ranjan Bora	Social Worker	--	Nil	9435149027

Sl. No.	Sub-committee	Mandate	Composition/ Members	Remarks
1.	Manpower Committee	Manpower development re-organization & restructuring.	3	
2.	Committee on allotment of shed/land	Allotment of Shed/Land to the eligible SSI unit.	3	

## 7. The number of Board meetings and AGM held (year wise, for last three years)

	2009-10	2010-11	2011-12
No of Board Meetings	4	3	3
AGM	1	1	1

## 8. Mandate/ Mission of the SLPE

Sl. No.	Main Mandate/ Objectives/ Purpose of SLPE	Present operational status	Extent of achievement of the said mandate in % or in quantitative description
	Promotion of Small Industries in the State of Assam.	In operation	---

## 9. Strategy and Business Plan adopted for realisation of goals as stated in the vision statement and objectives set.: NA

## 10. Performance : MOU Rating of SLPE (year wise, if any)

	2009-10	2010-11	2011-12
MOU entered years	Nil	Nil	Nil
MOU Rating	Nil	Nil	Nil

## 11. Status of Accounts :

a. Provisional up to	2010-11
b. Statutory Audit Completed up to	1994-95
c. Statutory Auditor appointed up to	2011-12
d. C&AG / RCS Audited up to	1992-93
e. Adopted in AGM up to	1992-93
f. Date on which AGM was held for the years	--
g. Number of Accounts in Arrears	18 Years

## 12. Capital Structure : (Rs. in lakh)

		2009-10	2010-11	2011-12
A	Authorised Capital	700	700	700
B	Paid-up Capital			
	a. Government of Assam	651	651	651
	b. Government of India	Nil	Nil	Nil
	c. Others (specify)	Nil	Nil	Nil
C	Total	651	651	651

## 13. Financial performance (Rupees in Lakh) :

128

		2009-10	2010-11	2011-12
A	Status of Accounts			
	i ) Estimated (E)	P	P	E
	ii ) Provisional (P)			
	iii) Audited (A)			
B	Capital Investment	765	765	765
C	Capital Employed	--	--	--
D	State Government Investment	765	765	765
	a. Equity	651	651	651
	b. Term Loan	114	114	114
	c. Subsidy/ Grant	Nil	Nil	Nil
	i. State	Nil	Nil	Nil
	ii. Centre	Nil	Nil	Nil
	Total	Nil	Nil	Nil
	d. Guarantees	Nil	Nil	Nil
	i. Received	Nil	Nil	Nil
	ii. Committed	Nil	Nil	Nil
E	Loan			
	a. State Govt. Loan	114	114	114
	b. Institutional Loan	Nil	Nil	Nil
	c. Banks Loan	Nil	Nil	Nil
	d. PSU Loan (Name of PSU)	Nil	Nil	Nil
	e. Co-operatives	Nil	Nil	Nil
	Total	114	114	114
	d. Defaults in loan repayments if any.	Nil	Nil	Nil
F	Waver of dues/ grant	Nil	Nil	Nil
	a Loan repayment written of	Nil	Nil	Nil
	b Loans converted into equity	Nil	Nil	Nil
	c Interest/ penal interest waived	Nil	Nil	Nil
	d Loans converted into Grant	Nil	Nil	Nil
	e Total	Nil	Nil	Nil
G	a. Total Turnover	9153	10262	14850
	b. Net Turnover	8814	9759	14191
H	Total Income	441	631	870
I	Total Expenses	302	520	737
J	Total cost of production or total cost of service	--	--	--
K	DIT			
	a. Depreciation	2	3	3
	b. Interest	--	--	--
	c. Taxes	13	1	1
	d. Total	15	4	4
L	Profit			
	a. PBIT	151	133	132
	b. PBDIT	153	136	135
	c. PBDIT to Capital Employed	--	--	--
	d. PBIT to Turnover	0.02	0.01	0.01
	e. PADIT	139	132	132
	f. Surplus Generated	--	--	--

M	Accumulated Reserve	--	--	--
N	Reserve and Surplus	--	--	--
O	Accumulated Loss (-)	--	--	--
P	Net worth (NW) (+/-)	50	26	26
Q	Net Profit to Net worth	2.78	5.08	5.08
R	Return on Capital employed	--	--	--
S	Debt-Equity Ratio	--	--	--
T	Gross Margin	--	--	--
U	Dividend paid	Nil	Nil	Nil
	a %	--	--	--
	b Amount	--	--	--
V	Manpower Cost	--	--	--
W	Turnover per employee	--	--	--
X	Internal Resource Generation	31	--	--
Y	Contribution to Exchequer Total			
	a. Interest on Govt. loan	Nil	Nil	Nil
	b. Dividend	Nil	Nil	Nil
	c. Excise Duty	Nil	Nil	Nil
	d. Custom duty	Nil	Nil	Nil
	e. Sales Tax	NA	NA	NA
	f. Dividend Tax	NA	NA	NA
	g. Other duties and Taxes	NA	NA	NA

#### 14. Physical performance :

Sl. No.	Parameter	Unit	2009-10	2010-11	2011-12
	-	-	NA	NA	NA

#### 15. Employment (Numbers)

Sl.No.		2009-10	2010-11	2011-12
1	Total	143	143	133
	Executive/ Managerial	3	3	2
	Supervisory	13	13	12
	Field personnel/ Others	127	127	119
2	Community wise			
	SC	6	6	5
	ST	10	10	10
	OBC	16	16	16
	Minority	9	9	9
	Disabled	1	1	1
	Women	17	17	17

#### 16. Remedial action taken/ proposed to be taken on the following issues flagged by the CAG Report (for the year ended 31<sup>st</sup> March 2012)

- i. No. of outstanding Inspection Report (IRs) and paragraphs : NA
- ii. Paragraphs/ reviews for which explanatory notes were not received by the AG : NA
- iii. Paras involving deficiencies : NA
- iv. Paras involving recovery of money : NA
- v. Compliance/ Non- Compliance to Accounting standards : NA
- vi. Internal Control & Internal Audit Systems : NA
- vii. Status of SAR : NA
- viii. No. of paras discussed by and pending at Committee on Public Undertakings (COPU) : NA
- ix. On CAG Recommendations / suggestions : NA

Sl. No.	Major constraints	Action plan
1	Shortage of manpower in key position as well as specialize and professional person.	--
2	Non-recovery of old O/S dues.	--
3	Lack of fund for taking up promotional schemes.	--
4	Pending court cases, particularly relating to the cases under Delayed Payment Act. due to non-release of payment by few Govt. Department against supply of goods under APSP Act.	--

## 18. Action taken for :

- i Improving performance : NA
- ii Revitalisation through implementation of VRS : Does not arise.
- iii Disinvestment etc. : Does not arise.
- iv Preparation of long term plan : Under consideration.
- v Updating of accounts : Under progress.

Reporting Date : 06-05-2013.

1. Nature and incorporation :

- a. Nature of SLPE : Government Corporation
- b. Date of incorporation : 08.02.1990
- c. Act under which incorporated : Assam Industrial Infrastructure Development Corporation Act, 1990.

2. Administrative Department : Industries & Commerce Department, Govt. of Assam.

3. Address of the SLPE Head Office : Industrial Estate Bamunimaidam, Guwahati-  
( Including Telephone/ Fax/ 781021 Phone No. 0361-2556864 (Fax), email ID:  
e-mail and website, if any) [md@aiidcassam.com](mailto:md@aiidcassam.com), website:www.aiidcassam.com.

4. Classification, category and operational status

Division	Major Sector area (Based on CAG & GOI classification)	Specific area of SLPE	Current status
(A) Industry & Services	others	Activities on Industrial Infrastructure	Performance improving

5. Present CMD/ MD/ CEO/ Name, contact phone, mobile, fax and official e-mail :Shri  
Prafulla Kr.Saikia.,0361-2556864 (Fax),9435015207(M), 0361-2556864, email ID:  
[md@aiidcassam.com](mailto:md@aiidcassam.com), website:www.aiidcassam.com.

6. A. Composition of the Board as on 1<sup>st</sup> June 2010 :

Designation	Name	Official Designation/ Member eligible	Tenure	Date on which any member is retiring this year	Contact numbers
Chairman	---	Principal Secretary to the Govt. of Assam, Industries & Commerce Deptt. Dispur,Guwhati-6	---	---	---
Member	---	Secretary, Govt. of Assam,Finance Deptt. Dispur,Guwhati-6	---	---	---
Member	---	Secretary, Govt. of Assam, Revenue Deptt. Dispur,Guwhati-6	---	---	---
Member	---	The Commissioner of Industries & Commerce, Assam Udyog Bhawan, Bamunimaidam, Guwahati-21	---	---	---
Member	---	Director of Public Enterprise, Assam Govt. of Assam Dispur,Guwahati-6	---	---	---
Member	---	The Managing Director, AIDC Ltd. R.G. Barua Road,Guwhati-21	---	---	---
Member	---	The Managing Director, ASIDC Ltd. R.G. Bamunimaidam Guwhati- 21	---	---	---



Member Convener	---	The Managing Director, AIDC Ltd. Industrial Estate, Bamunimaidam Guwhati-21	---	---	---
Member	---	The Chief Engineer (Distribution), ASEB Bijuli Bhawan, Paltan Bazar, Guwahati	---	---	---
---	---	---	---	---	---
---	---	---	---	---	---

B. Various sub-committees constituted by the Board of Directors for different activities.

Sl. No.	Sub-committee	Mandate	Composition/ Members	Remarks
	N I L			

7. The number of Board meetings and AGM held (year wise, for last three years)

	2009-10	2010-11	2011-12
No of Board Meetings	1	1	2
AGM	NIL	NIL	NIL

8. Mandate/ Mission of the SLPE

Sl. No.	Main Mandate/ Objectives/ Purpose of SLPE	Present operational status	Extent of achievement of the said mandate in % or in quantitative description
	Infrastructure Development of Industrial Activities	In operation	IGC, Chaygaon IIDC Rangia IIDC Banderdewa IIDC Serfanguri BTC Sutarkandi

9. Strategy and Business Plan adopted for realisation of goals as stated in the vision statement and objectives set : NA

10. Performance : MOU Rating of SLPE (year wise, if any)

	2009-10	2010-11	2011-12
MOU entered years	Nil	Nil	Nil
MOU Rating	Nil	Nil	Nil

11. Status of Accounts :

a. Provisional up to	2009-10
b. Statutory Audit Completed up to	Not covered under Statutory Audit
c. Statutory Auditor appointed up to	Not covered under Statutory Audit
d. C&AG / RCS Audited up to	AG has not yet taken up Audit
e. Adopted in AGM up to	Nil
f. Date on which AGM was held for the years	Nil
g. Number of Accounts in Arrears	15 years

		2009-10	2010-11	2011-12
A	Authorised Capital	NIL	NIL	NIL
B	Paid-up Capital	NIL	NIL	NIL
	a. Government of Assam	NIL	NIL	NIL
	b. Government of India	NIL	NIL	NIL
	c. Others (specify)	NIL	NIL	NIL
C	Total	NIL	NIL	NIL

## 13. Financial performance (Rupees in Lakh) :

		2009-10	2010-11	2011-12
A	Status of Accounts			
	i ) Estimated (E)			
	ii ) Provisional (P)	P	P	P
	iii) Audited (A)			
B	Capital Investment	9570	10970	12750
C	Capital Employed	9570	10970	12750
D	State Government Investment	4132	6081	7722
	a. Equity	--	--	--
	b. Term Loan	--	--	--
	c. Subsidy/ Grant	4132	6081	7722
	i. State	--	--	--
	ii. Centre	--	--	--
	Total	4132	6081	7722
	d. Guarantees			
	i. Received	--	--	--
	ii. Committed	--	--	--
E	Loan			
	a. State Govt. Loan	--	--	--
	b. Institutional Loan	--	--	--
	c. Banks Loan	--	--	--
	d. PSU Loan (Name of PSU)	--	--	--
	e. Co-operatives	--	--	--
	Total	--	--	--
	d. Defaults in loan repayments if any.	--	--	--
F	Waver of dues/ grant			
	a Loan repayment written of	--	--	--
	b Loans converted into equity	--	--	--
	c Interest/ penal interest waived	--	--	--
	d Loans converted into Grant	--	--	--
	e Total	--	--	--
G	a. Total Turnover	731	183	194
	b. Net Turnover	731	183	194
H	Total Income	772	194	274
I	Total Expenses	739	110	134
J	Total cost of production or total cost of service	737	110	134
K	DIT			
	a. Depreciation	--	--	--
	b. Interest	--	--	--
	c. Taxes	2	--	--
	d. Total	2	--	--

L	Profit			
	a. PBIT	35	84	140
	b. PBDIT	35	84	140
	c. PBDIT to Capital Employed	--	--	--
	d. PBIT to Turnover	--	--	--
	e. PADIT	33	84	140
	f. Surplus Generated	--	--	--
M	Accumulated Reserve	--	--	--
N	Reserve and Surplus	--	--	--
O	Accumulated Loss (-)	--	--	--
P	Net worth (NW) (+/-)	--	--	--
Q	Net Profit to Net worth	--	--	--
R	Return on Capital employed	0.35%	0.77%	0.1.10%
S	Debt-Equity Ratio	--	--	--
T	Gross Margin	--	--	--
U	Dividend paid			
	a %	--	--	--
	b Amount	--	--	--
V	Manpower Cost	1	4	2
W	Turnover per employee	--	--	--
X	Internal Resource Generation	NA	NA	NA
Y	Contribution to Exchequer Total			
	a. Interest on Govt. loan	NA	NA	NA
	b. Dividend	NA	NA	NA
	c. Excise Duty	NA	NA	NA
	d. Custom duty	NA	NA	NA
	e. Sales Tax	NA	NA	NA
	f. Dividend Tax	NA	NA	NA
	g. Other duties and Taxes	NA	NA	NA

14. Physical performance :

Sl. No.	Parameter	Unit	2009-10	2010-11	2011-12
-	-	-	NA	NA	NA

15. Employment (Numbers) :

All the employees working with the organization one either attachment, temporary or on contractual basis.

16. Remedial action taken/ proposed to be taken on the following issues flagged by the CAG Report (for the year ended 31<sup>st</sup> March 2011)

Not applicable.

17. Major constraints :

Sl. No.	Major constraints	Action plan
	Nor reported	

- i Improving performance : NA
- ii Revitalisation through implementation of VRS: NA
- iii Disinvestment etc. : NA
- iv Preparation of long term plan: NA
- v Updating of accounts: NA

Reporting Date : 8.05.2013

## 19. Assam Hills Small Industries Development Corporation Ltd.

### 1. Nature and incorporation :

136

- a. Nature of SLPE : Government Company
- b. Date of incorporation : 30-03-1968
- c. Act under which incorporated : Companies Act. 1956.

### 2. Administrative Department : Hill Areas Department , Govt. of Assam

### 3. Address of the SLPE Head Office : Dilajee Diphu, Karbi Anglong , PIN : 782460 ( Including Telephone/ Fax/ e-mail and website, if any)

### 4. Classification, category and operational status :

Division (As per GOI)	Major Sector area (Based on CAG & GOI classification)	Specific area of SLPE	Current status
Industry	Infrastructure	Manufacturing	Revival process initiated and work is in progress

### 5. Present CMD/ MD/ CEO/ Name, contact phone, mobile, fax and official e-mail : Shri H.K. Nath, ACS, Mobile No : 9435078799

### 6. A. Composition of the Board as on 21<sup>st</sup> April, 2012.

Designation	Name	Official Designation/ Member eligible	Tenure	Date on which any member is retiring this year	Contact numbers
Chairman	Chandra Sing Teron	Chairman	w.e.f. 21.04.2012	--	9435067216
Director	Shri H.K. Nath, ACS	Addl. Deputy Commissioner, Karbi Anglong	w.e.f. 21.04.2012	--	9435078799
Director	-	CEM, KAAC	w.e.f. 21.04.2012	--	--
Director	-	CEM, DHAC Haflong	w.e.f. 21.04.2012	--	--
Director	-	Adviser (F), PE Department, GOA	w.e.f. 21.04.2012	--	--
Director	-	Deputy Commissioner, Karbi Anglong	w.e.f. 21.04.2012	--	--
Director	-	Deputy Commissioner, Dima Hasao, Haflong	w.e.f. 21.04.2012	--	--
Director	-	Deputy Secretary, Hill Areas Department Dispur	w.e.f. 21.04.2012	--	--
Director	-	Deputy Secretary, Industries & Commerce Dispur	w.e.f. 21.04.2012	--	--
Director	-	Director Institutional Finance Dispur	w.e.f. 21.04.2012	--	--

Sl. No.	Sub-committee	Mandate	Composition/ Members	Remarks
	Nil	Nil	Nil	Nil

## 7. The number of Board meetings and AGM held (year wise, for last three years)

	2009-10	2010-11	2011-12
No of Board Meetings	3	4	4
AGM	1	2	2

## 8. Mandate/ Mission of the SLPE

Sl. No.	Main Mandate/ Objectives/ Purpose of SLPE	Present operational status	Extent of achievement of the said mandate in % or in quantitative description
	To promote, Develop and set up small scale industries in the Hill Districts of Assam.	Revival of the Enterprise	1. Commissioned of FPU, Deithor under RSVY scheme and commissioned of packaged Drinking Water plant at FPU Complex, Deithor from its own sources & others and Commercial Production started from July/2012. II. Undertaken 2012-13 Pilot Project for Citronella & Rubber plantation at Manja Gandhinagar under allotted land. III. Commissioned of Turmeric Pulverisation Unit, Manja.

## 9. Strategy and Business Plan adopted for realisation of goals as stated in the vision statement and objectives set :

To make AHSIDC Ltd. a profitable enterprise the following actions have been taken up :

- i. New plantation of Rubber and Citronella grass.
- ii. Increase of production.
- iii. Modernisation of Factory
- iv. Emphasis on quality production of “KANCH” products
- v. Cost control.

## 10. Performance : MOU Rating of SLPE (year wise, if any)

	2009-10	2010-11	2011-12
MOU entered years	Nil	Nil	Nil
MOU Rating	Nil	Nil	Nil

## 11. Status of Accounts :

a. Provisional up to	2011-12
b. Statutory Audit Completed up to	1993-94 (report yet to be received)
c. Statutory Auditor appointed up to	2004-05
d. C&AG / RCS Audited up to	1990-91
e. Adopted in AGM up to	1990-91 dated 27-8-2012
f. Date on which AGM was held for the years	27-8-2012 for 1990-91
g. Number of Accounts in Arrears	20 years

		2009-10	2010-11	2011-12
A	Authorised Capital	500	500	500
B	Paid-up Capital			
	a. Government of Assam	200	200	200
	b. Government of India	-	-	-
	c. Others (specify)	-	-	-
C	Total	200	200	200

## 13. A. Financial performance (Rupees in Lakh) :

		2009-10	2010-11	2011-12
A	Status of Accounts			
	i ) Estimated (E) ii ) Provisional (P) iii) Audited (A)	P	P	P
B	Capital Investment	1848	1848	2012
C	Capital Employed	110	84	216
D	State Government Investment	1847	1847	2011
	a. Equity	200	200	200
	b. Term Loan	1485	1485	1649
	c. Subsidy/ Grant	-	-	-
	i. State	Nil	Nil	Nil
	ii. Centre	162	162	162
	Total	162	162	162
	d. Guarantees	Nil	Nil	Nil
	i. Received	Nil	Nil	Nil
	ii. Committed	Nil	Nil	Nil
E	Loan			
	a. State Govt. Loan	1485	1485	1649
	b. Institutional Loan	Nil	Nil	Nil
	c. Banks Loan	Nil	Nil	Nil
	d. PSU Loan (Name of PSU)	Nil	Nil	Nil
	e. Co-operatives	Nil	Nil	Nil
	Total	1485	1485	1649
	d. Defaults in loan repayments if any.	1485	1485	1649
F	Waver of dues/ grant			
	a Loan repayment written of	Nil	Nil	Nil
	b Loans converted into equity	Nil	Nil	Nil
	c Interest/ penal interest waived	Nil	Nil	Nil
	d Loans converted into Grant	Nil	Nil	Nil
	e Total	Nil	Nil	Nil
G	a. Total Turnover	8	7	No Production
	b. Net Turnover	8	6	No Production
H	Total Income	8	7	Nil
I	Total Expenses	75	60	27
J	Total cost of production or total cost of service	13	35	No Production

K	DIT			
	a. Depreciation	2	3	2
	b. Interest	Nil	Nil	Nil
	c. Taxes	Nil	0.5	Nil
	d. Total	2	4	2
L	Profit/Loss			
	a. PBIT	(75)	(20)	(27)
	b. PBDIT	(73)	(16)	(25)
	c. PBDIT to Capital Employed	Nil	Nil	Nil
	d. PBIT to Turnover	Nil	Nil	Nil
	e. PADIT	(75)	(20)	(27)
	f. Surplus Generated	Nil	Nil	Nil
M	Accumulated Reserve	Nil	Nil	Nil
N	Reserve and Surplus	Nil	Nil	Nil
O	Accumulated Loss (-)	1377	1396	1423
P	Net worth (NW) (+/-)	(1177)	(1196)	(1223)
Q	Net Profit to Net worth	--	--	--
R	Return on Capital employed	--	--	--
S	Debt-Equity Ratio	--	--	--
T	Gross Margin	--	--	--
U	Dividend paid	Nil	Nil	Nil
	a %	--	--	--
	b Amount	--	--	--
V	Manpower Cost	--	15	--
W	Turnover per employee	0.16	0.13	--
X	Internal Resource Generation	--	--	--
Y	Contribution to Exchequer Total	--	0.05	--
	a. Interest on Govt. loan	Nil	Nil	Nil
	b. Dividend	Nil	Nil	Nil
	c. Excise Duty	Nil	Nil	Nil
	d. Custom duty	Nil	Nil	Nil
	e. Sales Tax	Nil	0.05	Nil
	f. Dividend Tax	Nil	Nil	Nil
	g. Other duties and Taxes	Nil	Nil	Nil

#### 14. Physical performance :

Sl. No.	Parameter	Unit	2009-10	2010-11	2011-12
1.	M. Oil	qtls.	34.16	73.36	Nil
2	Fruit products	ton	1	5.40	4.40
3.	Citronella Oil	ltrs.	149	21.55	150
4	Packaged Drinking Water Plant, Deihor	FPU.Deithor Complex	--	--	--
5.	Turmeric Pulverisation	ton	--	1.5	--

N.B. Production of Packaged Drinking Water Plant has started from July/2012.



Sl.No.		2009-10	2010-11	2011-12
1	Total	54	52	51
	Executive/ Managerial	9	8	8
	Supervisory	4	4	3
	Field personnel/ Others	41	40	40
2	Community wise			
	SC	3	2	2
	ST	26	25	25
	OBC	4	4	4
	Minority	1	--	--
	Disabled	Nil	Nil	Nil
	Women	4	3	3

16. Remedial action taken/ proposed to be taken on the following issues flagged by the CAG Report (for the year ended 31<sup>st</sup> March 2012)

- i. No. of outstanding Inspection Report (IRs) and paragraphs : Nil
- ii. Paragraphs/ reviews for which explanatory notes were not received by the AG : All the replies sent to A.G.
- iii. Paras involving deficiencies : Remedial action proposed to be taken during 2012-13.
- iv. Paras involving recovery of money : Remedial action has already been taken during 2011-12.
- v. Compliance/ Non- Compliance to Accounting standards : Complied.
- vi. Internal Control & Internal Audit Systems : Proposed to be taken during 2012-13.
- vii. Status of SAR : SAR completed upto 1993-94. Remedial action has already been taken for appointing the existing Statutory Auditor M/S S.S. Agarwal & Co., Chartered Accountant.
- viii. No. of paras discussed by and pending at Committee on Public Undertakings (COPU) : Committee on Public Undertakings (COPU) : Remedial action has already been taken for consideration of paras pending at COPU.
- ix. On CAG Recommendations / suggestions : The Management of AHSIDC Ltd. Diphu has given thrust and due attention on the recommendations/ suggestions in corporate in the report of the CAG of India for the year ended 31<sup>st</sup> March, 2012.

17. Major constraints :

Sl. No.	Major constraints	Action plan
1	Administrative & over head cost which amounts to Rs. 265.00 lakhs.	Submitted VRS. Proposal for 16 nos. of Employees for Rs. 265.00 lakhs.
2	Shortage of fund to meet shortfall, addl. requirement for machineries etc. & packing materials etc.	i. Installation of Blow Moulding Machine etc. for making PET bottle for water bottling project etc. ii. Pilot project for cultivation of citronella, purchase of Citronella grass & Turmeric from growers.
3.	Agro-based industries depend on seasonal variety like Pineapple, Orange, M. seed, Turmeric Etc. Raw material are to be procured during the season. But could not be done due to delay of release of fund from the Govt. and thereby required to be purchased at high price and affected cost of production etc.	iii. Expansion of Rubber plantation including Rubber Nursery. iv. PPP for M. Oil Mill and other related Development activities are under taken during the current Financial year 2012-13.
4.	Revitalization of the Enterprise without having the Budgetary support under the head of pay component.	v. Proposal submitted to the Govt. for pay component & revision of pay etc. of the Employees of the Enterprise.

- i Improving performance : Downsizing the enterprise through VRS option and new short term and long term Projects/ Schemes have been undertaken.
- ii Revitalisation through implementation of VRS: : VRS Revised Proposal/Status Report of VRS. etc. during 2012-13 for Rs. 265.00 lakhs was furnished to the Govt.
- iii Disinvestment etc. : Nil
- iv Preparation of long term plan : Rubber & Nursery plantation have been taken from 2008-09 onwards.
- v Updating of accounts : Provisional accounts have been updated up to 2011-12.

Reporting Date : 12.11.2012

.

1. Nature and incorporation :

- a. Nature of SLPE : Statutory Corporation  
b. Date of incorporation : 19. 04. 1954  
c. Act under which incorporated : SFCs Act, 1951

2. Administrative Department : Finance (Economic Affairs) Department, Govt. of Assam,

3. Address of the SLPE Head Office : Assam Financial Corporation “Vittiya Bhavan”  
( Including Telephone/ Fax/ e-mail Md Shah Road, Paltan Bazar, Guwahati-8 Ph. No. 0361-2739839/2633658 Fax No. 0361-2521859 and website if any) Email: [afcghy@gmail.com](mailto:afcghy@gmail.com) Website: [www.afconline.gov.in](http://www.afconline.gov.in)

4. Classification category and operational status :

Division (As per GOI)	Major Sector area (Based on CAG & GOI classification)	Specific area of SLPE	Current status
1	2	3	4
Services	Finance	Finance	Revival process is under way and performance is gradually improving.

5. Present CMD/ MD/ CEO/ Name, contact phone, mobile, fax and official e-mail :

Dr. J.Balaji, IAS, Managing Director, Ph. No- 0361-2635639, Mobile No. 9435091114, 9859916501 Email : [balajias@hotmail.com](mailto:balajias@hotmail.com), [afcghy@hotmail.com](mailto:afcghy@hotmail.com)

6. A. Composition of the Board as on 1<sup>st</sup> November, 2012 :

Designations in the Corporation	Name	Official Designation/ Member eligible	Tenure	Date on which any member is retiring this year	Contact numbers
Chairman	Sri Abhijit Baruah	---	---	---	9435023874
Director	Dr. J.Balaji, IAS	Managing Director, AFC	--	--	9435091114
Director	Sri Rajkamal Bhuyan	CA	--	--	9435013943
Director	Sri Rahul Rahtogi	GM, SIDBI	--	--	9706008737
Director	Shri Rajesh Prasad, IAS	Commissioner, Industries & Commerce, GOA	--	--	0361-2550243

6. B. Various sub-committees constituted by the Board of Directors for different activities.

Sl. No	Sub-committee	Mandate	Composition/ Members	Remarks
1.	Audit Committee	Review of internal audit function system & its quality	5 nos	
2.	Investment Committee	Investment of surplus fund	3 nos	
3.	Central Tender Committee	Disposal of taken over assets	7 nos	

4.	Loan Processing Committee	Scrutiny of loan proposals	5 nos	143
5.	OTS Committee	Settlement of loan account	5 nos	
6.	Sub Grievance Redressal Committee	Settlement of staff Grievances	4 nos	

7. The number of Board meetings and AGM held (year wise, for last four years)

	2009-10	2010-11	2011-12
No of Board Meetings	4	5	9
AGM	1	1	1

8. Mandate/ Mission of the SLPE

Sl. No.	Main Mandate/ Objectives/ Purpose of SLPE	Present operational status (Rs. in lakh)- target	Extent of achievement of the said mandate in % or in quantitative description (as on 31.10.2012)
1.	Sanction	7700	6.097
2.	Disbursement	4700	15.93
3.	Recovery	1750	36.50

9. Strategy and Business Plan adopted for realisation of goals as stated in the vision statement and objectives set. :

10. Performance : MOU Rating of SLPE (year wise, if any)

	2009-10	2010-11	2011-12
MOU entered years	NIL	NIL	NIL
MOU Rating	NIL	NIL	NIL

11. Status of Accounts :

a. Provisional up to	2011-12
b. Statutory Audit Completed up to	2011-12
c. Statutory Auditor appointed up to	2012-13
d. C&AG Audited up to	2011-12
e. Adopted in AGM up to	2011-12
f. Date on which AGM was held for the years	26.07.2012
g. Number of Accounts in Arrears	Nil

12. Capital Structure : Rs. in lakh

		2009-10	2010-11	2011-12
A	Authorised Capital	2000	15000	15000
B	Paid-up Capital			
	a. Government of Assam	1285	1285	1685
	b. Government of India /IDBI/SIDBI	444	444	444
	c. Others (specify)	111	111	111
C	Total	1840	1840	2240

14. Financial performance (Rupees in Lakh) :

		2009-10	2010-11	2011-12
A	Status of Accounts			
	i Estimated (E)	A	A	A
	ii Provisional (P)			
	iii Audited (A)			

B	Capital Investment	3240	3240	3640
C	Capital Employed	5436	5680	5799
D	State Government Investment	2685	2685	3085
	a. Equity	1285	1285	1685
	b. Term Loan	1400	1400	1400
	c. Subsidy/ Grant			
	i. State	--	--	--
	ii. Centre	--	--	--
	Total			
	d. Guarantees			
	i. Received	--	--	--
	ii. Committed	--	--	--
E	Loan			
	a. State Govt. Loan	1400	1400	1400
	b. Institutional Loan	--	--	--
	c. Bank Loan	--	--	--
	d. PSU Loan (Name of PSU)	--	--	--
	e. Co-operative Loan	--	--	--
	Total	1400	1400	1400
	f. Defaults in loan repayments if any.	Nil	Nil	Nil
F	Waver of dues/ grant			
	a. Loan repayment written of	Nil	Nil	Nil
	b. Loans converted into equity	Nil	Nil	Nil
	c. Interest/ penal interest waived	Nil	Nil	Nil
	d. Loans converted into Grant	Nil	Nil	Nil
	e. Total	Nil	Nil	Nil
G	a. Total Turnover	586	685	586
	b. Net Turnover	--	--	--
H	Total Income	586	685	586
I	Total Expenses	400	563	477
J	Total cost of production or total cost of service	--	--	--
K	DIT			
	a. Depreciation	11	9	11
	b. Interest	15	40	20
	c. Taxes	14	0	0
	d. Total	40	49	31
L	Profit/(Loss)			
	a. PBIT	200	162	129
	b. PBDIT	211	171	140
	c. PBDIT to Capital Employed	0.04	0.03	0.02
	d. PBIT to Turnover	--	--	--
	e. PADIT	171	122	109
	f. Surplus Generated	--	--	--
M	Accumulated Reserve	--	--	--
N	Reserve and Surplus	283	283	340
O	Accumulated Loss (-)	153	80	0
P	Net worth (NW) (+/-)	1949	2022	2561
Q	Net Profit to Net worth	0.09	0.07	0.04
R	Return on Capital employed	6.07%	5.74%	4.63%
S	Debt–Equity Ratio	0.72	0.69	0.54
T	Gross Margin	--	--	--
U	Dividend paid			
	a %	Nil	Nil	Nil
	b Amount	--	--	--
V	Manpower Cost	332	443	402
W	Turnover per employee	--	--	--

X	Internal Resource Generation	--	--	--
Y	Contribution to Exchequer Total	15	40	20
	a. Interest on Govt. loan	15	40	20
	b. Dividend	--	--	--
	c. Excise Duty	--	--	--
	d. Custom duty	--	--	--
	e. Sales Tax	--	--	--
	f. Dividend Tax	--	--	--
	g. Other duties and Taxes	--	--	--

#### 14. Physical performance :

Sl. No.	Parameter	Unit	2009-10	2010-11	2011-12
1	Sanction	Rs. in lakhs	728	1439	3039
2	Disbursement	Rs. in lakhs	378	882	961
3	Recovery	Rs. in lakhs	695	705	1018

#### 15. Employment (Numbers)

Sl.No.		2009-10	2010-11	2011-12
1	Total	165	163	161
	Executive/ Managerial	12	12	11
	Supervisory	59	57	56
	Field personnel/ Others	94	94	94
2	Community wise			
	SC	5	5	5
	ST	12	12	11
	OBC	33	32	32
	Minority	13	13	13
	Disabled	--	--	--
	Women	13	12	12

#### 16. Remedial action taken/ proposed to be taken on the following issues flagged by the CAG Report (for the year ended 31<sup>st</sup> March 2012) :

Reply to CAG in respect of POS sent vide letter No.AFC/Accts./AG/380/12-13/1316 dated 12.09.2012

- i. No. of outstanding Inspection Report (IRs) and paragraphs: Nil
- ii. Paragraphs/ reviews for which explanatory notes were not received by the AG : Nil
- iii. Paras involving deficiencies: 3 Nos.
- iv. Paras involving recovery of money : Nil
- v. Compliance/ Non- Compliance to Accounting standards : Complied
- vi. Internal Control & Internal Audit Systems: The Corporation has its own Internal Audit Cell
- vii. Status of SAR : Upto date upto 2011-12
- viii. No. of paras discussed by and pending at Committee on Public Undertakings (COPU) : Nil
- ix. On CAG Recommendations / suggestions : Nil

**17. Major constraints :**

Sl. No.	Major constraints	Action plan
1	Paucity of lendable fund	Proposal for equity and soft loan support submitted to Govt. of Assam and refinance support requested from SIDBI.
2	Burden of NPA	NPA Management Committee constituted for close monitoring and proper settlement of NPA account and the NPA percentage is improving regularly.

**18. Action taken for :**

- i Improving performance :
- ii Revitalisation through implementation of VRS : VRS and CRS policy has been implemented and 37 nos. of employees have been availed the same including 1 CRS's.
- iii Disinvestment etc. : At present there is no such proposal
- iv Preparation of long term plan :  

The Corporation has defined its goal as per its vision statement to expand its business operations by diversification into new financial services activities and to meet the diverse needs of the customers in responsive and efficient manner. The corporation has also in place of new business strategies to its goal. A draft MOU has been submitted to the Govt. of Assam, PE Department with projections of portfolios for 5 years.
- v Updating of accounts: Accounts are up to date .

Reporting Date: 30-11-2012

## 21. Assam State Film (Finance & Development) Corporation Ltd.

### 1. Nature and incorporation:

- a. Nature of SLPE : Government Company  
 b. Date of incorporation : 4<sup>th</sup> September, 1974  
 c. Act under which incorporated : Companies Act, 1956

2. Administrative Department : Cultural Affairs Department, Govt. of Assam

3. Address of the SLPE Head Office : Shilpagram Road, Panjabari, Guwahati-781037  
 (Including Telephone/ Fax/ e-mail : Ph. No.9207044506, Tele Fax(0361)2335242  
 and website if any) e mail: [asffdcnpj@gmail.com](mailto:asffdcnpj@gmail.com)

### 4. Classification category and operational status :

Division (As per GOI)	Major Sector area (Based on CAG & GOI classification)	Specific area of SLPE	Current status
Services	Finance	Finance for production of Films	Performance improving

### 5. Present CMD/ MD/ CEO/ Name, contact phone, mobile, fax and official e-mail :

Mrs Nazreen Ahmed, ACS, Managing Director, 9207044506(O) Tele Fax (0361)2335242,  
 e mail: [asffdcnpj@gmail.com](mailto:asffdcnpj@gmail.com)

### 6. A. Composition of the Board as on 1<sup>st</sup> November , 2012:

Designation	Name	Official Designation/ Member eligible	Tenure	Date on which any member is retiring this year	Contact numbers
Chairperson	Mrs. Bobeeta Sarma	--	As per Govt. Notification	--	0361- 2335242
Director	Sri Swapnanil Barua, IAS (Since Transferred)	Secretary Cultural Affairs Deptt.	Do	--	--
Director	Ms. Purabi Sonowal, IAS	Addl. Secretary Finance Deptt.	Do	Transferred	--
Director	Sri P.K.Das	Adviser (F), PE Deptt	Do	--	--
Managing Director	Mrs. Nazreen Ahmed, ACS	Managing Director, ASF(F&D)C	Do	--	98640- 47670



## 6.B. Various sub-committees constituted by the Board of Directors for different activities.

Sl. No.	Sub-committee	Mandate	Composition/ Members	Remarks
1	Artist Welfare Fund	--	1. Mrs. Bobbeeta Sarma, Chairperson, ASF(F&D)C 2. Mrs. Nazreen Ahmed, M.D. ASF(F&D)C 3. Secretary, Cultural Affairs Department 4. Secretary, Finance Department 5. The Director of Cultural Affairs. 6. Sri Nipon Goswami 7. Smt. Maloya Goswami 8. Dr. Anjanjyoti Choudhury	
2	Museum Committee	Construction of Film Museum	1. Ms. Bobbeeta Sarma, Chairperson, ASF(F&D)C 2. Sri B.D. Choudhury, Executive Engineer, PWD Department Govt. of Assam 3. Director, Assam State Museum 4. Sri Ashok Saikia, Project Consultant. 5. Sri Jnanendra Borkakoti	

## 7. The number of Board meetings and AGM held (year wise, for last four years)

	2009-10	2010-11	2011-12
No of Board Meetings	2	3	3
AGM	1	1	3

## 8. Mandate/ Mission of the SLPE

Sl. No.	Main Mandate/ Objectives/ Purpose of SLPE	Present operational status	Extent of achievement of the said mandate in % or in quantitative description
1.	To finance for production of Assamese Films by providing loans, subsidies, grants etc.	The Corporation extended loan to 28 nos of producers of Assamese Film.	
2.	To encourage, foster and establish and maintain institutions for imparting knowledge and instructions on the matter connected to film industry and to arrange the training of persons of Film Industry.	A Multiplex Cultural Complex (MPCC) is being setup in Panjabari to provide right environment for promotion and preservation of performing arts of Assam.	
3.	To carry on the business of production films, cinematograph trade and also on the Financers, producers, Distributors, Exhibitors, Agents of Cinema Films, through joint collaboration and Marketing of films.	The corporation produces few Assamese Feature Films and undertake the business of financers, producers of Assamese Film.	
4.	To construct and run and manage Cinema show House, Film Studios, theatre Hall, Auditoriums etc on modern line.	The Corporation constructs Mini Cinema Hall, mini Auditorium and Film Museum at MPCE Panjabari.	
5.	To give awards, subsidies and to hold film Festivals etc. for encouragement of better quality films.	The Corporation organises film award festivals in both India and abroad.	

10. Performance : MOU Rating of SLPE :

	2009-10	2010-11	2011-12
MOU entered years	Not executed		
MOU Rating	Not executed		

11. Status of Accounts :

a. Provisional up to	2011-2012
b. Statutory Audit Completed up to	1999-2000
c. Statutory Auditor appointed up to	2011-2012
d. C&AG Audited up to	1999-2000
e. Adopted in AGM up to	1999-2000
f. Date on which AGM was held for the years	29.09.2012
g. Number of Accounts in Arrears	12 years

12. Capital Structure : (Rs. in lakh)

		2009-10	2010-11	2011-12
A	Authorised Capital	10	10	10
B	Paid-up Capital	10	10	10
	a. Government of Assam	9.94	9.94	9.94
	b. Government of India	Nil	Nil	Nil
	c. Others (specify)	.06	.06	.06
C	Total (a+b+c)	10	10	10

15. Financial performance (Rupees in Lakh) :

		2009-10	2010-11	2011-12
A	Status of Accounts			
	i Estimated (E)	P	P	P
	ii Provisional (P)			
	iii Audited (A)			
B	Capital Investment	241	621	771
C	Capital Employed	207	285	302
D	State Government Investment	120	26	44
	a. Equity	10	10	10
	b. Term Loan	4	4	4
	c. Subsidy/ Grant			
	i. State	106	12	30
	ii. Centre	--	--	--
	Total	106	12	30
	d. Guarantees	Nil	Nil	Nil
	i. Received	Nil	Nil	Nil
	ii. Committed	Nil	Nil	Nil
E	Total Loan			
	a. State Govt. Loan	4	4	4
	b. Institutional Loan	Nil	Nil	Nil
	c. Bank Loan	Nil	Nil	Nil
	d. PSU Loan	Nil	Nil	Nil
	e. Co-operative	Nil	Nil	Nil
	Total	4	4	4
	f. Defaults in loan repayments if any.	Nil	Nil	Nil

F	Waver of dues/ grant		Nil	Nil	Nil
	a	Loan repayment written of	Nil	Nil	Nil
	b	Loans converted into equity	Nil	Nil	Nil
	c	Interest/ penal interest waived	Nil	Nil	Nil
	d	Loans converted into Grant	Nil	Nil	Nil
	e	Total	Nil	Nil	Nil
G	a. Total Turnover		3	9	3
	b. Net Turnover		3	9	3
H	Total Income		28	14	48
I	Total Expenses		25	23	26
J	Total cost of production or total cost of service		Nil	Nil	Nil
K	DIT				
	a. Depreciation		4	4	4
	b. Interest		Nil	Nil	Nil
	c. Taxes		Nil	Nil	Nil
	d. Total		4	4	4
L	Profit				
	a. PBIT		(1)	(12)	19
	b. PBDIT		3	(9)	23
	c. PBDIT to Capital Employed		0.02	--	0.04
	d. PBIT to Turnover		--	--	6
	e. PADIT		(1)	(12)	19
	f. surplus Generated		--	--	19
M	Accumulated Reserve		35	23	42
N	Reserve and Surplus		322	334	334
O	Accumulated Loss (-)		--	--	--
P	Net worth (NW) (+/-)		17	5	24
Q	Net Profit to Net worth		--	--	0.79
R	Return on Capital employed		--	--	0.03
S	Debt Equity Ratio		--	1.82	0.38
T	Gross Margin		1	1	1
U	Dividend paid		Nil	Nil	Nil
	a	%	Nil	Nil	Nil
	b	Amount	Nil	Nil	Nil
V	Manpower Cost		17	14	18
W	Turnover per employee		0.34	0.99	0.36
X	Internal Resource Generation		--	--	--
Y	Contribution to Exchequer Total		Nil	0.09	1.33
	a.	Interest on Govt. loan	Nil	Nil	Nil
	b.	Dividend	Nil	Nil	Nil
	c.	Excise Duty	Nil	Nil	Nil
	d.	Custom duty	Nil	Nil	Nil
	e.	Corporate Tax	Nil	Nil	Nil
	f.	Sales Tax	Nil	Nil	Nil
	g.	Dividend Tax	Nil	Nil	Nil
	h	Other duties and Taxes	Nil	0.09	1.33

#### 14. Physical performance :

151

Sl. No.	Parameter	Unit	2009-10	2010-11	2011-12
1	Film loan	Nos	2	--	--
2	Film production	Nos	--	1	2
3	Film festivals	Nos	1	1	--
4	Films collected for archive	Nos	38	20	30
5	Artist assistance	Nos	--	--	5

#### 15. Employment (Numbers)

Sl.No.		2009-10	2010-11	2011-12
1	Total	11	10	10
	Executive/ Managerial	1	1	1
	Supervisory	0	0	0
	Field personnel/ Others	10	9	9
2	Community wise			
	SC	Nil	Nil	Nil
	ST	Nil	Nil	Nil
	OBC	5	5	5
	Minority	Nil	Nil	Nil
	Disabled	Nil	Nil	Nil
	Women	2	2	2

#### 16. Remedial action taken/ proposed to be taken on the following issues flagged by the CAG Report (for the year ended 31<sup>st</sup> March 2012)

- i. No. of outstanding Inspection Report (IRs) and paragraphs : Nil
- ii. Paragraphs/ reviews for which explanatory notes were not received by the AG: Nil
- iii. Paras involving deficiencies : Nil
- iv. Paras involving recovery of money : Nil
- v. Compliance/ Non- Compliance to Accounting standards: The Corporation Complies with the Accounting standards
- vi. Internal Control & Internal Audit Systems : NA
- vii. Status of SAR : NA
- viii. No. of paras discussed by and pending at Committee on Public Undertakings (COPU) : Nil
- ix. On CAG Recommendations / suggestions : NA

#### 17. Major Constraints :

Sl. No.	Major constraints	Action plan
(i)	At present ASF(F&D)C can sanction loan to film makers upto Rs. 2.00 lakh with the approval of BOD. In view of increase in expenditure in film making the corporation needed sanction limit to be raised to at least Rs. 5.00lakh.	Govt. of Assam is requested to enhance the sanction of loan upto Rs. 5.00 lakh by the BOD.
(ii)	The average production of Assamese films has gone downwards. The State Govt. should provide fund for production of at least 5 good & meaningful films.	The Govt. of Assam sanctioned Rs.2.00lakh for production of Assamese films.
(iii)	Due to lack of awareness and proper infrastructure precious films including “ Joymoti” and many other remarkable works have lossed from Assamese Film Industry. The ASF(F&D)C has decided to have State’s first & only Film Archive and Film Museum. Therefore fund should be provided in the budget for preservation & digitization of old Assamese films.	A Film Archive is setup at the Multipurpose Cultural Complex at Panjabari. A Film Museum is also under process at the MPCC.

## i Improving performance :

- a) The Corporation improved its performance by providing better facilities for Film Shooting purpose.
- b) Providing exposure to Assamese Films and regional Films by organizing Assamese Film Festivals at Guwahati and outside the State. Participated in the International Film Festival at Dhaka.
- c) Created a new fund for welfare of the artists.
- d) Organizing Film award Festivals
- e) Construction of Multipurpose Cultural complex “JONAKEE” at Panjabari., Guwahati is under process having Film Museum, Mini Cinema Hall, Film archive for the Corporation to generate Income.

(ii) Revitalization through implementation of VRS : VRS not implemented

(iii) Disinvestments etc. : Nil

- iv Preparation of long term plan : The office is housed in the three storied multi purpose cultural complex (MPCC) named ‘Jonakee’ is under construction and 50% work has already been completed and the office of the Corporation is already shifted to the building. The MPCC contains of one Cinema cum Theatre Hall. Film Archive, Film Museum, Film Library, Auditorium, Documentation Centre, Children Activity Centre etc. This project on completion will be a cultural hub for all film related activities.

## v Updating of accounts :

- a) Provisional accounts competed up to : 31<sup>st</sup> March 2012.
- b) The Internal Audit is completed up to 2012.

Reporting date : 18.03.2013

1. Nature and incorporation :

- a. Nature of SLPE : Government Company  
 b. Date of incorporation : 09.06.1988  
 c. Act under which incorporated : Companies Act, 1956

2. Administrative Department : Tourism Department, Govt. of Assam

3. Address of the SLPE Head Office : Asom Paryatan Bhawan, A.K.Azad Road,  
 (Including Telephone/ Fax/ e-mail Paltanbazar, Guwahati-8, Tel. 0361-2633654  
 and website, if any) Fax : 0361-2738620,  
 E-mail : [info@assamtourisonline.com](mailto:info@assamtourisonline.com)  
 Website : [www.assamtourisonline.com](http://www.assamtourisonline.com)

4. Classification, category and operational status :

Division (As per GOI)	Major Sector area (Based on CAG & GOI classification)	Specific area of SLPE	Current status
Services	Tourism	Tourism	Performing well

5. Present CMD/ MD/ CEO/ Name, contact phone, mobile, fax and official e-mail :  
 Sri Anurag Singh, IFS, Tel. 0361-2737734/ 2738620, M No. : 9954003222,  
 Fax : 0361-2738620, Official E-mail : [atdcltd@gmail.com](mailto:atdcltd@gmail.com)

6. A. Composition of the Board as on 1<sup>st</sup> April, 2012 :

Designation	Name	Official Designation/ Member eligible	Tenure	Date on which any member is retiring this year	Contact numbers
Chairperson	Dr. (Mrs.) Hemoprava Saikia	Ex-Minister, Assam	w.e.f. 04.10.2006	--	0361- 2633654
Director	Ex-officio Director	Pr. Secretary, Tourism Deptt., GOA	--	--	0361- 2237281
Director	Ex-officio Director	Pr. Secretary, Finance Deptt., GOA	--	--	0361- 2237281
Director	Ex-officio Director	Pr. Secretary, Tourism Deptt., GOA	--	--	0361- 2237281
Director	Ex-officio Director	Addl. Chief Secretary, PE Deptt., GOA	--	--	0361- 2237491
Director	Ex-officio Director	Principal C.C.F. (W/ L), GOA	--	--	0361- 2306042
Director	Ex-officio Director	Commissioner of Industries, GOA	--	--	0361- 25500242
Director	Ex-officio Director	Chief Engineer, PWD (B) GOA	--	--	0361- 2547102
Director	Ex-officio Director	Director of Tourism, Assam	w.e.f. 01.08.2012	--	0361- 266077

Director	Sri Anurag Singh	Managing Director, ATDC	w.e.f. 25.08.2011	--	0361-2738620
----------	------------------	-------------------------	-------------------	----	--------------

B. Various sub-committees constituted by the Board of Directors for different activities.

Sl. No.	Sub-committee	Mandate	Composition/ Members	Remarks
	Nil	Nil	Nil	Nil

7. The number of Board meetings and AGM held (year wise, for last three years)

	2009-10	2010-11	2011-12
No of Board Meetings	3	3	4
AGM	1	1	1

8. Mandate/ Mission of the SLPE

Sl. No.	Main Mandate/ Objectives/ Purpose of SLPE	Present operational status	Extent of achievement of the said mandate in % or in quantitative description
1.	To promote and develop tourism in the state of Assam	The corporation is engaged in development of tourism infrastructure as the State Govt. agency for implementation of tourism projects founded by both the State Govt. and the Ministry of Tourism, GOI, management of completed projects/ units.	Completed : (i) C.S.S = 112 (ii) State Plan = 64 (iii) Work in progress = 105
2.	To takeover and develop and manage the tourist lodges, tourist hotels, restaurants, guest houses, entertainment projects etc. from the State Govt. of Assam and also to purchase, acquire, develop, construct, sell, lease etc. for the purpose of promotion and growth of tourism.		
3	To provide entertainment to tourist, organise tourism related activities such as cultural shows, fairs & festivals etc.		
4	To takeover , develop and manage places of tourist interest, parks, lakes, avenues, beaches and recreational places, sports etc.		

9. Strategy and Business Plan adopted for realisation of goals as stated in the vision statement and objectives set.

The State Govt. projects are executed in the tourism sector.

10. Performance : MOU Rating of SLPE (year wise, if any)

	2009-10	2010-11	2011-12
MOU entered years	--	--	--
MOU Rating	--	--	--

11. Status of Accounts :

a. Provisional up to	2011-12
b. Statutory Audit Completed up to	2010-11
c. Statutory Auditor appointed up to	2011-12
d. C&AG / RCS Audited up to	2010-11
e. Adopted in AGM up to	2004-05

f. Date on which AGM was held for the years	26.07.2011 for the year 2004-05
g. Number of Accounts in Arrears	1 (2011-12)

## 12. Capital Structure : (Rs. in lakh)

		2009-10	2010-11	2011-12
A	Authorised Capital	100	100	100
B	Paid-up Capital			
	a. Government of Assam	39	39	39
	b. Government of India	Nil	Nil	Nil
	c. Others (specify)	Nil	Nil	Nil
C	Total	39	39	39

## 13. A. Financial performance (Rupees in Lakh) :

		2009-10	2010-11	2011-12
A	Status of Accounts			
	i ) Estimated (E)	A	A	P
	ii ) Provisional (P)			
	iii) Audited (A)			
B	Capital Investment	11732	13650	15384
C	Capital Employed	12108	14117	15902
D	State Government Investment	11732	13650	15384
	a. Equity	39	39	39
	b. Term Loan	Nil	Nil	Nil
	c. Subsidy/ Grant	11693	13611	15345
	i. State	--	--	--
	ii. Centre	--	--	--
	Total	11693	13611	15345
	d. Guarantees			
	i. Received	Nil	Nil	Nil
	ii. Committed	Nil	Nil	Nil
E	Loan			
	a. State Govt. Loan	Nil	Nil	Nil
	b. Institutional Loan	Nil	Nil	Nil
	c. Banks Loan	Nil	Nil	Nil
	d. PSU Loan (Name of PSU)	Nil	Nil	Nil
	e. Co-operatives	Nil	Nil	Nil
	Total	Nil	Nil	Nil
	d. Defaults in loan repayments if any.		Nil	Nil
F	Waver of dues/ grant	Nil	Nil	Nil
	a Loan repayment written of	Nil	Nil	Nil
	b Loans converted into equity	Nil	Nil	Nil
	c Interest/ penal interest waived	Nil	Nil	Nil
	d Loans converted into Grant	Nil	Nil	Nil
	e Total	Nil	Nil	Nil
G	a. Total Turnover	476	527	687
	b. Net Turnover	476	527	687
H	Total Income	476	527	687
I	Total Expenses	309	393	557



J	Total cost of production or total cost of service	89	146	133
K	DIT			
	a. Depreciation	10	11	13
	b. Interest	Nil	Nil	Nil
	c. Taxes	53	31	46
	d. Total	63	42	59
L	Profit			
	a. PBIT	157	122	130
	b. PBDIT	167	133	143
	c. PBDIT to Capital Employed	0.01	0.01	0.01
	d. PBIT to Turnover	0.33	0.23	0.19
	e. PADIT	104	91	84
	f. Surplus Generated	377	471	547
M	Accumulated Reserve	--	--	--
N	Reserve and Surplus	376	471	547
O	Accumulated Loss (-)	Nil	Nil	Nil
P	Net worth (NW) (+/-)	415	510	586
Q	Net Profit to Net worth	0.25	0.18	0.14
R	Return on Capital employed	0.01	0.01	0.01
S	Debt-Equity Ratio	--	--	--
T	Gross Margin	NA	NA	NA
U	Dividend paid			
	a. %	Nil	Nil	Nil
	b. Amount	Nil	Nil	Nil
V	Manpower Cost	152	170	365
W	Turnover per employee	0.05	0.05	0.06
X	Internal Resource Generation	377	471	547
Y	Contribution to Exchequer	66	31	64
	a. Interest on Govt. loan	Nil	Nil	Nil
	b. Dividend	Nil	Nil	Nil
	c. Excise Duty	Nil	Nil	Nil
	d. Custom duty	6	13	11
	e. Sales Tax	8	6	8
	f. Dividend Tax	Nil	Nil	Nil
	g. Other duties and Taxes	52	12	45

#### 14. Physical performance :

Sl. No.	Parameter	Unit	2009-10	2010-11	2011-12
1	Self managed	No.	6 1	6 2	6 3
2	Leased out	No.	47	49	55
3	Joint sector	No.	2	2	2
	Total	No.	56	59	66

## 15. Employment (Numbers)

Sl.No.		2009-10	2010-11	2011-12
1	Total	93	109	109
	Executive/ Managerial	4	5	5
	Supervisory	11	11	11
	Field personnel/ Others	78	93	93
2	Community wise			
	SC	6	6	6
	ST	3	3	3
	OBC	6	6	6
	Minority	14	14	14
	Disabled	0	0	0
	Women	10	10	10

16. Remedial action taken/ proposed to be taken on the following issues flagged by the CAG Report (for the year ended 31<sup>st</sup> March 2012)

- i. No. of outstanding Inspection Report (IRs) and paragraphs : 21 (IR) & 1 para
- ii. Paragraphs/ reviews for which explanatory notes were not received by the AG : Nil
- iii. Paras involving deficiencies : 9
- iv. Paras involving recovery of money : 1
- v. Compliance/ Non- Compliance to Accounting standards : Compliance
- vi. Internal Control & Internal Audit Systems : Yes
- vii. Status of SAR : Audit report for 2010-11 received on 25.05.2012
- viii. No. of paras discussed by and pending at Committee on Public Undertakings (COPU) : Nil
- ix. On CAG Recommendations/ suggestions : Steps are taken to streamline and improve upon the system

## 17. Major constraints :

Sl. No.	Major constraints	Action plan
1	Constraints of working capital/ fund for promotional measures and product of development/ publicity	Proposal for strengthening equity base has been submitted to Govt.

## 18. Action taken for :

- i Improving performance / Revitalisation through / implementation of VRS / Disinvestment etc./ Preparation of long term plan : The number of projects/ units which have been operationalised has gone up. Major revenue earning projects with private sector investments have been initiated. Marketing and publicity have been streamlined and professionalism have been inducted to a large extent.

- v Updating of accounts : Upto date except for the year 2011-12. Process of adoption audited accounts in Annual General Meeting will be completed soon but filing of returns to ROC, Shillong pending.

Reporting Date : 27.11.2012

### 23. Assam Seeds Corporation Ltd.

#### 1. Nature and incorporation

- a. Nature of SLPE : Government Company  
 b. Date of incorporation : 27-1-1967  
 c. Act under which incorporated : Companies Act, 1956

2. Administrative Department : Agriculture Department., Govt. of Assam

3. Address of the SLPE Head Office : Director of Agriculture campus,  
 ( Including Telephone/ Fax/ Khanapara, Guwahati-22, ph. No.0361-  
 e-mail and website, if any) 2330529/2338472 E. mail- [ascltdghy@yahoo.com](mailto:ascltdghy@yahoo.com)

4. Classification, category and operational status :

Division (As per GOI)	Major Sector area (Based on CAG & GOI classification)	Specific area of SLPE	Current status
Industry	1. Agriculture & Allied	--	Performance improving

5. Present CMD/ MD/ CEO/ Name, contact phone, mobile, fax and official e-mail : Shri Ratul Mahanta ACS, Joint Secretary, Agriculture Department, Mb.No. 9435015914.

6. A. Composition of the Board as on 1<sup>st</sup> December, 2012 :

Designation	Name	Official Designation/ Member eligible	Tenure	Date on which any member is retiring this year	Contact numbers
Chairman	Shri Khiren Borgoyary	--	--	--	--
Director	Shri. K.C. Samaria, IAS	Commissioner & Secretary Agriculture Department	--	--	--
Director	Dr. Khabindra Borkakoti	Director of Agriculture Assam	--	--	--
Director	Smti Juri Phukan ACS	Chief Executive, Officer ASAMB, Ulubari	--	--	--
Director	Shri Ratul Mahanta, ACS	Managing Director ASC Ltd	--	--	--
Director	Shri Tarun Ch.Saharia	Adviser (Production) PE Deptt. Govt. of Assam	--	--	--

Sl. No.	Sub-committee	Mandate	Composition/ Members	Remarks
	Nil	Nil	Nil	Nil

## 7. The number of Board meetings and AGM held (year wise, for last three years)

	2009-10	2010-11	2011-12
No of Board Meetings	2	3	3
AGM	--	2	1

-

## 8. Mandate/ Mission of the SLPE

Sl. No.	Main Mandate/ Objectives/ Purpose of SLPE	Present operational status	Extent of achievement of the said mandate in % or in quantitative description
	To produce, procure and sell HYV seeds and plants & grafts	Performance improving	--

## 9. Strategy and Business Plan adopted for realisation of goals as stated in the vision statement and objectives set.

- i) Conversion of Breeder seeds into Foundation seeds in own seed Farms
- ii) Steps are taken to sale of seeds to neighbouring States besides supply of seeds against indent order of Department of Agriculture.
- iii) Steps are also taken to supply of Seeds under decentralized schemes by the Branches.

## 10. Performance : MOU Rating of SLPE (year wise, if any)

	2009-10	2010-11	2011-12
MOU entered years	NIL	NIL	NIL
MOU Rating	--	--	--

## 11. Status of Accounts :

a. Provisional up to	2010-11
b. Statutory Audit Completed up to	2009-10
c. Statutory Auditor appointed up to	2012-13
d. C&AG / RCS Audited up to	2009-10
e. Adopted in AGM up to	2009-10
f. Date on which AGM was held for the years	28-12-2012 for 2009-10
g. Number of Accounts in Arrears	2 years

## 12. Capital Structure : (Rs. in lakh)

		2009-10	2010-11	2011-12
A	Authorised Capital	200	200	200
B	Paid-up Capital			
	a. Government of Assam	146	146	146
	b. Government of India	--	--	--
	c. Others (specify)	--	--	--
C	Total	146	146	146

## 13. A. Financial performance (Rupees in Lakh) :

161

		2009-10	2010-11	2011-12
A	Status of Accounts			
	i ) Estimated (E)	A	P	E
	ii ) Provisional (P)			
	iii) Audited (A)			
B	Capital Investment	2526	2402	3257
C	Capital Employed	167	258	248
D	State Government Investment	2384	2312	3167
	a. Equity	146	146	146
	b. Term Loan	389	389	389
	c. Subsidy/ Grant			
	i. State	--	--	--
	ii. Centre	1849	1777	2632
	Total	1849	1777	2632
	d. Guarantees			
	i. Received	--	--	--
	ii. Committed	--	--	--
E	Loan			
	a. State Govt. Loan	389	389	389
	b. Institutional Loan	--	--	--
	c. Banks Loan	52	--	--
	d. PSU Loan (Name of PSU)	90	90	90
	e. Co-operatives	--	--	--
	Total	531	479	479
	d. Defaults in loan repayments if any.	--	--	--
F	Waver of dues/ grant			
	a Loan repayment written of	--	--	--
	b Loans converted into equity	--	--	--
	c Interest/ penal interest waived	--	--	--
	d Loans converted into Grant	--	--	--
	e Total	--	--	--
G	a. Total Turnover	5133	4289	5403
	b. Net Turnover	5133	4289	5403
H	Total Income	5307	4477	5555
I	Total Expenses	5309	4474	5536
J	Total cost of production or total cost of service	106	106	114
K	DIT			
	a. Depreciation	6	6	6
	b. Interest	--	--	--
	c. Taxes	--	--	--
	d. Total	6	6	6
L	Profit	--	--	--
	a. PBIT	(2)	4	13
	b. PBDIT	4	10	19
	c. PBDIT to Capital Employed	0.02	0.04	0.05
	d. PBIT to Turnover	--	0.09%	0.35%
	e. PADIT	(2)	4	13
	f. Surplus Generated	--	--	--

M	Accumulated Reserve	--	--	--
N	Reserve and Surplus	--	--	--
O	Accumulated Loss (-)	2159	1995	1976
P	Net worth (NW) (+/-)	(2013)	(1849)	(1830)
Q	Net Profit to Net worth	--	--	--
R	Return on Capital employed	--	--	--
S	Debt-Equity Ratio	--	--	--
T	Gross Margin	--	--	--
U	Dividend paid	--	--	--
	a %	--	--	--
	b Amount	--	--	--
V	Manpower Cost	--	--	--
W	Turnover per employee	20.69	17.87	23.20
X	Internal Resource Generation			
Y	Contribution to Exchequer Total	330	330	330
	a. Interest on Govt. loan	330	330	330
	b. Dividend	--	--	--
	c. Excise Duty	--	--	--
	d. Custom duty	--	--	--
	e. Sales Tax	--	--	--
	f. Dividend Tax	--	--	--
	g. Other duties and Taxes	--	--	--

#### 14. Physical performance :

Sl. No.	Parameter	Unit	2009-10	2010-11	2011-12
1	Farms	No.	11	11	11
2	Branch & Sale point	No.	27	27	27
3	Own production	Rs. in lakh	79.63	82.13	98.49
4	Own production to total turnover ratio	%	1.55%	1.91%	1.82%
5	Own outlet (Nursery)	No.	8	8	8

#### 15. Employment (Numbers)

Sl.No.		2009-10	2010-11	2011-12
1	Total	248	240	235
	Executive/ Managerial	10	4	1
	Supervisory	24	22	20
	Field personnel/ Others	214	214	214
2	Community wise			
	SC	22	22	22
	ST	20	20	20
	OBC	--	--	--
	Minority	46	46	46
	Disabled	2	2	2
	Women	15	15	15

16. Remedial action taken/ proposed to be taken on the following issues flagged by the CAG Report (for the year ended 31<sup>st</sup> March 2012)

- i. No. of outstanding Inspection Report (IRs) and paragraphs : Nil
- ii. Paragraphs/ reviews for which explanatory notes were not received by the AG : Nil
- iii. Paras involving deficiencies : Nil
- iv. Paras involving recovery of money : NA
- v. Compliance/ Non- Compliance to Accounting standards : NA
- vi. Internal Control & Internal Audit Systems : NA
- vii. Status of SAR : NA
- viii. No. of paras discussed by and pending at Committee on Public Undertakings (COPU) : NA
- ix. On CAG Recommendations / suggestions : NA

17. Major constraints :

Sl. No.	Major constraints	Action plan
1	Insufficient working capital	--
2	Shortage of professionally qualified personnel	--
3	Poor infrastructure of seed Farms and Nurseries	--
4	Shortage of sufficient manpower in the concerned Department to supervise compliance of seed control Act by the Private seed dealers.	--
5	Non receipt of budgetary support from the State Govt. against the expenditures in regard to establishment and Administrative functions of the Corporation	--

18. Action taken for :

- i Improving performance : a) Expansions of Business activities throughout the Regions with a sound marketing network. b) The Corporation has taken steps recently to produce certified seeds locally under Seed Village Scheme which will benefit the Corporation greatly.
- ii Revitalisation through implementation of VRS : A VRS proposal for Rs. 4.00 crores for 90 nos of employees to reduce the burden of salaries & other expenditure of the staff is submitted to the Govt.
- iii Disinvestment etc. : Not implemented.
- iv Preparation of long term plan : The Corporation proposes to diversity the activates for dealing chemical fertilizer in a large scale.



- v Updating of accounts : Accounts adopted in AGM up to 2009-10 A.G. audit completed up to 2009-10 Provisional Accounts ready for the year 2010-11 and for 2011-12, it is expected to complete within Mar, 2013.

Reporting Date : 10-01-13

.

## 24. Assam Livestock & Poultry Corporation Ltd.

### 1. Nature and incorporation :

- a. Nature of SLPE : Government Company  
 b. Date of incorporation : 02-06-1984.  
 c. Act under which incorporated : Companies Act' 1956.

### 2. Administrative Department : Animal Husbandry & Veterinary Department Govt. of Assam

### 3. Address of the SLPE Head Office : Khanapara, Guwahati-22 ( Including Telephone/ Fax/ e-mail e-mail : [alpcoltd@gmail.com](mailto:alpcoltd@gmail.com). and website, if any)

### 4. Classification, category and operational status :

Division (As per GOI)	Major Sector area (Based on CAG & GOI classification)	Specific area of SLPE	Current status
Industry	Agriculture & Allied	Animal Husbandry	Performance improving

### 5. Present CMD/ MD/ CEO/ Name, contact phone, mobile, fax and official e-mail : Ahmed Shah Nawaz ACS, Ph. 9435476277

### 6. A. Composition of the Board as on 1<sup>st</sup> January 2012.

Designation	Name	Official Designation/ Member eligible	Tenure	Date on which any member is retiring this year	Contact numbers
Chairman	Sr. Apurba Kr. Patar	Chairman	5 Years	-	-
Director	Shri Atul Chaturbedi	Principal Secy. A.H. & Vety. Deptt., GOA	5 Years	-	-
Director	Shri Amarendra Nath Bora	Secretary A.H.& Vety. Deptt. GOA	5 Years	-	-
Director	Mrs. Rupali Benarjee Singh	Director, MFPI, GOI	5 Years	-	-
Director	Shri Mukti Gogoi	Director, A.H.& Vety. Deptt. GOA	5 Years	-	-
Director	Shri T.C. Saharia	Adviser (Production) P.E. Deptt. GOA	5 Years	-	-
Director	Ahmed Shah Nawaz , ACS	M.D. ALPCO	5 Years	-	-
Director	Nandalal Upadhyai	--	5 Years	-	-
Director	Narayan Adhikari	--	5 Years	-	-

## B. Various sub-committees constituted by the Board of Directors for different activities.

Sl. No.	Sub-committee	Mandate	Composition/ Members	Remarks
	Nil	Nil	Nil	

## 7. The number of Board meetings and AGM held (year wise, for last three years)

	2009-10	2010-11	2011-12
No of Board Meetings	2	2	2
AGM	1	1	5

## 8. Mandate/ Mission of the SLPE

Sl. No.	Main Mandate/ Objectives/ Purpose of SLPE	Present operational status	Extent of achievement of the said mandate in % or in quantitative description
1.	To develop Livestock & Poultry trade through primary co-operative societies for socioeconomic benefits of breeders of SC & ST population through training, financial assistance, introduction of modern techniques, marketing, health cover to animals & birds etc.	Performance improving	--

## 9. Strategy and Business Plan adopted for realisation of goals as stated in the vision statement and objectives set :

Already Corporation has improved performance after implanting VRS in 2004-05 by shedding excess unqualified staff. Revenue Generation activity through trading of feed eggs etc. taken up to reduce loses. After commissioning of two projects, rest are to be completed and commissioned on PPP basis for maximising economic benefits, which will also benefit SGH's educated unemployed youth, women's Groups, through backward- forward linkage with the processing plants in farming or in sales booth. The Golaghat Poultry Farm of the Corporation has achieved great success through Training, setting up of Poultry Clustered, Backward farming with tie up with SEDF and DRDA etc.

## 10. Performance : MOU Rating of SLPE (year wise, if any)

	2009-10	2010-11	2011-12
MOU entered years	Nil	Nil	Nil
MOU Rating	Nil	Nil	Nil

## 11. Status of Accounts :

a. Provisional up to	2010-11
b. Statutory Audit Completed up to	1990-91
c. Statutory Auditor appointed up to	1994-95
d. C&AG / RCS Audited up to	1990-91 (Commercial Audit upto 31 <sup>st</sup> March 2011)
e. Adopted in AGM up to	1990-91
f. Date on which AGM was held for the years	9 <sup>th</sup> and 10 <sup>th</sup> May 2012 for the year 1986-87 to 1990-91 and 2011-12
g. Number of Accounts in Arrears	20 Years

		2009-10	2010-11	2011-12
A	Authorised Capital	1000	1000	1000
B	Paid-up Capital			
	a. Government of Assam	6.5	6.5	6.5
	b. Government of India	212.5	212.5	212.5
	c. Others (specify)	Nil	Nil	Nil
C	Total	219	219	219

## 13. Financial performance (Rupees in Lakh) :

		2009-10	2010-11	2011-12
A	Status of Accounts			
	i ) Estimated (E) ii ) Provisional (P) iii) Audited (A)	P	P	--
B	Capital Investment	1477	1649	--
C	Capital Employed	1060	1255	--
D	State Government Investment	230	180	
	a. Equity	7	7	--
	b. Term Loan	Nil	Nil	--
	c. Subsidy/ Grant			
	i. State	223	173	--
	ii. Centre	Nil	Nil	--
	Total	223	173	--
	d. Guarantees			
	i. Received	Nil	Nil	--
	ii. Committed	Nil	Nil	--
E	Loan			
	a. State Govt. Loan	Nil	Nil	--
	b. Institutional Loan	Nil	Nil	--
	c. Banks Loan	Nil	Nil	--
	d. PSU Loan (Name of PSU)	Nil	Nil	--
	e. Co-operatives	Nil	Nil	--
	Total			
	d. Defaults in loan repayments if any.			
F	Waver of dues/ grant			
	a. Loan repayment written of	Nil	Nil	--
	b. Loans converted into equity	Nil	Nil	--
	c. Interest/ penal interest waived	Nil	Nil	--
	d. Loans converted into Grant	Nil	Nil	--
	e. Total			
G	a. Total Turnover	1	2	--
	b. Net Turnover	1	2	--
H	Total Income	7	29	--
I	Total Expenses	28	30	--
J	Total cost of production or total cost of service	Nil	Nil	--

K	DIT			
	a. Depreciation	3	3	--
	b. Interest	Nil	Nil	--
	c. Taxes	Nil	Nil	--
	d. Total	3	3	--
L	Profit			
	a. PBIT	(24)	(4)	--
	b. PBDIT	(21)	(1)	--
	c. PBDIT to Capital Employed	--	--	--
	d. PBIT to Turnover	--	--	--
	e. PADIT	(24)	(4)	--
	f. Surplus Generated	Nil	Nil	--
M	Accumulated Reserve			--
N	Reserve and Surplus	1248	1420	--
O	Accumulated Loss (-)	408	411	--
P	Net worth (NW) (+/-)	1059	1228	--
Q	Net Profit to Net worth	--	--	
R	Return on Capital employed	--	--	
S	Debt-Equity Ratio	--	--	--
T	Gross Margin	--	--	--
U	Dividend paid	Nil	Nil	--
	a %	--	--	--
	b Amount	--	--	--
V	Manpower Cost	--	--	--
W	Turnover per employee	--	--	--
X	Internal Resource Generation	--	--	
Y	Contribution to Exchequer Total	Nil	Nil	--
	a. Interest on Govt. loan	Nil	Nil	--
	b. Dividend	Nil	Nil	--
	c. Excise Duty	Nil	Nil	--
	d. Custom duty	Nil	Nil	--
	e. Sales Tax	Nil	Nil	--
	f. Dividend Tax	Nil	Nil	--
	g. Other duties and Taxes	Nil	Nil	--

## 14. Physical performance :

Sl. No.	Parameter	Unit	2009-10	2010-11	2011-12
	Completed	Nos	Nil	3	1
	Under implementation	Nos	5	3	7
	Total	Nos	5	6	8

## 15. Employment (Numbers)

Sl.No.		2009-10	2010-11	2011-12
1	Total	15	15	15
	Executive/ Managerial	4	4	4
	Supervisory	8	8	8
	Field personnel/ Others	3	3	3
2	Community wise			

	SC	3	3	3
	ST	1	1	1
	OBC	6	6	6
	Minority	1	1	1
	Disabled	0	0	0
	Women	2	2	2

16. Remedial action taken/ proposed to be taken on the following issues flagged by the CAG Report (for the year ended 31<sup>st</sup> March 2012)

- i. No. of outstanding Inspection Report (IRs) and paragraphs : 2 nos
- ii. Paragraphs/ reviews for which explanatory notes were not received by the AG: Nil
- iii. Paras involving deficiencies: 1
- iv. Paras involving recovery of money: Nil
- v. Compliance/ Non- Compliance to Accounting standards : NA
- vi. Internal Control & Internal Audit Systems : There is a Internal Audit wing.
- vii. Status of SAR : NA
- viii. No. of paras discussed by and pending at Committee on Public Undertakings: Nil (COPU)
- ix. On CAG Recommendations / suggestions: Early finalization of Accounts.

17. Major constraints :

Sl. No.	Major constraints	Action plan
a)	Delay in release of state share against the projects leading to delay in commissioning and time & price escalation.	--
b)	No provision of assistance/grant in aid to Corporation for operational expenses including account updating, statutory audit, Legal expenses etc.,	--
c)	Delay in notification of the corporation as the Nodal Agency in Livestock, Poultry Dev. Sector for Govt. as a revenue generation & productive activity.	--

## 18. Action taken for :

- |     |   |   |
|-----|---|---|
| i   | Improving performance:                          | The Corporation is improving its performance after  |
| ii  | Revitalisation through<br>implementation of VRS | implanting VRS in 2004-05 by shedding excess<br>unqualified staff. Revenue Generation activity through  |
| iii | Disinvestment etc                               | trading of Livestock, feed, eggs etc. taken up to cut loses.  |
| iv  | Preparation of long term<br>plan                | After operationalizing the 4 slaughterhouse projects and<br>rest 5 projects are to be completed and commissioned on<br>PPP basis for maximising economic benefit, which will<br>also benefit the SHG's educated unemployed youth,<br>Women's Groups through backward and forward linkage<br>with the processing plants in farming or in sale booths.<br>The Golaghat Poultry Farm of the Corporation has<br>achieved great success through farming, setting up of<br>poultry clusters, backward farming tie up with SEDF and<br>DRDA etc. |
| v   | Updating of accounts:                           | The accounts of the Corporation audited and adopted upto<br>1991 and Statutory Auditor invited for the years 1991-<br>1995 as per the appointment by Company Affaires.  |

Reporting Date : 15.11.2012

1. Nature and incorporation

- a. Nature of SLPE : Government Company  
 b. Date of incorporation : 01-03-1977  
 c. Act under which incorporated : Companies Act 1956

2. Administrative Department : Fisheries Department Govt. of Assam

3. Address of the SLPE Head Office : Mother Teresa Road, Zoo Tiniali,  
 (Including Telephone/ Fax/ Guwahati- 781024, Telephone No. 0361-2412507  
 e-mail and website, if any) E.Mail [minigam@sify.com](mailto:minigam@sify.com) Fax 0361-2412507

4. Classification, category and operational status :

Division (As per GOI)	Major Sector area (Based on CAG & GOI classification)	Specific area of SLPE	Current status
(A) Industry	1. Agriculture & Allied	Beel Development and fish product.	Performing well

5. Present CMD/ MD/ CEO/ Name, contact phone, mobile, fax and official e-mail : Syed Raisul Islam, ACS.  
 Telephone No. 0361-2412507 Mobile No. 98640-64842 Fax 0361-2412507

6. A. Composition of the Board as on 1<sup>st</sup> January 2013 :

Designation	Name	Official Designation/ Member eligible	Tenure	Date on which any member is retiring this year	Contact numbers
Chairman	Sri Basanta Das	Minister, Fisheries	--	--	--
Director	Dr. Anupam Roy	Secretary , Fishery Department	--	--	--
Director	Sri Monoj Deka	Director, Fisheries, Assam	--	--	--
Director	Sri Paban Kr. Borthakur, IAS	Commissioner & Secretary , Finance Department	--	--	--
Director	Sri Pabin Kr. Gohain	Dy. Registrar of Co- op. Societies	--	--	--
Director	Sri Pradip Kr. Das	Adviser (Finance), PE Department	--	--	--
Member Secretary	S.R.Islam, ACS	MD, AFDC	--	--	--
Director	Sri A. Hazarika	Secretary, Agriculture Department	--	--	--
Director	Sri B.K. Bhattacharya	Head, CIFRI, Guwahati	--	--	--
Director	Sri Chakreswar Das	--	--	--	--
Director	Sri Toroni Das	--	--	--	--



Sl. No.	Sub-committee	Mandate	Composition/ Members	Remarks
1.	Appointment and promotion	To appoint personal	3. Nos	
2.	Eco-tourism	To explore the eco-tourism in beels	3. Nos	

## 7. The number of Board meetings and AGM held (year wise, for last three years)

	2009-10	2010-11	2011-12
No of Board Meetings	3	5	6
AGM	1	1	1

## 8. Mandate/ Mission of the SLPE

Sl. No.	Main Mandate/ Objectives/ Purpose of SLPE	Present operational status	Extent of achievement of the said mandate in % or in quantitative description
1	To under take development of Fisheries in the State and ensure increased production of fish	The Corporation is managing 185 Fisheries handed over by Govt. of Assam and developed 96 Fisheries under different scheme.	The Corporation has developed 16573 ha. beel area, produces fish 400 kg/ha, established fish seeds rearing & distribution centre, vermicompost production unit set up in Golaghat district, one Eco-tourism centre at Berakhal in Cachar district, one Fish seeds Mill established in Morigaon district.
2	To improve the Socio Economic condition of actual fisherman of SC of the State and maimal community of Cachar district for development of fishing & fish trade.		

## 9. Strategy and Business Plan adopted for realisation of goals as stated in the vision statement and objectives set.

- (i). To develop Fisheries in a peace mill manner
- (ii) To associate with Bank for financing the lessee for beel development.
- (iii) To adopt at least one Fishery for socio economic improvement of the actual fisherman residing near by the Fisheries.

## 10. Performance : MOU Rating of SLPE (year wise, if any)

	2009-10	2010-11	2011-12
MOU entered years	Nil	Nil	Nil
MOU Rating	--	--	--

## 11. Status of Accounts :

a. Provisional up to	--
b. Statutory Audit Completed up to	2010-11
c. Statutory Auditor appointed up to	2011-12
d. C&AG / RCS Audited up to	2010-11
e. Adopted in AGM up to	2009-10
f. Date on which AGM was held for the years	27-9-10 for 2009-10 Accounts adopted in deferred meeting held on 30-01-12
g. Number of Accounts in Arrears	1 (one) year.

## 12. Capital Structure (Rs. in lakh) :

173

		2009-10	2010-11	2011-12
A	Authorised Capital	50	50	50
B	Paid-up Capital			
	a. Government of Assam	49	49	49
	b. Government of India	-	-	-
	c. Others (specify)	-	-	-
C	Total	49	49	49

## 13. Financial performance (Rupees in Lakh) :

		2009-10	2010-11	2011-12
A	Status of Accounts			
	i ) Estimated (E)			
	ii ) Provisional (P)	A	A	E
	iii) Audited (A)			
B	Capital Investment	1068	1095	1241
C	Capital Employed	1002	997	1141
D	State Government Investment	56	62	360
	a. Equity	49	49	49
	b. Term Loan	-	-	-
	c. Subsidy/ Grant			
	i. State	7	13	311
	ii. Centre	-	-	-
	Total	7	13	311
	d. Guarantees	-	-	-
	i. Received	-	-	-
	ii. Committed	-	-	-
E	Loan		-	-
	a. State Govt. Loan	-	-	-
	b. Institutional Loan	-	-	-
	c. Banks Loan	-	-	-
	d. PSU Loan (Name of PSU)	-	-	-
	e. Co-operatives	-	-	-
	Total	-	-	-
	d. Defaults in loan repayments if any.	-	-	-
F	Waver of dues/ grant	-	-	-
	a Loan repayment written of	-	-	-
	b Loans converted into equity	-	-	-
	c Interest/ penal interest waived	-	-	-
	d Loans converted into Grant	-	-	-
	e Total	-	-	-
G	a. Total Turnover	381	411	414
	b. Net Turnover	381	411	414
H	Total Income	381	411	414
I	Total Expenses	317	293	306
J	Total cost of production or total cost of service	85	92	93

K	DIT			
	a. Depreciation	14	13	17
	b. Interest	-	-	-
	c. Taxes	-	-	-
	d. Total	14	13	17
L	Profit			
	a. PBIT	64	118	108
	b. PBDIT	77	131	125
	c. PBDIT to Capital Employed	0.07	0.12	0.11
	d. PBIT to Turnover	0.17	0.29	0.26
	e. PADIT	64	118	108
	f. Surplus Generated	-	-	-
M	Accumulated Reserve	-	16	124
N	Reserve and Surplus	1019	1047	1356
O	Accumulated Loss (-)	102	-	-
P	Net worth (NW) (+/-)	(117)	9	182
Q	Net Profit to Net worth	--	13.39	0.59
R	Return on Capital employed	0.06	0.11	0.09
S	Debt-Equity Ratio	Nil	Nil	Nil
T	Gross Margin	0.17	0.29	0.26
U	Dividend paid	Nil	Nil	Nil
	a %	Nil	Nil	Nil
	b Amount	Nil	Nil	Nil
V	Manpower Cost	171	183	189
W	Turnover per employee	0.66	1.27	1.52
X	Internal Resource Generation	64	118	108
Y	Contribution to Exchequer Total	0.18	0.18	0.18
	a. Interest on Govt. loan	Nil	Nil	Nil
	b. Dividend	Nil	Nil	Nil
	c. Excise Duty	Nil	Nil	Nil
	d. Custom duty	Nil	Nil	Nil
	e. Sales Tax	Nil	Nil	Nil
	f. Dividend Tax	Nil	Nil	Nil
	g. Other duties and Taxes	0.18	0.18	0.18

15. Physical performance :

Sl. No.	Parameter	Unit	2009-10	2010-11	2011-12
1.	Pen culture	No	-	-	10
2.	Fish Feed mill	Nos	-	-	2
3.	Earth work	cm	-	-	7,53,167
4.	Rearing tank	No	-	8	16
5.	Culvert	No	-	-	6
6.	Fish landing centre	No	-	-	2

## 16. Employment (Numbers)

Sl.No.		2009-10	2010-11	2011-12
1	Total	97	93	90
	Executive/ Managerial	25	25	25
	Supervisory	6	5	5
	Field personnel/ Others	66	63	60
2	Community wise			
	SC	36	34	33
	ST	7	7	7
	OBC	18	17	17
	Minority	-	-	-
	Disabled	-	-	-
	Women	4	4	4

16. Remedial action taken/ proposed to be taken on the following issues flagged by the CAG Report (for the year ended 31<sup>st</sup> March 2012) :

- i. No. of outstanding Inspection Report (IRs) and paragraphs : NA
- ii. Paragraphs/ reviews for which explanatory notes were not received by the AG ;  
NA
- iii. Paras involving deficiencies : NA
- iv. Paras involving recovery of money : NA
- v. Compliance/ Non- Compliance to Accounting standards : NA
- vi. Internal Control & Internal Audit Systems : NA
- vii. Status of SAR : NA
- viii. No. of paras discussed by and pending at Committee on Public Undertakings (COPU) : NA
- ix. On CAG Recommendations / suggestions : NA

## 17. Major constraints :

Sl. No.	Major constraints	Action plan
	Large Scale encroachment of Fishery land.	Demarcation of boundaries have been initiated in fisheries with the help of local revenue officials preferably in the fisheries where development works are proposed.

18. Action taken for :

- i Improving performance : Improved technology like pen culture in fisheries adopted and a fish feed mill established.
- ii Revitalisation through implementation of VRS : VRS applied in 2001-02
- iii Disinvestment etc. : Nil
- iv Preparation of long term plan : Development of Fisheries in phases.
- v Updating of accounts : Steps are taken to update the account simplifying the procedure and as a result the annual accounts up to 2010 -11 is being adopted in AGM.

Reporting Date : 7.01.2013

## 1. Nature and incorporation :

- a. Nature of SLPE : Government Company  
 b. Date of incorporation : 04-04-1984  
 c. Act under which incorporated : The Companies Act, 1956.

## 2. Administrative Department : Information Technology Department, Govt. of Assam

3. Address of the SLPE Head Office : Industrial Estate, Bamunimaidam, Guwahati-21,  
 ( Including Telephone/ Fax/ e-mail Assam, Ph. No. & Fax No. 0361-2724131,  
 and website, if any) Website: [www.amtron.in](http://www.amtron.in) Email Id: [info@amtron.in](mailto:info@amtron.in)

## 4. Classification, category and operational status :

Division (As per GOI)	Major Sector area (Based on CAG & GOI classification)	Specific area of SLPE	Current status
(A) Industry	Infrastructure	Promotional	Performing well

5. Present CMD/ MD/ CEO/ Name, contact phone, mobile, fax and official e-mail : Shri M.K.  
 Yadava, IFS, Ph. 0361-2724131, 94350-12458 Fax: 0361-2724131, email id :  
[md@amtron.in](mailto:md@amtron.in)6. A. Composition of the Board as on 1<sup>st</sup> September,2012.

Designation	Name	Official Designation/ Member eligible	Tenure	Date on which any member is retiring this year	Contact numbers
Director	Shri M. Haque	Ex. MLA, Govt. of Assam	--	N/A	94350- 29642
Director	Shri R.C . Joshi, IAS	Comm. & Secy., Finance Department Govt. of Assam	--	N/A	99540- 09990
Director	Shri A.Goel IAS	Commissioner & Secretary, IT Department Govt. of Assam	--	N/A	94355- 40400
Director	Shri G. Barua	Director IIT, Guwahati	--	N/A	0361- 269041
Director	Prof. A.K. Gogoi	Professor IIT, Guwahati	--	N/A	98641- 03985
Director	Shri S. Hazarika	Chairman SEBA	--	N/A	
Director	Shri K. Saikia, IPS	Addl. Director General of Police (Commns), GOA	--	N/A	94350- 49624
Director	Shri T. C. Saharia	Adviser (Production) Public Enterprises Deptt., Govt. of Assam	--	N/A	97062- 37303
Director	Shri M.K. Yadava, IFS	OSD (IT) Information Technology, Govt. of Assam & MD, AMTRON.	-do-	N/A	94350- 12458

## 6.B. Various sub-committees constituted by the Board of Directors for different activities.

Sl. No.	Sub-committee	Mandate	Composition/ Members	Remarks
1	-	Look into the entire issue of supply to Govt. Department, PSUs etc.	Prof. A.K. Gogoi-Director Shri M.K. Yadava, IFS-M.D. Shri A. Barooa, Director Shri D.L. Bhattacharya, OSD, Finance Department	
2	-	To consider the Agency /User Charges	Prof. A.K. Gogoi-Director Shri M.K. Yadava, IFS-M.D. Shri A. Barooa, Director Shri D.L. Bhattacharya, OSD, Finance Deptt.	
3	-	To review the Organisation Structure of AEDC Ltd.	Shri Shantikam Hazarika- Chairman Dr. M. Ariz Ahammed, IAS- Member Shri M.K. Yadava, IFS- Convenor	
4	-	Reconstituted the Sub: Committee for Organisational Structure	Shri Shantikam Hazarika- Chairman Shri M.K. Yadava, IFS- Member Secretary	

## 7. The number of Board meetings and AGM held (year wise, for last three years)

	2009-10	2010-11	2011-12
No of Board Meetings	3	2	1
AGM	4	1	2

## 8. Mandate/ Mission of the SLPE

Sl. No.	Main Mandate/ Objectives/ Purpose of SLPE	Present operational status	Extent of achievement of the said mandate in % or in quantitative description
	To develop, promote, undertake and execute information technology(IT) & IT enabled services (ITES), e-Governance, e-Commerce and allied projects, enterprises, programmes, schemes on turn key, job basis, out sourcing, BOO (Build, Own & Operate), BOT (Build, Own & Transfer), PPP (Public Private Partnership) on joint sector, private sector participation of financial institutions for the growth of Information Technology and allied sectors.	In operation	Annual target achieves each year

## 9. Strategy and Business Plan adopted for realisation of goals as stated in the vision statement and objectives set.

The IT Vision is sought to be realized by achieving the following objectives:

- (1) Upgradation of standard and quality administration, particularly in social and public services sector through a process of modernization and rationalization of administrative setup.
- (2) Providing e-Governance services, viz. Government to Citizen (G2C), Citizen to Citizen (C2C) & Government to Business (G2B) Services, portals and replicate e-Setu through kiosks.
- (3) Providing know-how & expertise to the Government Departments for back and computerization and business process re-engineering.
- (4) ICT intervention for efficient & cost-effective governance.
- (5) Extensive percolation of IT literacy and education in the State.
- (6) Encouraging private sector initiative in IT related infrastructure and services.
- (7) Generating IT related employment opportunities.

## 10. Performance : MOU Rating of SLPE (year wise, if any)

179

	2009-10	2010-11	2011-12
MOU entered years	-	-	-
MOU Rating	-	-	-

## 11. Status of Accounts :

a. Provisional up to	2011-12
b. Statutory Audit Completed up to	2009-10
c. Statutory Auditor appointed up to	2011-12
d. C&AG / RCS Audited up to	2006-07
e. Adopted in AGM up to	2006-07
f. Date on which AGM was held for the years	--
g. Number of Accounts in Arrears	5 years

## 12. Capital Structure : (Rs. in lakh)

		2009-10	2010-11	2011-12
A	Authorised Capital	1000	1000	--
B	Paid-up Capital	946	946	--
	a. Government of Assam	946	946	--
	b. Government of India	-	-	--
	c. Others (specify)	-	-	--
C	Total	946	946	--

## 3. A. Financial performance (Rupees in Lakh) :

		2009-10	2010-11	2011-12
A	Status of Accounts	-	-	--
	i ) Estimated (E)	P	P	--
	ii ) Provisional (P)			
	iii) Audited (A)			
B	Capital Investment	1824	1602	--
C	Capital Employed	1001	1001	--
D	State Government Investment	1501	1501	--
	a. Equity	946	946	--
	b. Term Loan	55	55	--
	c. Subsidy/ Grant	-	-	--
	i. State	-	-	--
	ii. Centre	-	-	--
	Total	-	-	--
	d. Guarantees	-	-	--
	i. Received	500	500	--
	ii. Committed	-	-	--
E	Loan			
	a. State Govt. Loan	55	55	--
	b. Institutional Loan	-	-	--
	c. Banks Loan	-	-	--
	d. PSU Loan (Name of PSU)	323	101	--
	e. Co-operatives	-	-	--
	Total	378	156	--
	d. Defaults in loan repayments if any.	55	55	



F	Waver of dues/ grant		-	-	
	a	Loan repayment written of	-	-	--
	b	Loans converted into equity	-	-	--
	c	Interest/ penal interest waived	-	-	--
	d	Loans converted into Grant	-	-	--
	e	Total	-	-	--
G	a. Total Turnover		8607	10603	--
	b. Net Turnover		8537	10510	--
H	Total Income		9186	11225	--
I	Total Expenses		9089	11188	--
J	Total cost of production or total cost of service		894	474	--
K	DIT				
	a. Depreciation		41	56	--
	b. Interest		-	-	--
	c. Taxes		7	7	--
	d. Total		48	62	--
L	Profit				--
	a. PBIT		167	66	--
	b. PBDIT		208	122	--
	c. PBDIT to Capital Employed		0.21	0.12	--
	d. PBIT to Turnover		0.02	0.006	--
	e. PADIT		160	60	--
	f. Surplus Generated		--	--	--
M	Accumulated Reserve		--	--	--
N	Reserve and Surplus		568	568	--
O	Accumulated Loss (-)		--	--	--
P	Net worth (NW) (+/-)		1514	1514	--
Q	Net Profit to Net worth		0.11	0.03	--
R	Return on Capital employed		0.08	0.03	--
S	Debt-Equity Ratio		0.40	0.16	--
T	Gross Margin		0.02	0.02	--
U	Dividend paid		-	-	--
	a	%	-	-	--
	b	Amount	-	-	--
V	Manpower Cost		369	550	--
W	Turnover per employee		35.71	41.74	--
X	Internal Resource Generation		-	-	--
Y	Contribution to Exchequer Total		178	229	--
	a.	Interest on Govt. loan	-	--	--
	b.	Dividend	-	--	--
	c.	Excise Duty	-	-	--
	d.	Custom duty	-	-	--
	e.	Sales Tax	69	93	--
	f.	Dividend Tax	-	-	--
	g.	Other duties and Taxes	109	136	--

## 14. Physical performance :

Sl. No.	Parameter	Unit	2009-10	2010-11	2011-12
			NA	NA	NA

## 15. Employment (Numbers)

Sl.No.		2009-10	2010-11	2011-12
1	Total	133	131	129
	Executive/ Managerial	22	21	35
	Supervisory	18	18	51
	Field personnel/ Others	93	92	43
2	Community wise			
	SC	9	8	8
	ST	12	12	12
	OBC	45	45	44
	Minority	5	5	4
	Disabled	0	0	0
	Women	9	9	9

16. Remedial action taken/ proposed to be taken on the following issues flagged by the CAG Report (for the year ended 31<sup>st</sup> March 2011)

- i. No. of outstanding Inspection Report (IRs) and paragraphs: Nil
- ii. Paragraphs/ reviews for which explanatory notes were not received by the AG: Nil
- iii. Paras involving deficiencies: Nil
- iv. Paras involving recovery of money: Nil
- v. Compliance/ Non- Compliance to Accounting standards: Complied
- vi. Internal Control & Internal Audit Systems :NA
- vii. Status of SAR: NA
- viii No. of paras discussed by and pending at Committee on Public Undertakings (COPU):NA
- ix On CAG Recommendations / suggestions : Complied

## 17. Major constraints :

Sl. No.	Major constraints	Action plan
a)	<p>As per the terms of MOU between AEDC,IT Department and Govt. of Assam, for the year 2006-07, State Govt. is yet to consider the following :</p> <p>(i) Capital investment upto Rs. 10Crores.</p> <p>(ii)To invest in instruments like Mutual Fund of low risk, having better return than bank interest.</p> <p>(iii) Visit of AMTRON personal to overseas countries etc. for scouting/ show caseing business and technologies for the growth of IT sector.</p>	State Govt. is requested to delegate powers to the corporation.

b.	<p>The Corporation is yet to receive assistance from the Govt. on the following :</p> <p>(i) Entry Tax exemption on AMTRON product</p> <p>(ii) IT Deptt. would provide a special package of incentives for reimbursement of VAT remitted by AMTRON and its subsidiary for manufacturing of electronics etc.</p> <p>(iii) Govt. is yet to consider waiving /conversing the outstanding loan of Rs.55 Lakhs to grants –in-aid.</p> <p>(iv) Rs. 142,92000/-are yet to adjust by the Govt. against receivable loan and interest from the state PSE and Bank.</p>	
c.	Govt. is yet to raise the equity sharee in AMTRON from Rs.10 crore to Rs. 30crore, approved by BOD.	

18. Action taken for :

- i Improving performance (i) Use of e-filing  
(ii) Weekly review and reporting
- ii Revitalisation through implementation of VRS : N/A
- iii Disinvestment etc : N/A
- iv Preparation of long term plan : Under process
- v Updating of accounts (i) Provisional upto 2011-12  
(ii) Statutory Audit completed upto 2009-10  
(iii) Adopted in AGM upto 2006-07

Reporting Date : 30-04-2013

## 1. Nature and incorporation :

- a. Nature of SLPE : Government Company  
 b. Date of incorporation : 09-02-1972  
 c. Act under which incorporated : Companies Act'1956

2. Administrative Department : Industries & Commerce Department Govt. of Assam

3. Address of the SLPE Head Office : HOUSEFED Complex, C-Block 7<sup>th</sup>  
 (Including Telephone/ Fax/ e-mail Floor, Dr. B.N. Saikia Road, Dispur, Guwahati-6.  
 and website, if any) Telephone No. 0361-2234064 Fax No. 0361-2234058,  
 E-mail Id: [ssassam30@gmail.com](mailto:ssassam30@gmail.com) Website:  
[www.assamteacorp.in](http://www.assamteacorp.in)

## 4. Classification, category and operational status :

Division (As per GOI)	Major Sector area (Based on CAG & GOI classification)	Specific area of SLPE	Current status
Industry	1. Agriculture & Allied	Production of Green Leaf & Manufacturing of Black Tea	In operation but losing

5. Present CMD/ MD/ CEO/ Name, contact phone, mobile, fax and official e-mail : Mr. Harish Sonowal ,IAS  
 (Rtd.) Chairman-cum-Managing Director . Telephone & Fax No. 0361-2234058, E-mail Id:  
[ssassam30@gmail.com](mailto:ssassam30@gmail.com) Website: [www.assamteacorp.in](http://www.assamteacorp.in)

6. A. Composition of the Board as on 30<sup>th</sup> November'2012 :

Designation	Name	Official Designation/ Member eligible	Tenure	Date on which any member is retiring this year	Contact numbers
CMD	Mr. Harish Sonowal , IAS (ITD)	Chairman-cum- Managing Director ATCL	April' 2010 to till date	--	0361- 2234065
Director	Smti. Emily Chowdhary, IAS	Addl. Chief Secretary Public Enterprises Department GOA	April' 2010 to till date	--	--
Director	Kumar Sanjay Krishna, IAS	Principal Secretary Planning & Development Department GOA	April' 2010 to till date	--	--
Director	Shri R.T. Jindal, IAS	Principal Secretary Industries & Commerce Department GOA	September' 2012 to till date	--	--
Director	Shri P. Borthakur, IAS	Commissioner & Secretary Finance Department GOA	September' 2011 to till date	--	--
Director	Shri Lokheswar Tanti	Secretary, Assam Chah Majdoor Sangha	April' 2010 to till date	--	--

## 6.B. Various sub-committees constituted by the Board of Directors for different activities.

Sl. No.	Sub-committee	Mandate	Composition/ Members	Remarks
	Nil	Nil	Nil	Nil

7. The number of Board meetings and AGM held (year wise, for last three years)

	2009-10	2010-11	2011-12
No of Board Meetings	4	3	3
AGM	Nil	Nil	Nil

184

8. Mandate/ Mission of the SLPE

Sl. No.	Main Mandate/ Objectives/ Purpose of SLPE	Present operational status	Extent of achievement of the said mandate in % or in quantitative description
a.	To acquire, purchase and take over tea estate in Assam that are offered for sale from time to time which the Corporation considers profitable.	In operation	i) ATCL acquired 14 sick gardens from different companies/owners after incorporation. ATCL also managed 4 gardens and out of the 4 gardens 3 gardens have been returned back to the owners. ATCL has been still managing 1 garden (Bidyanagar T.E) which is belongs to under Revenue Department, Govt. of Assam.
b.	To safeguard the future of the Tea Industry and to protect the interest of workers and increase employment potentialities and to avoid concentration of ownership of tea estates in a few hands.		

9. Strategy and Business Plan adopted for realisation of goals as stated in the vision statement and objectives set. :

To make ATCL a profitable unit the following actions have been taken:

1. New plantation of Tea Bush
2. Increase of production
3. Modernisation of factory
4. Emphasis on quality tea production
5. Cost Control

10. Performance : MOU Rating of SLPE (year wise, if any)

	2009-10	2010-11	2011-12
MOU entered years	Nil	Nil	Nil
MOU Rating	Nil	Nil	Nil

11. Status of Accounts :

a. Provisional up to	2011-12
b. Statutory Audit Completed up to	1998-99
c. Statutory Auditor appointed up to	2006-07
d. C&AG / RCS Audited up to	1998-99
e. Adopted in AGM up to	1998-99
f. Date on which AGM was held for the years	16.03.2009 for the year 2008-09
g. Number of Accounts in Arrears	13 years

12. Capital Structure : (Rs. in lakh)

		2009-10	2010-11	2011-12
A	Authorised Capital	3000	3000	3000
B	Paid-up Capital			
	a. Government of Assam	2954	2954	2954
	b. Government of India	--	--	--
	c. Others (specify)	0.01	0.01	0.01
C	Total	2954	2954	2954

## 13. Financial performance (Rupees in Lakh) :

185

		2009-10	2010-11	2011-12
A	Status of Accounts			
	i ) Estimated (E) ii ) Provisional (P) iii) Audited (A)	P	P	P
B	Capital Investment	17630	18813	18840
C	Capital Employed	9146	8899	10539
D	State Government Investment	17630	18813	18840
	a. Equity	2954	2954	2954
	b. Term Loan	14676	15841	15841
	c. Subsidy/ Grant			
	i. State	Nil	Nil	Nil
	ii. Centre	Nil	18	45
	Total	Nil	18	45
	d. Guarantees	Nil	Nil	Nil
	i. Received			
	ii. Committed			
E	Loan			
	a. State Govt. Loan	14676	15841	15841
	b. Institutional Loan	Nil	Nil	Nil
	c. Banks Loan	Nil	Nil	Nil
	d. PSU Loan (Name of PSU)	Nil	Nil	Nil
	e. Co-operatives	Nil	Nil	Nil
	Total	14676	15841	15841
	d. Defaults in loan repayments if any.			
F	Waver of dues/ grant			
	a Loan repayment written of	--	--	--
	b Loans converted into equity	--	--	--
	c Interest/ penal interest waived	--	--	--
	d Loans converted into Grant	--	--	--
	e Total	--	--	--
G	a. Total Turnover	3634	4484	4368
	b. Net Turnover	3592	4429	4318
H	Total Income	3650	4525	4447
I	Total Expenses	4821	5727	6135
J	Total cost of production or total cost of service	3947	4619	5242
K	DIT			
	a. Depreciation	19	58	74
	b. Interest	195	178	195
	c. Taxes	Nil	70	63
	d. Total	214	306	332
L	Profit			
	a. PBIT	(976)	(957)	(1433)
	b. PBDIT	(957)	(899)	(1359)
	c. PBDIT to Capital Employed	--	--	--
	d. PBIT to Turnover	--	--	--
	e. PADIT	(1171)	(1205)	(1691)
	f. Surplus Generated	Nil	Nil	Nil

M	Accumulated Reserve	Nil	Nil	Nil
N	Reserve and Surplus	Nil	Nil	Nil
O	Accumulated Loss (-)	27070	28020	29705
P	Net worth (NW) (+/-)	(24116)	(27726)	(29411)
Q	Net Profit to Net worth	--	--	--
R	Return on Capital employed	--	--	--
S	Debt-Equity Ratio	--	--	--
T	Gross Margin	--	--	--
U	Dividend paid	Nil	Nil	Nil
	a %	--	--	--
	b Amount	--	--	--
V	Manpower Cost	3526	4101	4573
W	Turnover per employee	0.22	0.27	0.26
X	Internal Resource Generation	19	58	74
Y	Contribution to Exchequer Total	13	18	29
	a. Interest on Govt. loan	Nil	Nil	Nil
	b. Dividend	Nil	Nil	Nil
	c. Excise Duty	7	9	12
	d. Custom duty	Nil	Nil	Nil
	e. Sales Tax	3	5	13
	f. Dividend Tax	Nil	Nil	Nil
	g. Other duties and Taxes	3	4	4

14. Physical performance :

Sl. No.	Parameter	Unit	2009-10	2010-11	2011-12
1.	Green leaf Plucked	Kg	18247736	20554883	19687631
2.	Made Tea	Kg	2413532	3049429	2613431
3.	Green leaf sold	Kg	6581211	6530051	7623518

15. Employment (Numbers) :

Sl.No.		2009-10	2010-11	2011-12
1	Total	16695	16693	16693
	Executive/ Managerial	60	56	56
	Supervisory	493	495	495
	Field personnel/ Others	16142	16142	16142
2	Community wise			
	SC	1047	1049	1049
	ST	18	18	18
	OBC	16190	16192	16192
	Minority	531	531	531
	Disabled	2	2	2
	Women	7585	7588	7588

16. Remedial action taken/ proposed to be taken on the following issues flagged by the CAG Report (for the year ended 31<sup>st</sup> March 2012)

- i. No. of outstanding Inspection Report (IRs) and paragraphs : 8 nos.
- ii. Paragraphs/ reviews for which explanatory notes were not received by the AG : Nil

- iii. Paras involving deficiencies : Nil
- iv. Paras involving recovery of money : Nil
- v. Compliance/ Non- Compliance to Accounting standards : Complied
- vi. Internal Control & Internal Audit Systems : Yes
- vii. Status of SAR : NA
- viii No. of paras discussed by and pending at Committee on Public Undertakings (COPU) : NA
- ix On CAG Recommendations / suggestions : NA

17. Major constraints :

Sl. No.	Major constraints	Action plan
a	Lack of working Capital	Working Capital somehow managed by taking advance from brokers and advance against sale of green leaf from different parties.
b	Low yield due to high percentage of old 50 years Plus bushes	(i) A long term plan has been prepared for uprooting the old bushes by re-plantations (ii) To carry out new plantations in fallow lands . Accordingly phase wise plantations has already been started. Till date 339hctrs. of land have been covered under the plan.
c	Excess work force	With the new plantations in the fallow lands the excess work force will become diluted.

18. Action taken for :

- i Improving performance : Steps taken for quality improvement of reduction of cost in manufacturing activities.
- ii Revitalisation through implementation of VRS : Nil
- iii Disinvestment etc. : Nil
- iv Preparation of long term plan : A long term programme of infilling/uprooting re-plantation of old bushes started from 2005-06 to increase production.



- v Updating of accounts : Updating of accounts is in progress, provisional accounts completed up to 2011-12.

Reporting Date : 30/11/2012.

## 1. Nature and incorporation :

- a. Nature of SLPE : Government Company  
 b. Date of incorporation : 07.01.1991  
 c. Act under which incorporated : The Companies Act, 1956

## 2. Administrative Department : Industries &amp; Commerce Deptt., Govt. of Assam.

3. Address of the SLPE Head Office : Rajgarh Road, 4<sup>th</sup> Bye Lane, Guwahati-781003, 0361-  
 ( Including Telephone/ Fax 2526928 e-mail- [ashokjogi@gmail.com](mailto:ashokjogi@gmail.com).  
 / e-mail and website, if any)

## 4. Classification, category and operational status :

Division (As per GOI)	Major Sector area (Based on CAG & GOI classification)	Specific area of SLPE	Current status
(A) Industry	Manufacturing	Production of paper	Revival process initiated

## 5. Present CMD/ MD/ CEO/ Name, contact phone, mobile, fax and official e-mail :

Shri R.P. Das, ACS, Deputy Secretary, Industries & Commerce Deptt. 94351-49821, ashokjogi @ gmail.com.

6. A. Composition of the Board as on 1<sup>st</sup> April,2012:

Designation	Name	Official Designation/ Member eligible	Tenure	Date on which any member is retiring this year	Contact numbers
Chairman	Sri R. S. Prasad, IAS	Commissioner & Secy. Industries & Commerce Deptt.	-	-	
MD	Sri R.P.Das, ACS	Dy, Secretary Industries & Commerce Deptt.	-	-	94351- 49821
Director	Sri G. Barthakur, ACS	OSD, Finance	-	-	
Director	Sri P.K. Das	Adviser (F) Public Enterprises Deptt.	-	-	
Director	Sri S.P. Gotmare, IAS	D.C. Bongaigaon	-	-	

## B. Various sub-committees constituted by the Board of Directors for different activities.

Sl. No.	Sub-committee	Mandate	Composition/ Members	Remarks
-	Nil	Nil	Nil	Nil

## 7. The number of Board meetings and AGM held (year wise, for last three years)

	2009-10	2010-11	2011-12
No of Board Meetings	4	4	4
AGM	2	2	2

Sl. No.	Main Mandate/ Objectives/ Purpose of SLPE	Present operational status	Extent of achievement of the said mandate in % or in quantitative description
	To produce paper and paper products	Not Working	Steps continued for revival

9. Strategy and Business Plan adopted for realisation of goals as stated in the vision statement and objectives set. : Effects continued for revival under Assam Accord.

10. Performance : MOU Rating of SLPE (year wise, if any)

	2009-10	2010-11	2011-12
MOU entered years	Nil	Nil	Nil
MOU Rating	Nil	Nil	Nil

11. Status of Accounts :

a. Provisional up to	2010-11
b. Statutory Audit Completed up to	2010-11
c. Statutory Auditor appointed up to	2012-13
d. C&AG / RCS Audited up to	2010-11
e. Adopted in AGM up to	2010-11
f. Date on which AGM was held for the years	21/09/2012, 23/09/2011, 30/09/2010
g. Number of Accounts in Arrears	1

12. Capital Structure : (Rs. in lakh)

		2009-10	2010-11	2011-12
A	Authorised Capital	3000	3000	3000
B	Paid-up Capital			
	a. Government of Assam	1	1	1
	b. Government of India	-	-	-
	c. Others (specify)	-	-	-
C	Total	1	1	1

13. Financial performance (Rupees in Lakh) :

		2009-10	2010-11	2011-12
A	Status of Accounts			
	i ) Estimated (E)	A	A	--
	ii ) Provisional (P)			
	iii) Audited (A)			
B	Capital Investment	12437	12581	--
C	Capital Employed	7254	6473	--
D	State Government Investment	701	846	--
	a. Equity	1	1	--
	b. Term Loan	600	745	--
	c. Subsidy/ Grant			--
	i. State	100	100	--
	ii. Centre	-	-	--
	Total	100	100	--

	d.	Guarantees			--
		i. Received	NIL	NIL	--
		ii. Committed	NIL	NIL	--
E	Loan				
	a.	State Govt. Loan	600	745	--
	b.	Institutional Loan	NIL	NIL	--
	c.	Banks Loan	NIL	NIL	--
	d.	PSU Loan (Name of PSU)	NIL	NIL	--
	e.	Co-operatives	NIL	NIL	--
		Total	600	745	--
	d. Defaults in loan repayments if any.		--	--	--
F	Waver of dues/ grant				
	a	Loan repayment written of	NIL	NIL	--
	b	Loans converted into equity	NIL	NIL	--
	c	Interest/ penal interest waived	NIL	NIL	--
	d	Loans converted into Grant	NIL	NIL	--
	e	Total	NIL	NIL	--
G	a. Total Turnover		16	17	--
	b. Net Turnover		--	--	--
H	Total Income		16	17	--
I	Total Expenses		701	722	--
J	Total cost of production or total cost of service		--	--	--
K	DIT				--
	a. Depreciation		484	482	--
	b. Interest		76	98	--
	c. Taxes		--	--	--
	d. Total		560	580	--
L	Profit				--
	a. PBIT		(558)	(607)	--
	b. PBDIT		(74)	(125)	--
	c. PBDIT to Capital Employed		--	--	--
	d. PBIT to Turnover		--	--	--
	e. PADIT		(634)	(705)	--
	f. Surplus Generated		--	--	--
M	Accumulated Reserve		--	--	--
N	Reserve and Surplus		11836	11836	--
O	Accumulated Loss (-)		6194	6850	--
P	Net worth (NW) (+/-)		5643	4987	--
Q	Net Profit to Net worth		--	--	--
R	Return on Capital employed		Nil	Nil	--
S	Debt-Equity Ratio		0.93	0.15	--
T	Gross Margin		--	--	--
U	Dividend paid				--
	a	%	Nil	Nil	--
	b	Amount	Nil	Nil	--
V	Manpower Cost		114	125	--
W	Turnover per employee		0.06	0.08	--
X	Internal Resource Generation		NA	NA	--

Y	Contribution to Exchequer Total		76	98	--
	a.	Interest on Govt. loan	76	98	--
	b.	Dividend	Nil	NIL	--
	c.	Excise Duty	Nil	NIL	--
	d.	Custom duty	Nil	NIL	--
	e.	Sales Tax	Nil	NIL	--
	f.	Dividend Tax	Nil	NIL	--
	g.	Other duties and Taxes	Nil	NIL	--

14. Physical performance :Nil (Now a non functioning PSU)

Sl. No.	Parameter	Unit	2009-10	2010-11	2011-12
			Nil	Nil	Nil

15. Employment (Numbers)

Sl.No.		2009-10	2010-11	2011-12
1	Total	277	253	--
	Executive/ Managerial	-	-	--
	Supervisory	3	3	--
	Field personnel/ Others	274	250	--
2	Community wise	NA	NA	NA
	SC	NA	NA	NA
	ST	NA	NA	NA
	OBC	NA	NA	NA
	Minority	NA	NA	NA
	Disabled	NA	NA	NA
	Women	NA	NA	NA

16. Remedial action taken/ proposed to be taken on the following issues flagged by the CAG Report (for the year ended 31<sup>st</sup> March 2011)

- i. No. of outstanding Inspection Report (IRs) and paragraphs: NIL
- ii. Paragraphs/ reviews for which explanatory notes were not received by the AG : --
- iii. Paras involving deficiencies: NIL
- iv. Paras involving recovery of money :NIL
- v. Compliance/ Non- Compliance to Accounting standards: NIL
- vi. Internal Control & Internal Audit Systems: NIL
- vii. Status of SAR : 2010-11 done
- viii. No. of paras discussed by and pending at Committee on Public Undertakings (COPU) : NIL
- ix. On CAG Recommendations / suggestions : Follow-up action taken

## 17. Major constraints :

Sl. No.	Major constraints	Action plan
	Not reported	Not reported

## 18. Action taken for :

- i Improving performance : The Mill is inoperative.
- ii Revitalisation through implementation of VRS :
- iii Disinvestment etc. :
- iv Preparation of long term plan :
- v Updating of accounts :

Reporting Date : 21.12.12

## 1. Nature and incorporation :

- a. Nature of SLPE : Government Company  
 b. Date of incorporation : 22.04.1971  
 c. Act under which incorporated : Companies Act-1956

## 2. Administrative Department : Industries &amp; Commerce Department, Govt. of Assam

3. Address of the SLPE Head Office : Namrup, P.O. Parbatpur, Distric-Dibrugarh, Assam,  
 ( Including Telephone/ Fax/ Pin-786623 Tel:0374-25000331,2500212,2500518.  
 e-mail and website, if any) Fax: 0374-2500231  
 Liaison Office 4<sup>th</sup> Floor, Orion Place, G.S.Road,  
 Bhangagarh Guwahati-781005

## 4. Classification, category and operational status :

Division (As per GOI)	Major Sector area (Based on CAG & GOI classification)	Specific area of SLPE	Current status
Industry	Petrochemicals	Methanol & Formalin Manufacturing	Working

## 5. Present CMD/ MD/ CEO/ Name, contact phone, mobile, fax and official e-mail :

MD, Shri Ratul Bordoloi, Ph No. 0374-2500212, 9435009667, Fax No. 0374-2500231

E-mail : [nrpapl@sancharnet.in](mailto:nrpapl@sancharnet.in), [aplguw@bsnl.in](mailto:aplguw@bsnl.in)

## 6. A. Composition of the Board as on 1.6.2010 (Composition of Board as on 01/01/2013 is given).

Designation	Name	Official Designation/ Member eligible	Tenure	Date on which any member is retiring this year	Contact numbers
Chairman	Shri Rameswar Dhanowar	MLA	Since 07.12.2006	--	9435040253
Director	Shri R.T.Jindal, IAS	Principal Secretary, I & C Department, GOA	Since 05.07.2012	--	0361- 2237256
Director	Shri R. Prasad, IAS	Commissioner & Secretary, I & C Department, GOA	Since 30.06.2011	--	0361- 2200399
Director	Shri J.. Choudhury	Director, Finance Department, GOA	Since 09.10.2011	--	9864266477
Director	Shri D.N.Baruah	--	Since 04.02.1987	--	9435108647
Director	Shri A.N.Das	--	Since 09.11.2009	--	9954191833
Director	Shri B.KSarma	--	Since 09.11.2009	--	9435137942
Director	Shri U.Borah	--	Since 29.12.201	--	9678069298

Director	Shri S.KChoube	--	Since 19.12.2012	--	9435533425
Director	Shri R.Bordoloi	MD, APCL	Since 09.09.2010	--	9435009667

B. Various sub-committees constituted by the Board of Directors for different activities.

Sl. No.	Sub-committee	Mandate	Composition/ Members	Remarks
1	Audit Committee	--	1. D.N.Barua 2. A.N.Das 3. B.K.Sarma 4. R. Bordoloi	
2	Marketing Committee	--	1. R. Dhanowar 2. R. Prasad, IAS 3. A.N.Das 4. J. Choudhury 5. R. Bordoloi	
3	Personnel Committee	--	1. R. Dhanowar 2. A.N.Das 3. J. Choudhury 4. R. Bordoloi	
4	Project Committee	--	1. R. Prasad, IAS 2. J. Choudhury 3. D.N.Barua 4. A.N.Das 5. B.K.Sarma 6. U.Borah 7. R. Bordoloi	

7. The number of Board meetings and AGM held (year wise, for last three years)

	2009-10	2010-11	2011-12
No of Board Meetings	7	10	5
AGM	1	1	1

8. Mandate/ Mission of the SLPE

Sl. No.	Main Mandate/ Objectives/ Purpose of SLPE	Present operational status	Extent of achievement of the said mandate in % or in quantitative description
1	To carry on the business of manufacturing & dealers in petrochemicals, chemical Compounds & chemical products	NA	NA

9. Strategy and Business Plan adopted for realisation of goals as stated in the vision statement and objectives set. : NA

10. Performance : MOU Rating of SLPE (year wise, if any)

	2009-10	2010-11	2011-12
MOU entered years	Nil	Nil	Nil
MOU Rating	Nil	Nil	Nil



# 11. Status of Accounts:

196

a. Provisional up to	NA	
b. Statutory Audit Completed up to	2011-12	
c. Statutory Auditor appointed up to	2012-13	
d. C&AG / RCS Audited up to	2011-12	
e. Adopted in AGM up to	2010-11	
f. Date on which AGM was held for the years	2009-10	12/29/2010
	2010-11	4/30/2012
	2011-12	Yet to hold
g. Number of Accounts in Arrears	Nil	

## 12. Capital Structure : (Rs. in lakh)

		2009-10	2010-11	2011-12
A	Authorised Capital	1700	1700	1700
B	Paid-up Capital			
	a. Government of Assam	804	804	804
	b. Government of India	0	0	0
	c. Others (specify)	108	108	108
C	Total	912	912	912

## 13. A. Financial performance (Rupees in Lakh) :

		2009-10	2010-11	2011-12
A	Status of Accounts			
	i ) Estimated (E)			
	ii ) Provisional (P)			
	iii) Audited (A)	A	A	A
B	Capital Investment	912	912	912
C	Capital Employed	8414	7441	6196
D	State Government Investment	804	804	804
	a. Equity	804	804	804
	b. Term Loan	0	0	0
	c. Subsidy/ Grant			
	i. State	NA	NA	NA
	ii. Centre	NA	NA	NA
	Total			
	d. Guarantees	NA	NA	NA
	i. Received	NA	NA	NA
	ii. Committed	NA	NA	NA
E	Loan		NA	NA
	a. State Govt. Loan	NA	NA	NA
	b. Institutional Loan	NA	NA	NA
	c. Banks Loan	NA	NA	NA
	d. PSU Loan (Name of PSU)	NA	NA	NA
	e. Co-operatives	NA	NA	NA
	Total			
	d. Defaults in loan repayments if any.	NA	NA	NA
F	Waver of dues/ grant	NA	NA	NA
	a NA	NA	NA	NA
	b NA	NA	NA	NA
	c NA	NA	NA	NA
	d NA	NA	NA	NA
	e NA	NA	NA	NA
G	a. Total Turnover	5615	3932	6671
	b. Net Turnover	5054	3481	6048

H	Total Income	5578	3870	6419
I	Total Expenses	5070	4948	6531
J	Total cost of production or total cost of service	5159	5003	6529
K	DIT			
	a. Depreciation	134	125	176
	b. Interest	6	5	2
	c. Taxes	277	0	0
	d. Total	417	130	178
L	Profit			
	a. PBIT	529	(1073)	(109)
	b. PBDIT	664	(948)	67
	c. PBDIT to Capital Employed	0.08	--	0.01
	d. PBIT to Turnover	0.10	--	--
	e. PADIT	279	(1065)	(106)
	f. Surplus Generated	172	--	--
M	Accumulated Reserve	--	--	--
N	Reserve and Surplus	7505	6480	6373
O	Accumulated Loss (-)	NA	NA	NA
P	Net worth (NW) (+/-)	8417	7392	7285
Q	Net Profit to Net worth	0.03	--	--
R	Return on Capital employed	3	--	--
S	Debt-Equity Ratio	--	--	--
T	Gross Margin	1.75	--	--
U	Dividend paid	--	--	--
	a %	10%	NA	NA
	b Amount	91	0	0
V	Manpower Cost	2070	2043	2108
W	Turnover per employee	22	17	33
X	Internal Resource Generation	174	--	--
Y	Contribution to Exchequer Total	678	462	510
	a. Interest on Govt. loan	0	0	0
	b. Dividend	91	0	0
	c. Excise Duty	435	358	400
	d. Custom duty	--	--	--
	e. Sales Tax	82	53	59
	f. VAT	44	40	43
	g. Dividend Tax	15	0	0
	h. Other duties and Taxes	11	11	8

#### 14. Physical performance :

Sl. No.	Parameter	Unit	2009-10	2010-11	2011-12
	Methanol Production	MT	33759	17982	26994
	Formalin Production	MT	38446	25158	32630

## 15. Employment (Numbers)

Sl.No.		2009-10	2010-11	2011-12
1	Total	418	396	357
	Executive/ Managerial	154	158	145
	Supervisory	10	8	8
	Field personnel/ Others	254	230	204
2	Community wise			
	SC	38	29	21
	ST	56	62	52
	OBC	258	236	220
	Minority	22	27	23
	Disabled	4	3	3
	Women	40	39	38

16. Remedial action taken/ proposed to be taken on the following issues flagged by the CAG Report (for the year ended 31<sup>st</sup> March 2011)

- i. No. of outstanding Inspection Report (IRs) and paragraphs: Part II A-4 Part-IIB-10 nos.
- ii. Paragraphs/ reviews for which explanatory notes were not received by the AG: Nil
- iii. Paras involving deficiencies: Not Applicable
- iv. Paras involving recovery of money: Not Applicable
- v. Compliance/ Non- Compliance to Accounting standards: 100% compliance
- vi. Internal Control & Internal Audit Systems: Available
- vii. Status of SAR: Up to date
- viii No. of paras discussed by and pending at Committee on Public Undertakings (COPU): NA
- ix On CAG Recommendations / suggestions : NA

## 17. Major constraints :

Sl. No.	Major constraints	Action plan
1.	Price of Natural Gas-the main inputs,	Enhanced the capacity of downstream products
2.	Price of imported Methanol	Approach to the Govt. for abatement of 40% applicable to North East.
3.	Old Plant	Fresh investment is going to be made for large capacity plant

18. Action taken for :

- i Improving performance: Regular maintenance of the plant are being taken to get the full capacity utilization
- ii Revitalisation through implementation of VRS: Not Applicable at present.
- iii Disinvestment etc.: Not applicable.
- iv Preparation of long term plan: Through fresh investment in 500TP Methanol and 200TDP Acetic Acid Plant.
- v Updating of accounts : Up to date.

Reporting Date : 16.01.2013

1. Nature and incorporation :

- a. Nature of SLPE : Government Company
- b. Date of incorporation : 30.03.1988
- c. Act under which incorporate : Companies Act, 1956.
- 2. Administrative Department : Industries & Commerce Department , Govt. of Assam

3. Address of the SLPE Head Office : AIDC Complex, R.G. Baruah Road,  
(Including Telephone/ Fax/ e-mail Guwahti-24. Telephone No. 0361-2416151  
and website, if any) Fax No. 0361-2416151, E-mail  
[asfscfertilizer@rediffmail.com](mailto:asfscfertilizer@rediffmail.com)

4. Classification, category and operational status :

Division (As per GOI)	Major Sector area (Based on CAG & GOI classification)	Specific area of SLPE	Current status
Industry	Manufacturing	Manufacturing of Fertilizers & Chemicals	In operation but losing

5. Present CMD/ MD/ CEO/ Name, contact phone, mobile, fax and official e-mail :  
Shri D.K. Deka, Telephone No. Office 0361-2416151 Mobile 9435012554, E-mail  
[asfscfertilizer@rediffmail.com](mailto:asfscfertilizer@rediffmail.com)

6. A. Composition of the Board as on 31<sup>st</sup> December, 2012 :

Designation	Name	Official Designation/ Member eligible	Tenure	Date on which any member is retiring this year	Contact numbers
Chairman	Shri Chiranjit Chaliha	Industrialist	11year 3 months	--	9864022812
Director	Shri R. Prasad, IAS	M.D. AIDC LTD.	1 year 7months	--	9435025000
Director	Dr. R.N. Das	Ex-E.D. ASFC LTD.	11year 3 months	--	9435010835
Director	Shri B.C. Barooah	Ex-GM, AIDC LTD.	6 years	--	9435048537
Director	Shri D.K. Deka	M.D. ASFC, DGM, AIDC	1year 8 months	--	9435012554
Director	Shri R.P. Das, ACS	DY. Secretary GOA	2 year 3 months	--	9435149821

6. B. Various sub-committees constituted by the Board of Directors for different activities.

Sl. No.	Sub-committee	Mandate	Composition/ Members	Remarks
	NIL	NIL	NIL	

7. The number of Board meetings and AGM held (year wise, for last three years)

	2009-10	2010-11	2011-12
No of Board Meetings	4	4	4
AGM	1	3	1

Sl. No.	Main Mandate/ Objectives/ Purpose of SLPE	Present operational status	Extent of achievement of the said mandate in % or in quantitative description
	To carry on manufacture & distribution of single Super phosphate, Mix Fertilizer for development of Agriculture & Tea Sectors etc. & sulphuric Acid for development of SSI units, Alum plant and for used in other chemical plant in the state.	In operation	--

9. Strategy and Business Plan adopted for realisation of goals as stated in the vision statement and objectives set. : NA

10. Performance : MOU Rating of SLPE (year wise, if any)

	2009-10	2010-11	2011-12
MOU entered years	-	-	-
MOU Rating	-	-	-

11. Status of Accounts :

a. Provisional up to	2011-12
b. Statutory Audit Completed up to	2005-06
c. Statutory Auditor appointed up to	2011-12
d. C&AG / RCS Audited up to	2005-06
e. Adopted in AGM up to	2004-05
f. Date on which AGM was held for the years	24.09.2012
g. Number of Accounts in Arrears	6 years

12. Capital Structure : (Rs. in lakh)

		2009-10	2010-11	2011-12
A	Authorised Capital	500	500	500
B	Paid-up Capital			
	a. Government of Assam	456	456	456
	b. Government of India	-	-	-
	c. Others (specify)	-	-	-
C	Total	456	456	456

13. Financial performance (Rupees in Lakh) :

		2009-10	2010-11	2011-12
A	Status of Accounts			
	i ) Estimated (E)	P	P	P
	ii ) Provisional (P)			
	iii) Audited (A)			
B	Capital Investment	1377	1377	1377
C	Capital Employed	413	411	385

D	State Government Investment		1363	1363	1363
	a.	Equity	456	456	456
	b.	Term Loan	907	907	907
	c.	Subsidy/ Grant	--	--	--
		i. State	--	--	--
		ii. Centre	--	--	--
		Total	--	--	--
	d.	Guarantees	--	--	--
		i. Received	--	--	--
		ii. Committed	--	--	--
E	Loan				
	a.	State Govt. Loan	907	907	907
	b.	Institutional Loan	--	--	--
	c.	Banks Loan	14	14	14
	d.	PSU Loan (Name of PSU)	--	--	--
	e.	Co-operatives	921	921	921
		Total	--	--	--
	d. Defaults in loan repayments if any.		--	--	--
F	Waver of dues/ grant				
	a	Loan repayment written of	--	--	--
	b	Loans converted into equity	--	--	--
	c	Interest/ penal interest waived	--	--	--
	d	Loans converted into Grant	--	--	--
	e	Total	--	--	--
G	a. Total Turnover		364	208	203
	b. Net Turnover		359	208	203
H	Total Income		362	199	224
I	Total Expenses		283	234	226
J	Total cost of production or total cost of service		149	141	128
K	DIT				
	a.	Depreciation	5	4	5
	b.	Interest	--	--	--
	c.	Taxes	8	2	8
	d.	Total	13	6	13
L	Profit				
	a.	PBIT	75	(39)	(7)
	b.	PBDIT	80	(34)	(2)
	c.	PBDIT to Capital Employed	0.19	--	--
	d.	PBIT to Turnover	0.21	--	--
	e.	PADIT	67	(40)	(15)
	f.	Surplus Generated	--	--	--
M	Accumulated Reserve		--	--	--
N	Reserve and Surplus		--	--	--
O	Accumulated Loss (-)		680	720	735
P	Net worth (NW) (+/-)		(224)	(264)	(279)
Q	Net Profit to Net worth		--	--	--
R	Return on Capital employed		--	--	--
S	Debt-Equity Ratio		--	--	--
T	Gross Margin		0.59	--	--

U	Dividend paid	--	--	--
	a %	--	--	--
	b Amount	--	--	--
V	Manpower Cost	88	100	107
W	Turnover per employee	--	--	--
X	Internal Resource Generation	--	--	--
Y	Contribution to Exchequer Total	12	2	8
	a. Interest on Govt. loan	--	--	--
	b. Dividend	--	--	--
	c. Excise Duty	4	--	--
	d. Custom duty	--	--	--
	e. Sales Tax	8	2	8
	f. Dividend Tax	--	--	--
	g. Other duties and Taxes	--	--	--

14. Physical performance :

Sl. No.	Parameter	Unit	2009-10	2010-11	2011-12
1	Production	MT	5043	1535	1662
2	Sales	MT	5062	1861	1315
3	Amount	Rupees in lakhs	359	208	203
4	Cash surplus		79	35	1

15. Employment (Numbers)

Sl.No.		2009-10	2010-11	2011-12
1	Total	54	45	44
	Executive/ Managerial	6	4	4
	Supervisory	9	4	4
	Field personnel/ Others	39	37	36
2	Community wise			
	SC	4	3	3
	ST	11	11	11
	OBC	17	16	15
	Minority	4	3	3
	Disabled	--	--	--
	Women	1	1	1

16. Remedial action taken/ proposed to be taken on the following issues flagged by the CAG Report (for the year ended 31<sup>st</sup> March 2011)

- i. No. of outstanding Inspection Report (IRs) and paragraphs : NA
- ii. Paragraphs/ reviews for which explanatory notes were not received by the AG :NA
- iii. Paras involving deficiencies : NA
- iv. Paras involving recovery of money : NA
- v. Compliance/ Non- Compliance to Accounting standards : NA
- vi. Internal Control & Internal Audit Systems : NA
- vii. Status of SAR : NA
- viii No. of paras discussed by and pending at Committee on Public Undertakings (COPU) :NA
- ix On CAG Recommendations / suggestions :NA



## 17. Major constraints :

Sl. No.	Major constraints	Action plan
1.	Due to dilapidated condition of its old Plant & Machinery the Company somehow run under 40% to 50% capacity utilisation.	a. A proposal has been submitted to the Govt. for setting up an Alum Processing plant for captive consumption of Sulphuric Acid as well considering the present demand of Alum in the market.  b. The Company is trying hard for arranging fund for renovation, modernisation and expansion of the old plant.
2.	The Company has to incur losses due to frequent shutdown, high maintenance expenditures, erratic power supply etc.	
3.	The demand of Sulphuric Acid is poor in the present market and the plant has to shutdown due to limited storage capacity.	

## 18. Action taken for :

- i Improving performance : NA
- ii Revitalisation through implementation of VRS : NA
- iii Disinvestment etc. : NA
- iv Preparation of long term plan : NA
- v Updating of accounts : Steps have been taken to complete the audit by Statutory Auditor for the year 2006-07.

Reporting Date : 04.03.2013.

## 1. Nature and incorporation :

- a. Nature of SLPE : Government Company  
 b. Date of incorporation : 01.11.1974  
 c. Act under which incorporated : Companies Act, 1956

## 2. Administrative Department : Soil Conservation Department, Govt. of Assam,

3. Address of the SLPE Head Office : Sawkuchi, Lokhora, Guwahati -34  
 ( Including Telephone/ Fax/ e-mail : e-mail Id: [apcdc@gmail.com](mailto:apcdc@gmail.com)  
 and website, if any)

## 4. Classification, category and operational status :

Division (As per GOI)	Major Sector area (Based on CAG & GOI classification)	Specific area of SLPE	Current status
(A) Industry	1. Agriculture & Allied	Rubber & Coffee plantation and Coffee processing	In operation but losing.

5. Present CMD/ MD/ CEO/ Name, contact phone, mobile, fax and official e-mail : Sri Ranjit Kr. Doley Ph No.  
 (M) 9859913774

6. A. Composition of the Board as on 1<sup>st</sup> March 2009.

Designation	Name	Official Designation/ Member eligible	Tenure	Date on which any member is retiring this year	Contact numbers
Chairman	Dr. M.S. Rongpi	--	--	--	--
Director	A.K. Sharma	Managing Director	--	--	--
Director	Dr. Prem Saran	Comm. & Secy. Soil Conservation Department	--	--	--
Director	Sri Gopi Krishnan	Jt. Rubber Production Commissioner.	--	--	--
Director	Sri P.K. Dutta	Jt. Director Coffee Board.	--	--	--

## 6. B. Various sub-committees constituted by the Board of Directors for different activities.

Sl. No.	Sub-committee	Mandate	Composition/ Members	Remarks
	NIL			

## 7. The number of Board meetings and AGM held (year wise, for last three years)

	2009-10	2010-11	2011-12
No of Board Meetings	2	2	1
AGM	NIL	NIL	NIL

## 8. Mandate/ Mission of the SLPE

Sl. No.	Main Mandate/ Objectives/ Purpose of SLPE	Present operational status	Extent of achievement of the said mandate in % or in quantitative description
1	Rehabilitation of Jhumiya people in Karbi Anglong & Dima Hasao District through Rubber & Coffee Plantation	1. Rubber Plantation 2. Rubber Nursery 3. Coffee Processing	80% 80% 80%

9. Strategy and Business Plan adopted for realisation of goals as stated in the vision statement and objectives set. : -- NA

10. Performance : MOU Rating of SLPE (year wise, if any)

	2009-10	2010-11	2011-12
MOU entered years	NIL	NIL	NIL
MOU Rating	NIL	NIL	NIL

11. Status of Accounts :

a. Provisional up to	2010-2011
b. Statutory Audit Completed up to	1988-1989
c. Statutory Auditor appointed up to	1994-1995
d. C&AG / RCS Audited up to	1987-1988
e. Adopted in AGM up to	1987-1988
f. Date on which AGM was held for the years	NIL
g. Number of Accounts in Arrears	23 years

12. Capital Structure : (Rs. in lakh)

		2009-10	2010-11	2011-12
A	Authorised Capital	500	500	500
B	Paid-up Capital			
	a. Government of Assam	500	500	500
	b. Government of India	NIL	NIL	NIL
	c. Others (specify)	NIL	NIL	NIL
C	Total	500	500	500

13. A. Financial performance (Rupees in Lakh) :

		2009-10	2010-11	2011-12
A	Status of Accounts			
	i ) Estimated (E) ii ) Provisional (P) iii) Audited (A)	P	P	Under Process
B	Capital Investment	2211	NA	NA
C	Capital Employed	550	550	550

D	State Government Investment		2162	2276	NA
	a.	Equity	500	500	500
	b.	Term Loan	936	936	NA
	c.	Subsidy/ Grant			
		i. State	726	840	NA
		ii. Centre	--	--	--
		Total	726	840	NA
	d.	Guarantees	--	--	--
		i. Received	--	--	--
		ii. Committed	--	--	--
E	Loan				
	a.	State Govt. Loan	936	936	NA
	b.	Institutional Loan	--	--	--
	c.	Banks Loan	--	--	--
	d.	PSU Loan (Name of PSU)	--	--	--
	e.	Co-operatives	--	--	--
		Total	936	936	--
	d. Defaults in loan repayments if any.				
F	Waver of dues/ grant				
	a	Loan repayment written of	--	--	--
	b	Loans converted into equity	--	--	--
	c	Interest/ penal interest waived	--	--	--
	d	Loans converted into Grant	--	--	--
	e	Total	--	--	--
G	a. Total Turnover		346	320	NA
	b. Net Turnover		346	320	NA
H	Total Income		335	225	NA
I	Total Expenses		326	320	NA
J	Total cost of production or total cost of service		58	86	NA
K	DIT				
	a.	Depreciation	3	4	NA
	b.	Interest	-	-	-
	c.	Taxes	-	-	-
	d.	Total	3	4	NA
L	Profit				
	a.	PBIT	6	(99)	NA
	b.	PBDIT	9	95	NA
	c.	PBDIT to Capital Employed	0.02	--	NA
	d.	PBIT to Turnover	0.01	--	NA
	e.	PADIT	6	(99)	NA
	f.	Surplus Generated	6	--	NA
M	Accumulated Reserve		50	50	NA
N	Reserve and Surplus		50	50	NA
O	Accumulated Loss (-)		907	1006	NA
P	Net worth (NW) (+/-)		(356)	(455)	NA
Q	Net Profit to Net worth		--	--	NA
R	Return on Capital employed		.01	--	NA
S	Debt-Equity Ratio		NA	NA	NA
T	Gross Margin		NA	NA	NA

U	Dividend paid	NA	NA	NA
	a %	NA	NA	NA
	b Amount	NA	NA	NA
V	Manpower Cost	NA	NA	NA
W	Turnover per employee	NA	NA	NA
X	Internal Resource Generation	NA	NA	NA
Y	Contribution to Exchequer Total	8	NA	NA
	a. Interest on Govt. loan	NA	NA	NA
	b. Dividend	NA	NA	NA
	c. Excise Duty	NA	NA	NA
	d. Custom duty	NA	NA	NA
	e. Sales Tax	8	NA	NA
	f. Dividend Tax	NA	NA	NA
	g. Other duties and Taxes	NA	NA	NA

#### 14 Physical performance :

Sl. No.	Parameter	Unit	2009-10	2010-11	2011-12
			NA	NA	NA

#### 15 Employment (Numbers)

Sl.No.		2009-10	2010-11	2011-12
1	Total	102	101	97
	Executive/ Managerial	20	20	20
	Supervisory	26	26	23
	Field personnel/ Others	56	55	54
2	Community wise			
	SC	1	1	1
	ST	51	50	47
	OBC	8	8	8
	Minority	3	3	3
	Disabled	--	--	--
	Women	--	--	--

#### 16 Remedial action taken/ proposed to be taken on the following issues flagged by the CAG Report (for the year ended 31<sup>st</sup> March 2012)

- i. No. of outstanding Inspection Report (IRs) and paragraphs : NA
- ii. Paragraphs/ reviews for which explanatory notes were not received by the AG : NA
- iii. Paras involving deficiencies : NA
- iv. Paras involving recovery of money : NA
- v. Compliance/ Non- Compliance to Accounting standards : NA
- vi. Internal Control & Internal Audit Systems : NA
- vii. Status of SAR : NA
- viii. No. of paras discussed by and pending at Committee on Public Undertakings (COPU) : NA
- ix. On CAG Recommendations / suggestions : NA

Sl. No.	Major constraints	Action plan
1.	Handing over of assets created to Jhmmiyas & not replacing with subsequent projects	--
2.	Non receipt grants from Government the commercial Schemes could not be undertaken for corporations growth & substances.	--

## 18. Action taken for :

- i Improving performance : -- NA
- ii Revitalisation through implementation of VRS : Already released 65nos employees on V.R.S. during 2005
- iii Disinvestment etc : NIL
- iv Preparation of long term plan : NIL
- v Updating of accounts : Provisional Balance Sheet up to 2009-10 .

Reporting Date : 15.03.2013

1. Nature and incorporation :

- a. Nature of SLPE : Government Company
- b. Date of incorporation : 30-03-1972.
- c. Act under which incorporated : Companies Act 1956.

2. Administrative Department : Education (Elementary), Govt. of Assam

3. Address of the SLPE Head Office : G.N.B. Rood Panbazar Guwahati-781001  
( Including Telephone/ Fax/ e-mail : 0361.2544216, [assamtextbook@yahoo.com](mailto:assamtextbook@yahoo.com).  
and website, if any).

4. Classification, category and operational status :

Division (As per GOI)	Major Sector area (Based on CAG & GOI classification)	Specific area of SLPE	Current status
Services	Others	Printing of Textbook	Performance improving

5. Present CMD/ MD/ CEO/ Name, contact phone, mobile, fax and official e-mail :  
Shri P. Konwar, ACS.

6. A. Composition of the Board as on 15-11-2012.

Designation	Name	Official Designation/ Member eligible	Tenure	Date on which any member is retiring this year	Contact numbers
Chairperson	Sri Binanda Kr. Saikia,	MLA	--	--	--
Director	--	Commissioner & Secretary, Education (Elementary) Deptt.	--	--	--
Director	--	Mission Director, SSA, Assam.	--	--	--
Director	--	Commissioner & Secretary, Finance Deptt.	--	--	--
Director	--	Commissioner & Secretary, Public Enterprises Deptt.	--	--	--
Director	--	Director, Elementary Education Assam.	--	--	--
Director	--	Director, SCERT, Assam.	--	--	--
Director	--	Secretary, Board of Secondary Education Assam.	--	--	--
Director	Sri P. Konowar, ACS	Managing Director,	--	--	--

## 6. B. Various sub-committees constituted by the Board of Directors for different activities.

Sl. No.	Sub-committee	Mandate	Composition/ Members	Remarks
	Nil	Nil	Nil	Nil

## 7. The number of Board meetings and AGM held (year wise, for last three years)

	2009-10	2010-11	2011-12
No of Board Meetings	1	2	2
AGM	Nil	Nil	Nil

## 8. Mandate/ Mission of the SLPE

Sl. No.	Main Mandate/ Objectives/ Purpose of SLPE	Present operational status	Extent of achievement of the said mandate in % or in quantitative description
	Printing, Publication and Sell & supply of free Textbook of School in Assam in all medium.	Performing well	--

## 9. Strategy and Business Plan adopted for realisation of goals as stated in the vision statement and objectives set. : --

## 10. Performance : MOU Rating of SLPE (year wise, if any)

	2009-10	2010-11	2011-12
MOU entered years	Nil	Nil	Nil
MOU Rating	Nil	Nil	Nil

## 11. Status of Accounts :

a. Provisional up to	2010-11
b. Statutory Audit Completed up to	2007-08
c. Statutory Auditor appointed up to	2011-12
d. C&AG / RCS Audited up to	1990-91
e. Adopted in AGM up to	1990-91
f. Date on which AGM was held for the years	--
g. Number of Accounts in Arrears	21 years

## 12. Capital Structure : (Rs. in lakh)

		2009-10	2010-11	2011-12
A	Authorised Capital	100	100	100
B	Paid-up Capital			
	a. Government of Assam	100	100	100
	b. Government of India	Nil	Nil	Nil
	c. Others (specify)	Nil	Nil	Nil
C	Total	100	100	100



		2009-10	2010-11	2011-12
A	Status of Accounts			
	i ) Estimated (E) ii ) Provisional (P) iii) Audited (A)	P	P	P
B	Capital Investment	100	100	100
C	Capital Employed	227	235	--
D	State Government Investment	100	100	100
	a. Equity	100	100	100
	b. Term Loan	-	-	-
	c. Subsidy/ Grant	-	-	-
	i. State	-	-	-
	ii. Centre	-	-	-
	Total	100	100	100
	d. Guarantees	Nil	Nil	Nil
	i. Received	Nil	Nil	Nil
	ii. Committed	Nil	Nil	Nil
E	Loan		Nil	Nil
	a. State Govt. Loan	Nil	Nil	Nil
	b. Institutional Loan	Nil	Nil	Nil
	c. Banks Loan	Nil	Nil	Nil
	d. PSU Loan (Name of PSU)	Nil	Nil	Nil
	e. Co-operatives	Nil	Nil	Nil
	Total	Nil	Nil	Nil
	d. Defaults in loan repayments if any.	Nil	Nil	Nil
F	Waver of dues/ grant	Nil	Nil	Nil
	a Loan repayment written of	Nil	Nil	Nil
	b Loans converted into equity	Nil	Nil	Nil
	c Interest/ penal interest waived	Nil	Nil	Nil
	d Loans converted into Grant	Nil	Nil	Nil
	e Total	Nil	Nil	Nil
G	a. Total Turnover	--	7100	--
	b. Net Turnover	--	--	--
H	Total Income	5948	8891	9127
I	Total Expenses	5760	7850	9008
J	Total cost of production or total cost of service	5351	7301	8404
K	DIT			
	a. Depreciation	3	3	--
	b. Interest	Nil	Nil	--
	c. Taxes	Nil	Nil	--
	d. Total	3	3	--
L	Profit			
	a. PBIT	188	541	--
	b. PBDIT	191	544	--

	c. PBDIT to Capital Employed	0.84	2.31	--
	d. PBIT to Turnover	--	0.08	--
	e. PADIT	188	541	--
	f. Surplus Generated	--	--	--
M	Accumulated Reserve	26	26	--
N	Reserve and Surplus	26	26	--
O	Accumulated Loss (-)	Nil	Nil	--
P	Net worth (NW) (+/-)	126	126	--
Q	Net Profit to Net worth	1.49	4.29	--
R	Return on Capital employed	0.83	2.30	--
S	Debt-Equity Ratio	Nil	Nil	--
T	Gross Margin	--	--	--
U	Dividend paid	Nil	Nil	--
	a %	Nil	Nil	--
	b Amount	Nil	Nil	--
V	Manpower Cost	264	337	--
W	Turnover per employee	--	--	--
X	Internal Resource Generation	Nil	Nil	Nil
Y	Contribution to Exchequer Total	Nil	Nil	Nil
	a. Interest on Govt. loan	Nil	Nil	Nil
	b. Dividend	Nil	Nil	Nil
	c. Excise Duty	Nil	Nil	Nil
	d. Custom duty	Nil	Nil	Nil
	e. Sales Tax	Nil	Nil	Nil
	f. Dividend Tax	Nil	Nil	Nil
	g. Other duties and Taxes	Nil	Nil	Nil

#### 14. Physical performance :

Sl. No.	Parameter	Unit	2009-10	2010-11	2011-12
			NA	NA	NA

#### 15. Employment (Numbers)

Sl.No.		2009-10	2010-11	2011-12
1	Total	118	103	99
	Executive/ Managerial	25	22	21
	Supervisory	22	16	16
	Field personnel/ Others	71	65	62
2	Community wise			
	SC	11	9	9
	ST	7	7	7
	OBC	5	4	4
	Minority	7	7	7
	Disabled	Nil	Nil	Nil
	Women	8	8	8

16. Remedial action taken/ proposed to be taken on the following issues flagged by the CAG Report (for the year ended 31<sup>st</sup> March 2012)

214

- i. No. of outstanding Inspection Report (IRs) and paragraphs : NA
- ii. Paragraphs/ reviews for which explanatory notes were not received by the AG : NA
- iii. Paras involving deficiencies : NA
- iv. Paras involving recovery of money : NA
- v. Compliance/ Non- Compliance to Accounting standards : NA
- vi. Internal Control & Internal Audit Systems : NA
- vii. Status of SAR : NA
- viii No. of paras discussed by and pending at Committee on Public Undertakings (COPU) : NA
- ix On CAG Recommendations / suggestions : NA

17. Major constraints :

Sl. No.	Major constraints	Action plan
	Lack of own godown in an around Guwahati	Permanent godown Construction started w.e.f. 01-01-2011.

18. Action taken for :

- i Improving performance : NA
- ii Revitalisation through implementation of VRS: NA
- iii Disinvestment etc. : NA
- iv Preparation of long term plan: NA
- v Updating of accounts: NA

Reporting Date : 16.11.12

## 1. Nature and incorporation :

- a. Nature of SLPE : Government Company  
 b. Date of incorporation : 19<sup>th</sup> May, 1983  
 c. Act under which incorporated : The Companies Act, 1956

## 2. Administrative Department : Mines and Minerals Department, Govt. of Assam

3. Address of the SLPE Head Office : Assam Mineral Development, Corporation Ltd.  
 (Including Telephone/ Fax/ e-mail : Khanij Bhawan, R.P. Road, Dispur, Guwahati-781006  
 and website if any) Fax & Phone : (0361-2384078)  
 E-mail : [amdcghy@rediffmail.com](mailto:amdcghy@rediffmail.com)

## 4. Classification, category and operational status :

Division (As per GOI)	Major Sector area (Based on CAG & GOI classification)	Specific area of SLPE	Current status
(A) Industry	. Infrastructure	Mining	Performance improving

5. Present CMD/ MD/ CEO/ Name, contact phone, mobile, fax and official e-mail :Shri J.P.Baruah,  
 Managing Director, Fax & Phone : (0361)2384078 (0) Mobile No.9435048783 e-mail : [amdcghy@rediffmail.com](mailto:amdcghy@rediffmail.com)

6. A. Composition of the Board as on 1<sup>st</sup> November, 2012.

Designation	Name	Official Designation/ Member eligible	Tenure	Date on which any member is retiring this year	Contact numbers
Chairman	Shri Klengdoon Engti	MLA	w.e.f. 17-8-012	-	-
Director	Shri A.N. Borah, ACS	Secretary to the Govt. of Assam, Finance Department	w.e.f. 02-06-2012	-	-
Director	Smti Tamiza Rahamn, ACS	Dy. Secretary to the Govt. of Assam, Mines & Minerals Department	w.e.f. 17-08-2012	-	-
Director	Shri L.C. Bezbarua	Director, Geology & Mining, Assam	w.e.f. 17-08-2006	-	-
Director	Shri Joyram Engleng	Chief Executive Member, Karbi Anglong Autonomous Council	w.e.f. 24-06-2009	-	-
Director	Shri Tarun Ch. Saharia	Adviser (Production) Public Enterprises Department	w.e.f. 17-08-2012	-	-
Director	Dr. P.K. Choudhury	--	w.e.f. 12-08-2002	-	-
Managing Director	Shri J.P. Baruah	Managing Director AMDC Ltd.	w.e.f. 13-02-2003	-	(0361)- 2384078

Sl. No.	Sub-committee	Mandate	Composition/ Members	Remarks
Nil	Nil	Nil	Nil	Nil

## 7. The number of Board meetings and AGM held (year wise, for last three years)

	2009-10	2010-11	2011-12
No of Board Meetings	3	4	5
AGM	1	1	1
Adjourned AGM	1	1	2

## 8. Mandate/ Mission of the SLPE

Sl. No	Main Mandate/ Objectives/ Purpose of SLPE	Present operational status	Extent of achievement of the said mandate in % or in quantitative description
1.	To explore, exploit minerals and to set up of mineral based industries.	Operating	<p>i) The Corporation is extracting coal from the Garampani Coal Extraction Project (GCEP), located at Garampani and Khota Arda Coal Extraction Project (KACEP), located at Khota Arda in the Dima Hasao District, Assam.</p> <p>ii) The Corporation is extracting limestone from its lease hold area at Umrangshu in the Dima Hasao District, Assam and supplying it to few local cement plants in the State.</p> <p>iii) The Govt. of India has allocated one coal block in the State of Orissa having inferred reserve of about 1200 Million MT of coal to AMDC along with three other State agencies for the purpose of setting up of a thermal power station. The four allocatees have incorporated one JVC for exploration and exploitation of the coal block in the name &amp; style of M/s. Manadakini B Coal Corporation Ltd.</p> <p>iv) The Govt. of Assam has decided to grant two Mining lease at Umrangshu to AMDC for extraction of limestone. One of the deposits will be utilized to meet the requirement of NTPC for its Bongaigaon Thermal Power Plant. The another deposit will be utilised for setting up of a 1 Million MT cement plant through joint venture with PPP.</p> <p>v) AMDC signed MOU with private corporate house for setting up of two cement plant through joint venture in Assam.</p>

## 9. Strategy and Business Plan adopted for realisation of goals as stated in the vision statement and objectives set.

(i) AMDC is adopting plan to setup mineral based industries through joint venture with public private participation (PPP). The Cabinet of Assam has approved AMDC to setup of two mega cement plants through JV in the state. In this context, the corporation has already selected two financially sound parties experienced in the line and MoU with the two parties, M/s Jai Prakash Associates Ltd. for setting up a two million MT cement plant and M/s Birla Corporation Ltd. for setting up a one million MT cement plant in the state, had already been signed.

	2009-10	2010-11	2011-12
MOU entered years	--	--	--
MOU Rating	--	--	--

## 11. Status of Accounts :

a. Provisional up to	2011-12
b. Statutory Audit Completed up to	2005-06
c. Statutory Auditor appointed up to	2010-11
d. C&AG / RCS Audited up to	2005-06
e. Adopted in AGM up to	2005-06
f. Date on which AGM was held for the years	20-09-2010 for 2009-10 30-09-2011 for 2010-11 24-09-2012 for 2011-12
g. Number of Accounts in Arrears	6 nos.

## 12.Capital Structure : (Rs. in lakh)

		2009-10	2010-11	2011-12
A	Authorised Capital	800	800	800
B	Paid-up Capital			
	a. Government of Assam	489	489	489
	b. Government of India	-	-	-
	c. Others (specify)	-	-	-
C	Total	489	489	489

## 13. A. Financial performance (Rupees in Lakh) :

		2009-10	2010-11	2011-12
A	Status of Accounts			
	i ) Estimated (E)	-	-	-
	ii ) Provisional (P)	(P)	(P)	(P)
	iii) Audited (A)			
B	Capital Investment	489	489	489
C	Capital Employed	213	218	569
D	State Government Investment	489	489	489
	a. Equity	489	489	489
	b. Term Loan	-	-	-
	c. Subsidy/ Grant	-	-	-
	i. State	-	-	-
	ii. Centre	-	-	-
	Total	-	-	-
	d. Guarantees	-	-	-
	i. Received	-	-	-
	ii. Committed	-	-	-
E	Loan	-	-	-
	a. State Govt. Loan	-	-	-
	b. Institutional Loan	-	-	-
	c. Banks Loan	-	-	-
	d. PSU Loan	-	-	-
	e. Co-operatives Loan	-	-	-
	Total	-	-	-
	f. Defaults in loan repayments if any.	-	-	-

F	Waver of dues/ grant		-	-	-
	a	Loan repayment written off	-	-	-
	b	Loan converted into equity	-	-	-
	c	Interest/ penal interest waived.	-	-	-
	d	Loan converted into grant	-	-	-
	e	Total	-	-	-
G	a. Total Turnover		645	770	1312
	b. Net Turnover		-	-	-
H	Total Income		645	770	1312
I	Total Expenses		621	744	1184
J	Total cost of production or total cost of service				
K	DIT				
	a. Depreciation		15	14	13
	b. Interest		-	-	-
	c. Taxes		-	-	-
	d. Total		15	14	13
L	Profit				
	a. PBIT		5	26	128
	b. PBDIT		20	40	141
	c. PBDIT to Capital Employed		0.10	0.18	0.25
	d. PBIT to Turnover		0.03	0.05	0.11
	e. PADIT		5	26	128
	f. Surplus Generated		-	-	-
M	Accumulated Reserve		-	-	-
N	Reserve and Surplus		450	450	(63)
O	Accumulated Loss (-)		667	641	-
P	Net worth (NW) (+/-)		231	218	306
Q	Net Profit to Net worth		0.02	0.12	0.42
R	Return on Capital employed		0.10	0.19	0.25
S	Debt-Equity Ratio		-	-	-
T	Gross Margin		-	-	-
U	Dividend paid		-	-	-
	a	%	-	-	-
	b	Amount	-	-	-
V	Manpower Cost		110	112	124
W	Turnover per employee		5.29	6.75	11.82
X	Internal Resource Generation		-	-	-
Y	Contribution to Exchequer Total		117	132	229
	a.	Interest on Govt. loan	-	-	-
	b.	Dividend	-	-	-
	c.	Excise Duty	-	-	-
	d.	Custom duty	-	-	-
	e.	Sales Tax	24	29	58
	f.	Dividend Tax	-	-	-
	g.	Other duties and Taxes (SLT + Royalty)	93	103	171

#### 14. Physical performance :

219

Sl. No.	Parameter	Unit	Particulars	2009-10	2010-11	2011-12
1.	Limestone	MT	Production	44882	39120	59435
			Despatch	44882	39120	59435
2.	Coal (GCEP)	MT	Production	25778	29439	41997
			Despatch	27774	30881	41998
3.	Coal (KACEP)	MT	Production	4451	9202	26601
			Despatch	4275	9233	26228

#### 15. Employment (Numbers)

Sl.No.		2009-10	2010-11	2011-12
1	Total	122	114	111
	Executive/ Managerial	6	6	4
	Supervisory	10	10	10
	Field personnel/ Others	106	98	97
2	Community wise			
	SC	2	2	2
	ST	24	23	23
	OBC	14	13	12
	Minority	15	13	13
	Disabled	4	4	4
	Women	7	7	7

#### 16. Remedial action taken/ proposed to be taken on the following issues flagged by the CAG Report (for the year ended 31<sup>st</sup> March 2011)

- No. of outstanding Inspection Report (IRs) and paragraphs : 2 nos., The Corporation is intimating the status of the paras from time to time.
- Paragraphs/ reviews for which explanatory notes were not received by the AG : Nil
- Paras involving deficiencies : Nil
- Paras involving recovery of money : Nil
- Compliance/ Non- Compliance to Accounting standards : Complied
- Internal Control & Internal Audit Systems : The Corporation has constituted one vigilance cell and one Internal Audit Cell to maintain internal control and internal audit system.
- Status of SAR : The Statutory Auditor has submitted Audit Report up to 2005-06 and is conducting audit for next year, 2006-07. The report is expected shortly.
- No. of paras discussed by and pending at Committee on Public Undertakings (COPU) : Nil
- On CAG Recommendations / suggestions : --

#### 17. Major constraints :

Sl. No.	Major constraints	Action plan
1.	Inadequate market for limestone	Initiated to set up mineral based industry through joint venture with private parties in the State.
2.	Import of raw materials like coal/limestone by the local industries from neighbouring State to avail Govt. subsidy.	--
3.	Deplorable road conditions in the project area	Appealed the State to construct a two lane mineral road connecting Umrangshu with Lanka
4.	Problem of insurgency/ insecurity.	--



- |     |  |   |  |
|-----|--|---|--|
| i   | Improving performance                        | : | As stated at 9                                 |
| ii  | Revitalisation through implementation of VRS | : | VRS is not implemented.                        |
| iii | Disinvestment etc.                           | : | --   |
| iv  | Preparation of long term plan                | : | As stated at 9                                 |
| v   | Updating of accounts                         | : | Pursuing the matter with the Statutory Auditor |

Reporting Date : 15-11-2012

## 1. Nature and incorporation :

- a. Nature of SLPE : Government Company  
 b. Date of incorporation : 05.09.2006  
 c. Act under which incorporated : Companies Act, 1956

## 2. Administrative Department : Mines &amp; Mineral Department, Govt. of Assam

3. Address of the SLPE Head Office : AIDC campus, R.G.Baruah Road, Guwahati-24  
 ( Including Telephone/ Fax/ e-mail Tel. 0361-2207251, Fax No.0361-200060  
 and website, if any) E-mail : [info@ahocl.com](mailto:info@ahocl.com), Website : [www.ahocl.com](http://www.ahocl.com)

## 4. Classification, category and operational status :

Division (As per GOI)	Major Sector area (Based on CAG & GOI classification)	Specific area of SLPE	Current status
(A) Industry	Manufacturing	Petrochemicals	Performance improving

5. Present CMD/ MD/ CEO/ Name, contact phone, mobile, fax and official e-mail : Sri Jatinderbir Singh, IAS,  
 Ph. No. 0361-2207251, E-mail : md@ahocl.com6. A. Composition of the Board as on 1<sup>st</sup> November, 2012:

Designation	Name	Official Designation/ Member eligible	Tenure	Date on which any member is retiring this year	Contact numbers
Chairman	Sri N.K.Das	Chief Secretary, GOA	--	--	--
Director	Sri J.B.Singh	Pr. Secretary, Mines & Mineral Deptt.	--	--	--
Director	Sri H.S.Das	Pr. Secretary, Finance Deptt	--	--	--
Director	Sri R.K.Dutta	Ex-CMD, OIL	--	--	--
Director	Sri B.C.Bora	Ex-CMD, ONGC	--	--	--

## 6 B. Various sub-committees constituted by the Board of Directors for different activities.

Sl. No.	Sub-committee	Mandate	Composition/ Members	Remarks
1.	Nil	Nil	Nil	Nil

## 7. The number of Board meetings and AGM held (year wise, for last three years)

	2009-10	2010-11	2011-12
No of Board Meetings	4	4	2
AGM	Adjourned	Adjourned	--

## 8. Mandate/ Mission of the SLPE

Sl. No.	Main Mandate/ Objectives/ Purpose of SLPE	Present operational status	Extent of achievement of the said mandate in % or in quantitative description
1.	To carry on petroleum exploration and developmental activities	--	Nil

9. Strategy and Business Plan adopted for realisation of goals as stated in the vision statement and objectives set.

222

- (i) The company is trying to have some stakes in the recently awarded Blocks to OIL under NELP VIII round of bidding.
- (ii) The company is in touch with other private operators operating particularly in Assam (Exploration & Production) activities for possible participation in the Blocks held by them in Assam.
- (iii) The company is looking for technical partners for bidding in the marginal field under the new marginal field policy to be declared by GOI and accordingly communication has been made to the oil companies operating world wide.
- (iv) The company is looking for investment opportunities in private sector/ small sector of petroleum exploration & exploitation.

10. Performance : MOU Rating of SLPE (year wise, if any)

	2009-10	2010-11	2011-12
MOU entered years	--	--	--
MOU Rating	--	--	--

11. Status of Accounts :

a. Provisional up to	--
b. Statutory Audit Completed up to	2011-12
c. Statutory Auditor appointed up to	2012-13
d. C&AG / RCS Audited up to	2010-11
e. Adopted in AGM up to	2008-09
f. Date on which AGM was held for the years	F/Y 2009-10 – 30.09.2010 F/Y 2010-11 – 14.09.2011
g. Number of Accounts in Arrears	1

12. Capital Structure : (Rs. in lakh)

		2009-10	2010-11	2011-12
A	Authorised Capital	10000	10000	10000
B	Paid-up Capital			
	a. Government of Assam	2100	2100	2100
	b. Government of India	--	--	--
	c. Others (specify)	--	--	--
C	Total	2100	2100	2100

13. A. Financial performance (Rupees in Lakh) :

		2009-10	2010-11	2011-12
A	Status of Accounts			
	i ) Estimated (E)	A	A	A
	ii ) Provisional (P)			
	iii) Audited (A)			
B	Capital Investment	2100	2100	2100
C	Capital Employed	2299	2378	2504
D	State Government Investment	2100	2100	2100
	a. Equity	2100	2100	2100
	b. Term Loan	--	--	--
	c. Subsidy/ Grant	--	--	--
	i. State	--	--	--
	ii. Centre	--	--	--
	Total	--	--	--

	d.	Guarantees	--	--	--
		i. Received	--	--	--
		ii. Committed	--	--	--
E	Loan			--	--
	a.	State Govt. Loan	--	--	--
	b.	Institutional Loan	--	--	--
	c.	Banks Loan	--	--	--
	d.	PSU Loan (Name of PSU)	--	--	--
	e.	Co-operatives	--	--	--
		Total	--	--	--
	f. Defaults in loan repayments if any.		--	--	--
F	Waver of dues/ grant				
	a	Loan repayment written of	--	--	--
	b	Loans converted into equity	--	--	--
	c	Interest/ penal interest waived	--	--	--
	d	Loans converted into Grant	--	--	--
	e	Total	--	--	--
G	a. Total Turnover		--	--	--
	b. Net Turnover		--	--	--
H	Total Income		178	144	213
I	Total Expenses		18	25	25
J	Total cost of production or total cost of service		--	--	--
K	DIT				
	a. Depreciation		--	0.03	0.15
	b. Interest		--	--	--
	c. Taxes		56	40	62
	d. Total		56	40	62
L	Profit				
	a. PBIT		160	119	187
	b. PBDIT		60	119	187
	c. PBDIT to Capital Employed				
	d. PBIT to Turnover				
	e. PADIT		104	79	125
	f. Surplus Generated		--	--	--
M	Accumulated Reserve		--	--	--
N	Reserve and Surplus		199	278	404
O	Accumulated Loss (-)		--	--	--
P	Net worth (NW) (+/-)		2299	2378	2504
Q	Net Profit to Net worth		0.08	1	2
R	Return on Capital employed		7	5	7
S	Debt-Equity Ratio		Nil	Nil	Nil
T	Gross Margin		--	--	--
U	Dividend paid		--	--	--
	a	%	--	--	--
	b	Amount	--	--	--
V	Manpower Cost		--	--	--
W	Turnover per employee		--	--	--
X	Internal Resource Generation		--	--	--
Y	Contribution to Exchequer		56	40	62

	Total			
a.	Interest on Govt. loan	--	--	--
b.	Dividend	--	--	--
c.	Excise Duty	--	--	--
d.	Custom duty	--	--	--
e.	Sales Tax	--	--	--
f.	Dividend Tax	--	--	--
g.	Other duties and Taxes	56	40	62

14. Physical performance :

Sl. No.	Parameter	Unit	2009-10	2010-11	2011-12
1.			Nil	Nil	Nil

15. Employment (Numbers) \*

Sl.No.		2009-10	2010-11	2011-12
1	Total	Nil	Nil	Nil
	Executive/ Managerial	Nil	Nil	Nil
	Supervisory	Nil	Nil	Nil
	Field personnel/ Others	Nil	Nil	Nil
2	Community wise	Nil	Nil	Nil
	SC	Nil	Nil	Nil
	ST	Nil	Nil	Nil
	OBC	Nil	Nil	Nil
	Minority	Nil	Nil	Nil
	Disabled	Nil	Nil	Nil
	Women	Nil	Nil	Nil

\* There is no permanent employees in the company. Pr. Secretary, Mines & Mineral Department is working as MD of the Company, one GM. , executive assistant , one Chartered Accountant and one Secretarial Firm have been appointed on contractual basis to look after companies matter.

16. Remedial action taken/ proposed to be taken on the following issues flagged by the CAG Report (for the year ended 31<sup>st</sup> March 2012) : --

- i. No. of outstanding Inspection Report (IRs) and paragraphs : NA
- ii. Paragraphs/ reviews for which explanatory notes were not received by the AG: NA
- iii. Paras involving deficiencies: NA
- iv. Paras involving recovery of money: NA
- v. Compliance/ Non- Compliance to Accounting standards: NA
- vi. Internal Control & Internal Audit Systems: NA
- vii. Status of SAR: NA
- viii. No. of paras discussed by and pending at Committee on Public Undertakings (COPU) : NA
- ix. On CAG Recommendations / suggestions: NA

Sl. No.	Major constraints	Action plan
1.	Nil	Nil

## 18. Action taken for :

- i Improving performance : ---
- ii Revitalisation through implementation of VRS : --
- iii Disinvestment etc. : Nil
- iv Preparation of long term plan : Is being prepared
- v Updating of accounts : Accounts are updated.

Reporting Date : 15.11.2012

## 1. Nature and incorporation :

- a. Nature of SLPE : Co-operative  
 b. Date of incorporation : 14-9-1981  
 c. Act under which incorporated : Assam Co-op Societies Act 1969 (Act 1 of 1950)

## 2. Administrative Department : Cooperation Department.

3. Address of the SLPE Head Office : 267 Borborah Bhavan, Rajgarh Road, Chandmari,  
 ( Including Telephone/ Fax/ Ph. Guwhati-781003 0361-2461568, Fax-03612461568,  
 E mail and website, if any) E mail - [apolyarn@gmail.com](mailto:apolyarn@gmail.com).

## 4. Classification, category and operational status :

Division	Major Sector area	Specific area of SLPE	Current status
Industry	Manufacturing	Spinning of yarn	Performance improving

5. Present CMD/ MD/ CEO/ Name, contact phone, mobile, fax and official e-mail : A.K.  
 Baishya, Ph. 2461568, 9435104603(M) Fax-03612461568, E-mail [apolyarn@gmail.com](mailto:apolyarn@gmail.com).

6 . A. Composition of the Board as on 1<sup>st</sup> Oct,2012.

Designation	Name	Official Designation/ Member eligible	Tenure	Date on which any member is retiring this year	Contact numbers
Chairman	Shri H. C. Sarma	Shareholder	5 Years	--	943534-0288
Vice Chairman	Shri Jatin Ch. Das	Shareholder	5 Years	--	--
Managing director	Shri A.K. Baishya	Jt. Registrar of Coop. Societies	5 Years	--	--
Director	--	RCS, Guwahati, Assam	5 Years	--	--
Director	--	MD, Apex Bank Ltd.	5 Years	--	--
Director	Mr. Ganesh Kalita	Representative of Pubangshar GPSS	5 Years	--	0361-2830332
Director	Mr. Chandan Kr. Bora	Representative of Kachamari Samabai Samiti Nowgaon	5 Years	--	94350-61674
Director	Mr. Naziruddin Laskar	Representative of Doboka Samabai Samiti Ltd., Nagaon.	5 Years	--	99544-04821
Member	Mr. Tahar Ali	Representative of Uttar Rampur GPSS Ltd, Bijjoynagar,	5 Years	--	0361-2915706
Member	Mr. Satya Sarma	Secretary APOL Sharmik Santha, Tulsibari	--	--	99543-94318

Sl. No.	Sub-committee	Mandate	Composition/ Members	Remarks
	--	--	--	--

## 7. The number of Board meetings and AGM held (year wise, for last three years)

	2009-10	2010-11	2011-12
No of Board Meetings	4	4	4
AGM	--	--	1

## 8. Mandate/ Mission of the SLPE

Sl. No.	Main Mandate/ Objectives/ Purpose of SLPE	Present operational status	Extent of achievement of the said mandate in % or in quantitative description
	Produce yarn for weaving from polyester staple fibre.	In operation	50% capacity

9. Strategy and Business Plan adopted for realisation of goal as stated in the vision statement and objective set : Some old machines have already been replaced by installing new machines out of fund received under NEC project of Rs. 150.00 Lakhs as 1<sup>st</sup> instalment of the project. After receipt of the balance amount most of old machines will be upgraded and then the target as projected will be reached & able to produce 4000 to 5000 kg of yarn per day.

## 10. Performance : MOU Rating of SLPE (year wise, if any)

	2009-10	2010-11	2011-12
MOU entered years	Nil	Nil	Nil
MOU Rating	Nil	Nil	Nil

## 11. Status of Accounts :

a. Provisional up to	2011-12
b. Statutory Audit Completed up to	2011-12
c. Statutory Auditor appointed up to	2011-12
d. C&AG / RCS Audited up to	2011-12
e. Adopted in AGM up to	2011-12
f. Date on which AGM was held for the years	---
g. Number of Accounts in Arrears	Nil

## 12. Capital Structure : (Rs. in lakh)

		2009-10	2010-11	2011-12
A	Authorised Capital	2000	2000	2000
B	Paid-up Capital			
	a. Government of Assam	1595	1595	1615
	b. Government of India	--	--	--
	c. Others (specify)	13	13	13
C	Total	1608	1608	1628



## 13. A. Financial performance (Rupees in Lakh) :

228

		2009-10	2010-11	2011-12
A	Status of Accounts			
	i ) Estimated (E) ii ) Provisional (P) iii) Audited (A)	A	A	A
B	Capital Investment	2209	3303	3373
C	Capital Employed	1621	237	303
D	State Government Investment	1705	2799	2869
	a. Equity	1595	1595	1615
	b. Term Loan	Nil	Nil	Nil
	c. Subsidy/ Grant			
	i. State	110	1204	1254
	ii. Centre	Nil	Nil	Nil
	Total	110	1204	1254
	d. Guarantees			
	i. Received	Nil	Nil	Nil
	ii. Committed	Nil	Nil	Nil
E	Loan	Nil	Nil	Nil
	a. State Govt. Loan	Nil	Nil	Nil
	b. Institutional Loan	Nil	Nil	Nil
	c. Banks Loan	471	471	471
	d. PSU Loan (Name of PSU)	Nil	Nil	Nil
	e. Co-operatives	20	20	20
	Total	491	491	491
	d. Defaults in loan repayments if any.	Nil	Nil	Nil
F	Waver of dues/ grant			
	a Loan repayment written of	Nil	Nil	Nil
	b Loans converted into equity	Nil	Nil	Nil
	c Interest/ penal interest waived	Nil	Nil	Nil
	d Loans converted into Grant	Nil	Nil	Nil
	e Total	Nil	Nil	Nil
G	a. Total Turnover	1150	1759	1729
	b. Net Turnover	1150	1748	1710
H	Total Income	1250	1759	1729
I	Total Expenses	562	1722	1724
J	Total cost of production or total cost of service	957	1327	1441
K	DIT			
	a. Depreciation	31	30	26
	b. Interest	Nil	Nil	Nil
	c. Taxes	Nil	Nil	Nil
	d. Total	31	30	26
L	Profit			
	a. PBIT	2	37	5
	b. PBDIT	33	67	31
	c. PBDIT to Capital Employed	0.02	0.28	0.1
	d. PBIT to Turnover	--	--	--
	e. PADIT	2	37	5
	f. Surplus Generated	--	--	--

M	Accumulated Reserve	Nil	Nil	Nil
N	Reserve and Surplus	13	13	13
O	Accumulated Loss (-)	2627	2588	2583
P	Net worth (NW) (+/-)	(1006)	(967)	(942)
Q	Net Profit to Net worth	--	--	--
R	Return on Capital employed	--	0.16	0.02
S	Debt-Equity Ratio	Nil	2.05	1.57
T	Gross Margin	--	0.22	0.21
U	Dividend paid	Nil	Nil	Nil
	a %	Nil	Nil	Nil
	b Amount	Nil	Nil	Nil
V	Manpower Cost	241	331	386
W	Turnover per employee	2.92	5.31	4.43
X	Internal Resource Generation	Nil	Nil	Nil
Y	Contribution to Exchequer Total	39	67	61
	a. Interest on Govt. loan	Nil	Nil	Nil
	b. Dividend	Nil	Nil	Nil
	c. Excise Duty	4	67	61
	d. Custom duty	Nil	Nil	Nil
	e. Sales Tax	35	Nil	Nil
	f. Dividend Tax	Nil	Nil	Nil
	g. Other duties and Taxes	.025	.025	.025

#### 14. Physical performance :

Sl. No.	Parameter	Unit	2009-10	2010-11	2011-12
	Production of yarn in Ton	Spinning unit	952.70	1114.90	956.60

#### 15. Employment (Numbers)

Sl.No.		2009-10	2010-11	2011-12
1	Total	403	403	403
	Executive/ Managerial	10	10	10
	Supervisory	28	28	28
	Field personnel/ Others	365	365	365
2	Community wise			
	SC	36	36	36
	ST	25	25	25
	OBC	104	104	104
	Minority	9	9	9
	Disabled	Nil	Nil	Nil
	Women	01	01	01

#### 16. Remedial action taken/ proposed to be taken on the following issues flagged by the CAG Report (for the year ended 31<sup>st</sup> March 2012) : Not applicable.

17. Major constraints :

230

Sl. No.	Major constraints	Action plan
1	Burden of old Liabilities	Repaying from surplus generate.
2	There is no policy on rehabilitation	Urgent need for machinery upgradation
3	Revival of old PSU and hence no special benefit from State Govt.	
4	Power subsidy as per industrial policy is not sanction even eligible	Two years power subsidy is yet to be released

18. Action taken for :

- i Improving performance : Work culture restored to some extent
- ii Revitalisation through implementation of VRS : VRS proposal pending with Govt.
- iii Disinvestment etc. : Two subunits i.e. Weaving & Processing is proposed for closure
- iv Preparation of long term plan : NA
- v Updating of accounts : Accounts up to date.

Reporting Date : 31.01.2013

## 1. Nature and incorporation :

- a. Nature of SLPE : Cooperative Society  
 b. Date of incorporation : 23.10.1959  
 c. Act under which incorporated : The Assam Co-operative Societies Act. 1949

2. Administrative Department : Cooperation Department, Govt. of Assam

3. Address of the SLPE Head Office : P.O. Silghat, Dist. Nagaon, PIN-782-143,  
 ( Including Telephone/ Fax/ e-mail Telephone (03672) 272006 / 272180,  
 and website, if any) Fax : (036722) 276775 email:  
[silghatjutemill@sancharnet.in](mailto:silghatjutemill@sancharnet.in)  
 Website: [www.assamcoopjutemill.com](http://www.assamcoopjutemill.com)

## 4. Classification, category and operational status :

Division (As per GOI)	Major Sector area (Based on CAG & GOI classification)	Specific area of SLPE	Current status
(A) Industry	Manufacturing	Manufacturing of Jute products	Performing well

5. Present CMD/ MD/ CEO/ Name, contact phone, mobile, fax and official e-mail : Sri Dharmeswar Patowari,  
 Mb No. 9435360755

6. A. Composition of the Board as on 1<sup>st</sup> December, 2012 :

Designation	Name	Official Designation/ Member eligible	Tenure	Date on which any member is retiring this year	Contact numbers
Chairman	Shri V.K. Pipersenia	Principal Secretary, Cooperation Deptt. GoA	3yrs.	--	9545552145
Vice- Chairman	Shri Thuleswar Borah	Grower Member	3yrs.	--	9859153219
Member	Shri Hareswar Bhuyan	Grower Member	3yrs.	--	9864161226
Member	Shri Pona Baruah	Grower Member	3yrs.	--	9435083697
Member	Shri Swapnajit Goswami	Grower Member	3yrs.	--	9577661097
Member	Shri Jogyaram Nath	Grower Member	3yrs.	--	9613316335
Member	Shri Indra Kt. Hazarika	Non Grower Member	3yrs.	--	9954906247
Member	Shri Gagan Ch. Borah	Non Grower Member	3yrs.	--	9957446249

Member	Shri Guru Baruah	Cooperative Societies	3yrs.	--	9435081943
Member	Shri Ahmed Hussain	M.D. Apex Bank	3yrs.	--	--
Member	Shri B.K. Agarwal	Joint RCS	3yrs.	--	9435043019
Member	Shri Arup Baruah	Retd. Officer, J.C.I.	3yrs.	--	9854090005
Member	Shri Dharmeswar Patowary	M.D., A.C.J.M.Ltd.	--	--	9435360755

6. B. Various sub-committees constituted by the Board of Directors for different activities.

Sl. No.	Sub-committee	Mandate	Composition/ Members	Remarks
	Nil	Nil	Nil	Nil

7. The number of Board meetings and AGM held (year wise, for last three years)

	2009-10	2010-11	2011-12
No of Board Meetings	4	3	3
AGM	Nil	Nil	1

8. Mandate/ Mission of the SLPE

Sl. No.	Main Mandate/ Objectives/ Purpose of SLPE	Present operational status	Extent of achievement of the said mandate in % or in quantitative description
1	Manufacture of Jute Goods	Good	80%
2	To encourage agriculture & Industry	Good	80%
3	Employment Opportunity to Local people	Good	100%
4	Purchase from Jute Growers & Non Growers	Good	100%

9. Strategy and Business Plan adopted for realisation of goals as stated in the vision statement and objectives set. : Not reported

10. Performance : MOU Rating of SLPE (year wise, if any)

	2009-10	2010-11	2011-12
MOU entered years	Nil	Nil	Nil
MOU Rating	--	--	--

11. Status of Accounts :

a. Provisional up to	--
b. Statutory Audit Completed up to	2011-2012
c. Statutory Auditor appointed up to	2011-2012
d. C&AG / RCS Audited up to	2011-2012
e. Adopted in AGM up to	2011-2012
f. Date on which AGM was held for the years	24-08-2012
g. Number of Accounts in Arrears	Nil

		2009-10	2010-11	2011-12
A	Authorised Capital	600	600	600
B	Paid-up Capital			
	a. Government of Assam	323	323	323
	b. Government of India	NIL	NIL	NIL
	c. Others (specify)	10	10	10
C	Total	333	333	333

## 13. A. Financial performance (Rupees in Lakh) :

		2009-10	2010-11	2011-12
A	Status of Accounts			
	i ) Estimated (E)			
	ii ) Provisional (P)	A	A	A
	iii) Audited (A)			
B	Capital Investment	654	654	662
C	Capital Employed	1319	1430	1536
D	State Government Investment	323	323	323
	a. Equity	323	323	323
	b. Term Loan	NIL	NIL	NIL
	c. Subsidy/ Grant			
	i. State	NIL	NIL	NIL
	ii. Centre	NIL	NIL	NIL
	Total	NIL	NIL	NIL
	d. Guarantees	NIL	NIL	NIL
	i. Received	--	--	--
	ii. Committed	--	--	--
E	Loan	NIL	NIL	NIL
	a. State Govt. Loan	--	--	--
	b. Institutional Loan	--	--	--
	c. Banks Loan	--	--	--
	d. PSU Loan (Name of PSU)	--	--	--
	e. Co-operatives	--	--	--
	Total	--	--	--
	d. Defaults in loan repayments if any.		--	--
F	Waver of dues/ grant	NIL	NIL	NIL
	a Loan repayment written of	--	--	--
	b Loans converted into equity	--	--	--
	c Interest/ penal interest waived	--	--	--
	d Loans converted into Grant	--	--	--
	e Total	--	--	--
G	a. Total Turnover	2660	3024	3169
	b. Net Turnover	2503	3054	2792
H	Total Income	2790	3434	3318
I	Total Expenses	2496	3361	3163
J	Total cost of production or total cost of service	2339	2967	2779

K	DIT			
	a. Depreciation	23	33	34
	b. Interest	NIL	NIL	NIL
	c. Taxes	92	60	49
	d. Total	115	93	83
L	Profit			
	a. PBIT	294	173	155
	b. PBDIT	317	205	188
	c. PBDIT to Capital Employed	0.24	0.19	0.12
	d. PBIT to Turnover	0.11	0.06	0.06
	e. PADIT	203	113	106
	f. Surplus Generated	203	113	106
M	Accumulated Reserve	778	940	1047
N	Reserve and Surplus	203	113	106
O	Accumulated Loss (-)	NIL	NIL	NIL
P	Net worth (NW) (+/-)	572	612	639
Q	Net Profit to Net worth	0.35	0.27	0.17
R	Return on Capital employed	0.15	0.14	0.07
S	Debt-Equity Ratio	NIL	NIL	NIL
T	Gross Margin	164	63	14
U	Dividend paid			
	a %	7	7	7
	b Amount	21	21	21
V	Manpower Cost	571	615	1013
W	Turnover per employee	2.94	3.59	3.28
X	Internal Resource Generation	225	195	140
Y	Contribution to Exchequer Total	165	155	142
	a. Interest on Govt. loan	NIL	NIL	NIL
	b. Dividend	21	21	21
	c. Excise Duty	NIL	NIL	NIL
	d. Custom duty	NIL	NIL	NIL
	e. Sales Tax	52	74	72
	f. Dividend Tax	NIL	NIL	NIL
	g. Other duties and Taxes	92	60	49

#### 14. Physical performance :

Sl. No.	Parameter	Unit	2009-10	2010-11	2011-12
	Sacking	M.T	5291.3756	5080.6560	5022.6004
	Hessian	M.T	98.3990	270.5600	651.9400
	M.F. Yarn	M.T	904.6400	644.7400	273.4406

#### 15. Employment (Numbers)

Sl.No.		2009-10	2010-11	2011-12
1	Total	851	851	851
	Executive/ Managerial	5	5	5
	Supervisory	17	17	17
	Field personnel/ Others	829	829	829
2	Community wise			
	SC	83	82	82
	ST	40	41	41
	OBC	235	234	234

Minority	230	231	231
Disabled	1	1	1
Women	2	2	2

16. Remedial action taken/ proposed to be taken on the following issues flagged by the CAG Report (for the year ended 31<sup>st</sup> March 2012)

: Dose not fall under the purview of CAG Audit.

17. Major constraints :

Sl. No.	Major constraints	Action plan
1	Frequent interrupted grid power supply by ASEB	Requested for un-interrupted Power supply
2	Despatched of jute bags are rail bound but it is difficult due to ban of piece meal booking.	Railway Department may consider piecemeal wagon to Assam as per our prayer
3	Employees of almost 90% local unskilled employees from agricultural surplus.	Govt. may offer special incentive for trained-up.
4	A large number of manpower due to non automation of machineries.	Up-gradation of machineries is being done.

18. Action taken for :

- i Improving performance: Renovation of old machineries and a long term in-house training programme is conducted through Ministry of Textiles by the Institute of Jute Technology, Kolkata.
- ii Revitalisation through implementation of VRS : Not yet required
- iii Disinvestment etc.: Govt. has not given budgetary support of grant.
- iv Preparation of long term plan : A unit of diversification product is ready for production and production of export yarn is on the process.
- v Updating of accounts : Accounts is updated.

Reporting Date : 05.12.2012



### 37. Assam Police Housing Corporation Ltd.

1. Nature and incorporation :

- a. Nature of SLPE : Government Company  
 b. Date of incorporation : 05-11-1980  
 c. Act under which incorporated : Company's Act' 1956.

2. Administrative Department : Home Department, Govt. of Assam

3. Address of the SLPE Head Office : Madhabdevpur, Rehabari, Guwahati-8  
 ( Including Telephone/ Fax/ e-mail Tel. No-0361-250249, fax -0361-2732375.  
 and website, if any) e. mail- [aphcltd@gmail.Com](mailto:aphcltd@gmail.Com).

4. Classification, category and operational status :

Division	Major Sector area (Based on CAG & GOI classification)	Specific area of SLPE	Current status
Services	Infrastructure	Construction	Performing well

5. Present CMD/ MD/ CEO/ Name, contact phone, mobile, fax and official e-mail : Shri  
 Subhas Goswami, IPS,CMD, Tel. No-0361-250249, fax -2732375

6. A. Composition of the Board as on June' 2012.

Designation	Name	Official Designation/ Member eligible	Tenure	Date on which any member is retiring this year	Contact numbers
Chairman	Shri S. Goswami, IPS	Chairman cum Managing Director	w.e.f. 27.11.2009	--	--
Director	Shri Umesh Kumar, IPS	Addl. DGP (Border)	w.e.f. 02.05.2012	--	--
Director	Shri G.D.Tripathi, IAS	Secretary to the GOA, Political Department	w.e.f. 13.07.2012	--	--
Director	Shri R.C.Joshi, IAS	Commissioner & Secretary to the GOA, Finance Department	w.e.f. 02.09.2011	--	--
Director	Smt. G. Bhattacharyya, ACS	Deputy Secretary to the GOA, Public Enterprises Department	w.e.f. 27.07.2012	--	--
Director	Shri M.C. Boro ACS	Commissioner & Secretary to the GOA, PWD (Roads)	w.e.f. 17.09.2007	--	--
Director	Shri P.K.Kalita	Managing Director , AGCC Ltd.	w.e.f. 28.02.2005	--	--

Sl. No.	Sub-committee	Mandate	Composition/ Members	Remarks
	Nil	Nil	Nil	Nil

## 7. The number of Board meetings and AGM held (year wise, for last three years)

	2009-10	2010-11	2011-12
No of Board Meetings	4	4	4
AGM	1	1	1

## 8. Mandate/ Mission of the SLPE

Sl. No.	Main Mandate/ Objectives/ Purpose of SLPE	Present operational status	Extent of achievement of the said mandate in % or in quantitative description
	Construction of various Administrative/ Residential Buildings for Police Department.	--	--

## 9. Strategy and Business Plan adopted for realisation of goals as stated in the vision statement and objectives set. : Not reported

## 10. Performance : MOU Rating of SLPE (year wise, if any)

	2009-10	2010-11	2011-12
MOU entered years	Nil	Nil	Nil
MOU Rating	Nil	Nil	Nil

## 11. Status of Accounts :

a. Provisional up to	2010-11
b. Statutory Audit Completed up to	2010-11
c. Statutory Auditor appointed up to	2011-12
d. C&AG / RCS Audited up to	2010-11
e. Adopted in AGM up to	2007-08
f. Date on which AGM was held for the years	24-9-10/ 22-9-11/ 21-9-2012
g. Number of Accounts in Arrears	4 years

## 12. Capital Structure : (Rs. in lakh)

		2009-10	2010-11	2011-12
A	Authorised Capital	20	20	20
B	Paid-up Capital			
	a. Government of Assam	3.50	3.50	3.50
	b. Government of India	--	--	--
	c. Others (specify)	--	--	--
C	Total	3.50	3.50	3.50

## 13. Financial performance (Rupees in Lakh) :

238

		2009-10	2010-11	2011-12
A	Status of Accounts			
	i ) Estimated (E) ii ) Provisional (P) iii) Audited (A)	A	A	P
B	Capital Investment	3.5	3.5	3.5
C	Capital Employed	806	833	--
D	State Government Investment	3.50	3.50	3.50
	a. Equity	3.50	3.50	3.50
	b. Term Loan	--	--	--
	c. Subsidy/ Grant	--	--	--
	i. State	--	--	--
	ii. Centre	--	--	--
	Total	--	--	--
	d. Guarantees	--	--	--
	i. Received	--	--	--
	ii. Committed	--	--	--
E	Loan	--	--	--
	a. State Govt. Loan	Nil	Nil	Nil
	b. Institutional Loan	Nil	Nil	Nil
	c. Banks Loan	Nil	Nil	Nil
	d. PSU Loan (Name of PSU)	Nil	Nil	Nil
	e. Co-operatives	Nil	Nil	Nil
	Total	Nil	Nil	Nil
	d. Defaults in loan repayments if any.	Nil	Nil	Nil
F	Waver of dues/ grant		Nil	Nil
	a Loan repayment written of	Nil	Nil	Nil
	b Loans converted into equity	Nil	Nil	Nil
	c Interest/ penal interest waived	Nil	Nil	Nil
	d Loans converted into Grant	Nil	Nil	Nil
	e Total	Nil	Nil	Nil
G	a. Total Turnover	103	38	--
	b. Net Turnover	103	38	--
H	Total Income	840	851	--
I	Total Expenses	491	710	--
J	Total cost of production or total cost of service	491	710	--
K	DIT			
	a. Depreciation	4	4	--
	b. Interest	--	--	--
	c. Taxes	--	--	--
	d. Total	4	4	--
L	Profit			
	a. PBIT	345	137	--
	b. PBDIT	349	141	--
	c. PBDIT to Capital Employed	0.43	0.17	--
	d. PBIT to Turnover	3.34	3.57	--
	e. PADIT	345	137	--
	f. Surplus Generated	345	137	--

M	Accumulated Reserve	803	829	--
N	Reserve and Surplus	803	829	--
O	Accumulated Loss (-)	--	--	--
P	Net worth (NW) (+/-)	807	833	--
Q	Net Profit to Net worth	0.43	0.16	--
R	Return on Capital employed	0.43	0.16	--
S	Debt-Equity Ratio	--	--	--
T	Gross Margin	--	--	--
U	Dividend paid	--	--	--
	a %	--	--	--
	b Amount	--	--	--
V	Manpower Cost	458	686	--
W	Turnover per employee	0.52	0.20	--
X	Internal Resource Generation	344	100	--
Y	Contribution to Exchequer Total	160	174	--
	a. Interest on Govt. loan	--	--	--
	b. Dividend	--	--	--
	c. Excise Duty	--	--	--
	d. Custom duty	--	--	--
	e. Sales Tax/VAT	133	130	--
	f. Dividend Tax	--	--	--
	g. Other duties and Taxes	27	44	

#### 14. Physical performance :

Sl. No.	Parameter	Unit	2009-10	2010-11	2011-12
1	Construction of Admn./ residential buildings of Police Department under various Scheme	Nos	97	137	106

#### 15. Employment (Numbers)

Sl.No.		2009-10	2010-11	2011-12
1	Total	200	190	185
	Executive/ Managerial	15	13	13
	Supervisory	16	16	17
	Field personnel/ Others	169	161	155
2	Community wise			
	SC	16	14	14
	ST	16	16	16
	OBC	28	27	24
	Minority	Nil	Nil	Nil
	Disabled	Nil	Nil	Nil
	Women	6	6	6

#### 16. Remedial action taken/ proposed to be taken on the following issues flagged by the CAG Report (for the year ended 31<sup>st</sup> March 2012) : CAG Report not received.

- No. of outstanding Inspection Report (IRs) and paragraphs : --
- Paragraphs/ reviews for which explanatory notes were not received by the AG : --
- Paras involving deficiencies : --
- Paras involving recovery of money : --
- Compliance/ Non- Compliance to Accounting standards : --
- Internal Control & Internal Audit Systems : --

- vii. Status of SAR : --
- viii No. of paras discussed by and pending at Committee on Public Undertakings (COPU) : --
- ix On CAG Recommendations / suggestions : --

17. Major constraints :

Sl. No.	Major constraints	Action plan
1.	Drastical reductions of Agency Charge from 12% to 6%	Approaching Govt. for allocation of more works. Execution of works of Central Govt. Undertakings.
2.	Ban on utilisation of interest income earned on MPF Scheme	--

18. Action taken for :

- i Improving performance: Approaching Govt. for allocation of more works. Execution of works of Central Govt. Undertakings
- ii Revitalisation through implementation of VRS : Nil
- iii Disinvestment etc: Nil
- iv Preparation of long term plan : Nil
- v Updating of accounts : Vigorous follow-up action taken for updating of accounts.

Reporting Date : 15-11-2012.

## 1. Nature and incorporation :

- a. Nature of SLPE : Statutory Corporation  
 b. Date of incorporation : 01-08-1974  
 c. Act under which incorporated : Assam State Housing Board Act, 1972.

## 2. Administrative Department : Urban Development Department, Govt. of Assam

## 3. Address of the SLPE Head Office : R.G. Baruah Road, Guwhati-781005.

( Including Telephone/ Fax/ e-mail Ph. 0361-2201636, Fax No. 0361-2204840  
 and website, if any)

## 4. Classification, category and operational status :

Division (As per GOI)	Major Sector area (Based on CAG & GOI classification)	Specific area of SLPE	Current status
Services	Construction	Housing accommodation	In operation but losing

## 5. Present CMD/ MD/ CEO/ Name, contact phone, mobile, fax and official e-mail : Shri Hira Prasad Nath, ACS, Commissioner,

6. A. Composition of the Board as on 1<sup>st</sup> June /2012

Designation	Name	Official Designation/ Member eligible	Tenure	Date on which any member is retiring this year	Contact numbers
Chairman	Shri W.A. Choudhury	Ex-MLA	3 Years	--	9435048600
Director	Membar Gogoi	MLA	3 Years	--	--
Director	Hemanta Talukdar	MLA	3 Years	--	--
Director	Kamal sing Narzary	MLA	3 Years	--	--
Director	-	Principal Secy. to the Govt. of Assam, U.D. Department	-	--	--
Director	-	Principal Secy. to the Govt. of Assam Finance Department	-	--	--
Director	-	Chief Engineer, PWD (Building)	-	--	--
Director	-	Chief Engineer, PWD ((Roads)	-	--	--
Director	-	Chief Engineer, PHE)	-	--	--
Director	--	Director, Town & Country Planning	-	--	--
Director	--	Director, P& RD Department	-	--	--
Director	-	Director, MAD	-	--	--

Sl. No.	Sub-committee	Mandate	Composition/ Members	Remarks
	-	-	-	-

## 7 The number of Board meetings and AGM held (year wise, for last three years)

	2009-10	2010-11	2011-12
No of Board Meetings	1	1	1
AGM	-	-	-

## 8. Mandate/ Mission of the SLPE

Sl. No.	Main Mandate/ Objectives/ Purpose of SLPE	Present operational status	Extent of achievement of the said mandate in % or in quantitative description
1	To provided for measures to be taken to deal with and satisfy the need of Housing accommodation for Urban and Rural Areas of the State.	The Board has been implementing the following scheme under State Plan Allocation. 1) Janata Housing Scheme for EWS (Gen), EWS (SCPC), EWS( TSP), 2..Rental Housing Scheme for Grade III and Grade IV Govt. employees	In operation

## 9. Strategy and Business Plan adopted for realisation of goals as stated in the vision statement and objectives set.

- (i) Proposed for construction multi-storeyed Office cum Commercial complex at Head Quarter office Campus.
- (ii) The Board has been execution various construction works under NRHM, different Govt. Department and Universities in various parts of the State and by the way the Board is expected to earn good amount and Agency charge @ 3% to 6% of the total cost.
- (iv) Another 4(four) numbers project proposal submitted to the Govt. for construction of affordable housing for all EWS & LIG people at Golaghat, Morigaon and Guwahati (Metro) under 10% pool fund during 2013-14.

## 10. Performance : MOU Rating of SLPE (year wise, if any)

	2009-10	2010-11	2011-12
MOU entered years	Nil	Nil	Nil
MOU Rating	Nil	Nil	Nil

## 11. Status of Accounts :

a. Provisional up to	2010-11
b. Statutory Audit Completed up to	2009-10
c. Statutory Auditor appointed up to	2010-11
d. C&AG / RCS Audited up to	2009-10
e. Adopted in AGM up to	2009-10
f. Date on which AGM was held for the years	04-09-2012
g. Number of Accounts in Arrears	2 years

		2009-10	2010-11	2011-12
A	Authorised Capital	39	39	39
B	Paid-up Capital			
	a. Government of Assam	--	--	--
	b. Government of India	--	--	--
	c. Others (specify)	--	--	--
C	Total	--	--	--

## 13. Financial performance (Rupees in Lakh) :

		2009-10	2010-11	2011-12
A	Status of Accounts			
	i ) Estimated (E)	A	P	E
	ii ) Provisional (P)			
	iii) Audited (A)			
B	Capital Investment	11527	11860	12404
C	Capital Employed	3107	3200	3367
D	State Government Investment	7273	7606	8150
	a. Equity	--	--	--
	b. Term Loan	5139	5340	5472
	c. Subsidy/ Grant			
	i. State	1943	2075	2487
	ii. Centre	191	191	191
	Total	2134	2266	2678
	d. Guarantees			
	i. Received	--	--	--
	ii. Committed	--	--	--
E	Loan			
	a. State Govt. Loan	5177	5378	5511
	b. Institutional Loan	4254	4254	4254
	c. Banks Loan	--	--	--
	d. PSU Loan (Name of PSU)	--	--	--
	e. Co-operatives	--	--	--
	Total	9431	9632	9765
	d. Defaults in loan repayments if any.	-		
F	Waver of dues/ grant	--	--	--
	a Loan repayment written of	--	--	--
	b Loans converted into equity	--	--	--
	c Interest/ penal interest waived	--	--	--
	d Loans converted into Grant	--	--	--
	e Total	--	--	--
G	a. Total Turnover	766	764	889
	b. Net Turnover	--	--	--
H	Total Income	766	764	889
I	Total Expenses	892	1169	1060
J	Total cost of production or total cost of service	661	952	840



K	DIT			
	a. Depreciation	22	22	23
	b. Interest	169	161	164
	c. Taxes	--	--	--
	d. Total	191	183	187
L	Profit			
	a. PBIT	43	(245)	(7)
	b. PBDIT	65	(223)	16
	c. PBDIT to Capital Employed	--	--	--
	d. PBIT to Turnover	--	--	--
	e. PADIT	(126)	(406)	(171)
	f. Surplus Generated	--	--	--
M	Accumulated Reserve	--	--	--
N	Reserve and Surplus	--	--	--
O	Accumulated Loss (-)	2052	2458	2629
P	Net worth (NW) (+/-)	--	--	--
Q	Net Profit to Net worth	--	--	--
R	Return on Capital employed	--	--	--
S	Debt-Equity Ratio	--	--	--
T	Gross Margin	--	--	--
U	Dividend paid	--	--	--
	a %	--	--	--
	b Amount	--	--	--
V	Manpower Cost	661	952	840
W	Turnover per employee	--	--	--
X	Internal Resource Generation	--	--	--
Y	Contribution to Exchequer Total	2812	2972	3136
	a. Interest on Govt. loan	2812	2972	3136
	b. Dividend	--	--	--
	c. Excise Duty	--	--	--
	d. Custom duty	--	--	--
	e. Sales Tax	--	--	--
	f. Dividend Tax	--	--	--
	g. Other duties and Taxes	--	--	--

#### 14. Physical performance :

Sl. No.	Parameter	Unit	2009-10	2010-11	2011-12
1	Implementation of Rental housing Scheme for Grade III and Grade IV Govt. employees and unorganised worker	No. of houses	39	8	12
2	Janata Housing Loan for EWS people.	No. of loan beneficiaries	246	165	356

#### 15. Employment (Numbers)

Sl.No.		2009-10	2010-11	2011-12
1	Total	303	290	281
	Executive/ Managerial	24	23	24
	Supervisory	47	48	48
	Field personnel/ Others	232	219	209

2	Community wise			
	SC	24	24	23
	ST	24	24	23
	OBC	36	36	34
	Minority	25	23	20
	Disabled	-	-	-
	Women	30	29	28

16. Remedial action taken/ proposed to be taken on the following issues flagged by the CAG Report (for the year ended 31<sup>st</sup> March 2012)

- i. No. of outstanding Inspection Report (IRs) and paragraphs : 30
- ii. Paragraphs/ reviews for which explanatory notes were not received by the AG : Nil
- iii. Paras involving deficiencies : Nil
- iv. Paras involving recovery of money : 2
- v. Compliance/ Non- Compliance to Accounting standards : --
- vi. Internal Control & Internal Audit Systems : Yes
- vii. Status of SAR : NA
- viii. No. of paras discussed by and pending at Committee on Public Undertakings (COPU) : Nil
- ix. On CAG Recommendations / suggestions : Nil

17. Major constraints :

Sl. No.	Major constraints	Action plan
1.	Non receipt of sufficient fund from the Govt. of Assam.	ASHB has been submitting supplementary demand regarding Plan & Non-Plan since long period due to non receipt of Govt. fund
2.	Insufficient recoveries from the beneficiaries to tenants.	1) Board has served the Demand Notice/ Show Cause Notice regarding realisation of arrear house rent from defaulter tenants 2) Board has served the Demand Notice/ institute BPDR case against the loanee regarding loan recovery.

19. Action taken for :

- i. Improving performance : NA
- ii. Revitalisation through implementation of VRS : Necessary steps have been taken for improving internal management

- iii Disinvestment etc. : NA
- iv Preparation of long term plan : NA
- v Updating of accounts: Upto 2009-10.

The annual account for the year 2010-11 & 2011-12 is nearing completion under above figure will be shortly.

Reporting Date : 18/04/2013

# Chapter : 4

## Reintroduction & Institutionalisation of MOU

## **STATUS ON IMPLEMENTATION AND EXECUTION OF MoU ON THE STATE LEVEL PUBLIC ENTERPRISES OF ASSAM. :**

(A) As per recommendation/ suggestion of Govt. of India and based on encouraging results of the Central Public Sector Enterprises, the Public Enterprises Department, Govt. of Assam had taken up to introduce the Memorandum of Understanding (MoU) based performance rating of State Level Public Sector Enterprises (SLPEs) of Assam. Having set in principle this Department obtained the Cabinet approval on application of the concept of Memorandum of Understanding between the State Government and the State Level Public Enterprises in its sitting dated 6.12.2004. Accordingly, Government of Assam issue the MoU guidelines vide O.M. No.PE.110/2004/29 dated 19.01.2005. For its implementation, Govt. of Assam constituted two Committees viz. (i) Task Force under the chairmanship of Commissioner & Secretary, Public Enterprises Department and (ii) High Level Committee under the chairmanship of Chief Secretary, Assam.

The MoUs were executed with following 8 (eight) PSUs during the year 2006-07.

1. Assam Petrochemicals Ltd.
2. Assam State Film (Finance & Development) Corporation Ltd.
3. Assam Gas Company Ltd.
4. Assam Tourism Development Corporation Ltd.
5. Assam Co-operative Jute Mills Ltd.
6. Assam Fisheries Development Corporation Ltd.
7. Assam Electronics Development Corporation Ltd.
8. Assam Livestock & Poultry Corporation Ltd.

(B) However, for absence of MoU understanding at SLPEs and Administrative Departments level the continuation for execution of MoU were not followed. Public Enterprises Department therefore initiated to take necessary steps for reintroduction through institutionalisation of system of MoU in respect of SLPEs of Assam during 2009-10. Accordingly, through tendering process four Government Institutions have been selected. Based on budgetary provision the Public Enterprises Department decided to study 11 (eleven) SLPEs in the first phase allotting to first 3 out of 4 such institutions. The Service Agreements have been signed on 20.07.2011 by the Department of Public Enterprises, with three institutions viz. the Institute of Public Enterprises, Hyderabad, Department of Business Administration, Gauhati University and the Centre for Organisation Development, Hyderabad as the service provider to undertake the project on two modules – (1) Training Needs Analysis, Training Design & Policy (TNA) and (2) the MoU based Performance Rating System for study of the following 11 SLPEs :--.

1. Assam Police Housing Corporation Ltd. (APHC)
2. Assam Seeds Corporation Ltd. (ASC)
3. Assam State Transport Corporation. (ASTC)
4. Assam Industrial Development Corporation Ltd. (AIDC)
5. Assam Financial Corporation. (AFC)
6. Assam Petrochemicals Ltd. (APCL)
7. Assam Govt. Marketing Corporation Ltd. (AGMC)
8. Assam State Film (Finance & Development) Corporation Ltd. (ASFF&DC)
9. Assam Livestock & Poultry Corporation Ltd.
10. ARTFED Ltd.
11. Assam Plain Tribes Development Corporation Ltd. (APTDC)

On submission of the reports and draft MoUs for 11 SLPEs by the above three service providers, so far the first 9 (nine) SLPEs mentioned above have signed the MoUs with their respective Administrative Departments to achieve the target for the year 2013-14.

The remaining two SLPEs mentioned above viz. ARTFED matter is subjudice in the Hon'ble Gauhati High Court and Assam Plain Tribes Development Corporation is not signing the MoU as their fund requirement of about Rs.100 crore from the State Govt. is not yet resolved.

The hand holding process by the same service providers are going on for proper implementation and execution of works to fulfil the target set in the MoUs.

(C) During the year 2012-13, this Department had taken up for TAN/MoU study to be conducted by the above mentioned three service providers along with the Business Administration Department subsequently known as School of Management Sciences, Tezpur University on the following 16 (sixteen) SLPEs.

1. Assam Small Industries Development Corporation Ltd. (ASIDC)
2. Assam State Textbook Production & Publication Corporation Ltd. (ASTP&PC)
3. Assam Power Generation Corporation Ltd. (APGCL)
4. Assam Electricity Grid Corporation Ltd. (AEGCL)
5. Assam State Warehousing Corporation. (ASWC)
6. Assam Sate Housing Board (ASHB)
7. Assam Mineral Development Corporation Ltd. (AMDC)
8. Assam Plantation Crops Development Corporation Ltd. (APCDC)
9. Assam Fisheries Development Corporation Ltd. (AFDC)
10. Assam Power Distribution Company Ltd. (APDC)
11. Assam Polyester Co-operative Society Ltd. (APOL)
12. Assam Urban Water Supply & Sewerage Board (AUWSSB)
13. Assam State Fertilizer & Chemical Ltd. (ASFC)
14. Assam Electronics Development Corporation Ltd. (AEDC)
15. Assam Tourism Development Corporation Ltd. (ATDC)
16. Assam Co-operative Jute Mills Ltd. (ACJM)

Accordingly, the Service Agreements have been signed with four already selected above mentioned Institutions on 12.08.13. The study is going on and on submission of reports by the respective service providers, necessary process will be initiated for signing of the MoUs.

Details of signed MoU Report of 9 (nine) SLPEs are annexed herewith at Annexure-A

**MEMORANDUM OF UNDERSTANDING<sup>249</sup>**

**BETWEEN**

**ASSAM FINANCIAL CORPORATION**

**AND**

**ECONOMIC AFFAIRS, FINANCE DEPARTMENT,  
GOVERNMENT OF ASSAM**

**YEAR 2013-14**

## **MEMORANDUM OF UNDERSTANDING ASSAM FINANCIAL CORPORATION (AFC)**

### **Vision:**

Contribute to and accelerate the socio-economy development of the region by acting as vibrant and dependable financial institution promoting and Entrepreneurism and growth of MSME and development sector.

### **Mission:**

Leverage our knowledge, experience and resources to expand and diversify into new financial services and grow evenly as a competent, credible and transparent financial institution providing customized, timely, responsible and efficient solutions meeting the diverse needs of customers.

### **Strategic Objectives:**

- Focus on strategic marketing and branding to increase the fund disbursement by around times and increase the number of proposals received by almost ten times.
- Increase the equity based of the Corporation by infusion of funds from Government by roving the potential of stable growth with selective risks, improved recoveries and payments of dividends from year 2013-14.
- Regain the confidence of SIDBI by paying minimum guarantees dividends, improved recoveries and following the guide lines issued as part of tripartite agreement.
- Expand the fee based service income by a acting as financial products distributor.
- Gain the customer loyalty and confidence by implementing the procedures improving operational performance and customer relationship management.
- Diversify into venture capital and microfinance services and repay the loan account in next five years.



**Performance Matrix:**

<b>Financial Parameters</b>		<b>Weightage</b>
	<b>Performance Targets (Rs. In Lakhs)</b>	
<b><i>Fund Performance</i></b>	<b>2013-14</b>	
Fund Sanctions (Rs. In lakh)	12000.00	10
Fund disbursement (Rs. In lakh)	9500.00	5
<b><i>Self-Dependency</i></b>	<b>2013-14</b>	
Total Income / Interest Expense	1.5 (1814.52 / 1234.98)	5
Interest Income / Interest Expense	1.7 (870.33 / 518.14)	5
Core Business Income (%)	0.69% (1247.02 / 1814.52)	2
Debt / Equity	0.91 (7448.57 / 8186)	3
<b><i>Stable Growth with selective Risks</i></b>	<b>2013-14</b>	
Standard Assets / Total Assets	0.84 (14887.89 / 17636.57)	3
Recovery	2550.89	10
% Portfolio of top 10% customers	25	2
Net Profit after Tax	579.54	10
<b><i>Stakeholders Returns</i></b>	<b>2013-14</b>	
Dividend	3.5%	5

Non-Financial Parameters		Weightages
Performance Targets		
<b>Operational Efficiency</b>	<b>2013-14</b>	
Average Sanctioning Time (in days)	15	4
% of Profitable Proposals Rejected or not lent to	8	3
Average no. of Days for first meeting on proposal	5	3
<b>Marketing and Strategy</b>	<b>2013-14</b>	
Promotion Budget as percent of Total Income		2
Total Number of proposals	150	3
Numbers of Proposals Sanctioned	110	3
Number of Customer Interaction Programmes	6	2
<b>Employee Growth</b>	<b>2013-14</b>	
Number of Training Programs per designation	2	4
Number of vacant Top Management post	0	3
Number of changes in Top Management	0	3
<b>Compliance</b>	<b>2013-14</b>	
Number of cases in which SIDBI guidelines have been violated	<5	3
Number of proposals under INR 1 Cr for which CART is not implemented	<5	2
<b>Product Features</b>	<b>2013-14</b>	
Loan Proposal Amount lost due to limited Product features	<5	5

#### Commitments / Assistance from the Government:

The Government agrees to:

- Provide Share Capital for further infusion of Share Capital into AFC contingent to the performance of AFC for the next two years.
- Provide necessary support of AFC in increasing the fee based income by partnering with AFC in implementation of its schemes.

### Action Plan for Implementation and Monitoring of MOU:

The frequency of monitoring the MOU will be as follows:

- Monitor the financial parameters defined on monthly basis.
- Monitoring of all the parameters on a quarterly basis and in every board meeting.
- Review by administrative ministry on half yearly basis.
- Evaluate the performance annually on the basis of provisional data.
- Evaluate the performance based on this MOU at the close of the year based on Audited Accounts as soon as possible.

*[Signature]* 04.6.13.

Managing Director

Assam Financial Corporation

Date :

**MANAGING DIRECTOR**  
**ASSAM FINANCIAL CORPORATION**  
**GOVERNMENT OF ASSAM**

*[Signature]* 04/06/13

Authorised Signatory

Economic Affairs, Finance Department

Date :

**MEMORANDUM OF UNDERSTANDING**

**BETWEEN**

**ASSAM PETROCHEMICALS LIMITED**

**AND**

**INDUSTRIES AND COMMERCE DEPARTMENT,**

**GOVERNMENT OF ASSAM**

**YEAR 2013-14**

## **Memorandum of Understanding**

### **Assam Petrochemicals Ltd.,**

#### **Vision:**

*"To emerge as a Global Player in the business of petrochemicals by achieving leadership position in product quality, customer service and continuous innovation of management in all dimensions within 2017*

*To create economic activity and to generate employment*

#### **Mission of APL:**

- To produce Methanol and Formalin efficiently, economically and in an environment friendly manner
- To establish itself as a profit making enterprise
- To work for all round development and improvement of the strategically important North Eastern parts of the country
- To diversify into production of other industrial products
- To provide balanced economics growth in the region

#### **Strategic Objectives of APL:**

- To increase market share in the field of "Chemical" within the country
- To Strengthening Financial Resources of the organization
- To increase Production and Productivity
- To Innovate new business ideas and implement the same for growth of the Company
- To take right steps at right time and to introduce proper action planning to achieve the corporate goal
- To implement best physical resources to get maximum output at optimum time



**Performance Parameters for MoU:**

<b>Financial Parameters</b>		<b>Weightages (%)</b>
<b>Parameter</b>	<b>Performance Targets</b>	
	<b>2013-14</b>	
Turnover (Rs. In Crores)	70 and above	20
Profitability (Rs. In Crores)	2 and above	10

\*Turnover inclusive of duties and taxes, discounts & commissions

\*Profitability: Profit before tax and extraordinary and exceptional items

<b>Non-Financial Parameters</b>		<b>Weightages (%)</b>
<b>Parameter</b>	<b>Performance Targets</b>	
	<b>2013-14</b>	
Capacity Utilisation	90%	10
Employee satisfaction	65%	5
Safety	Zero Accidents, Four Awareness Camps	5
Statutory compliance	Holding of AGM before 15/9/13	5
	Filing of Form 23AC & 23ACA before 11/10/13	

	Filing of Annual Return before 14/11/2013	
	Renewal of pollution control board consent before 3 months of due date	
	Nil show cause notice from statutory	
Corporate Governance	Composition of Board of Directors as per clause 49 (I)(A)	5
	Audit Committee as per Clause 49(II)(A)	
	Conduct of Secretarial Audit	
Corporate Social Responsibility	Expenditure in CSR Activities – 2% of Avg. Profit of last 3 years	5
Training	Completion of training programmes as per the training calendar – 75%	5
Pollution control	Meeting as per PCB guidelines. No show-cause notice during the year.	5
Environmental conservation	Ambient Air, Water and Noise levels within the permissible limits – no deviation	5
Energy conservation	Energy consumption within acceptable limit	5
Commissioning of New project	500 TPD Methanol Plant – 75% completion as per plan Phase I **	5
	200 TPD Acetic Acid Plant – 75% finalisation of technology and project plan	5
Improvement Projects	4	5

\*\*Phase –I Basic & Details engineering, drawing and site preparation, vendor selection and placement of order

**Commitments / Assistance from the Government:**

The Government agrees to:


Provide necessary support to APL in commissioning new projects within the agreed time-frame

**Action Plan for Implementation and Monitoring of MOU:**

The frequency of monitoring the MOU will be as follows:

- Monitor the financial parameters defined on monthly basis
- Monitoring of all the parameters on a quarterly basis and in every board meeting
- Review by administrative ministry on half yearly basis
- Evaluate the performance annually on the basis of provisional data
- Evaluate the performance based on this MOU at the close of year based on audited accounts as soon as possible

  
(R. BORDOLOI)  
Managing Director  
Assam Petrochemicals Limited  
Namrup - Assam  
RATUL BORDOLOI  
Managing Director,  
Assam Petrochemicals Ltd.  
Date: 04.06.2013

  
04/06/2013  
(R. T. JINDAL)  
Shri R.T. JINDAL, IAS.  
Principal Secretary  
Industries & Commerce, Assam  
Dispur, Guwahati-6  
Authorised Signatory  
Industries and Commerce Department  
Date: 04.06.2013



**MEMORANDUM OF UNDERSTANDING**

**BETWEEN**

**ASSAM STATE FILM (FINANCE & DEVELOPMENT) CORPORATION  
LIMITED**

**AND**

**CULTURAL AFFAIRS DEPARTMENT,  
GOVERNMENT OF ASSAM**

**YEAR 2013-14**

## MEMORANDUM OF UNDERSTANDING

### Assam State Film (Finance & Development) Corporation Ltd

#### **Vision:**

Ensure sustainable promotion of Film, Television, Arts and Culture by facilitating formulation and implementation of relevant policy frame-work in the state of Assam

#### **Key Strategic Objectives:**

- To provide financial assistance for production of Films, Television / Audio / Video and other media properties that support the vision
- To implement policies of the Govt. of Assam in the area of providing incentives / subsidies in support of the growth of the industry
- To provide necessary climate for the *of Assam* film industry to thrive in its native land.
- To create competencies / trained manpower to support the growth as well as to provide employment opportunities by imparting knowledge connected and allied to Cinema, Television and Arts.
- To provide financial assistance in setting-up of infrastructural units and exhibition theatres.
- To act as an expert institution and handle the media requirements of the Govt. of Assam and other departments of the Government.

Financial Parameters		Weightages (%)
Parameter	Performance Target	
	2013-14	
Turnover (Rs Lakhs)	20	40
Profitability (Rs Lakhs)	2	10

Non-Financial Parameters			Weightages (%)
S. No.	Parameter	2013-14	
1	Providing loans for film productions	1	10
2	Organizing Film Festival / Film Appreciation Course	As per annual plan	10
3	Operationalize MPCC "Jonakee"	Subject to availability of fund	10
4	Nodal agency for other Depts relating to production of documentaries, short films etc.	One of ASFFDC's mandate is to carry on the business of film production. To carry-out this activity, a Govt. Notification designating ASFFDC as the Nodal Agency will be required.	5
5	Production of films by Corporation	3	10
6	Collection and Preservation of films in the Film Archive	150	5

#### **Commitments / Assistance from the Government:**

Govt. of Assam to:

- Provide necessary support to ASFFDC in releasing funds for completion of "JONAKEE" project and also in capitalising the corporation to support financing activities.
- Create necessary fund to support PPP activities in reconstructing the cinema theatres.

- Issue directive (Government Order) to route the requirements for production of documentaries and other related work to ASFFDC.


**Action Plan for Implementation and Monitoring of MOU:**

The frequency of monitoring the MOU will be as follows:

- Monitor the financial parameters defined on monthly basis
- Monitoring of all the parameters on a quarterly basis and in every board meeting
- Review by administrative ministry on half yearly basis
- Evaluate the performance annually on the basis of provisional data
- Evaluate the performance based on this MOU at the close of year based on audited accounts as soon as possible



Managing Director  
Assam State Film (Finance & Development)  
Corporation Ltd.,  
Date : 4.6.2013



Authorised Signatory  
Cultural Affairs Department

Date : 04.06.2013

MEMORANDUM OF UNDERSTANDING

BETWEEN

ASSAM STATE TRANSPORT CORPORATION

AND

TRANSPORT DEPARTMENT

GOVERNMENT OF ASSAM

2013-14



## Memorandum of Understanding

79

### Assam State Transport Corporation

#### Vision:

To cause the economic development of the State of Assam by providing efficient, safe, dependable, well co-ordinated transport service throughout the State of Assam including rural and hill districts and Guwahati City.

#### Mission

- Augmentation of ASTC bus fleet by introducing I.T. enabled buses with provision of GPS/GPRS.
- Introduction of Driving Simulators.
- Special focus on lady passengers-by introducing buses exclusively for ladies in Guwahati city.
- Increased productivity of buses by increasing vehicle utilization and load factor.
- Diversification of business activities.

#### Objectives

- To make Assam State Transport Corporation buses as preferred choice of the commuters
- To achieve no profit no loss target.
- To cut down the cost and introduction of periodic revision of fare by adopting marketing mechanism.
- To provide adequate and qualitatively improved passenger amenities at bus stations/bus stands.
- To impart training and thereby develop the employees' skill and transform their attitude for serving the customers better and for excelling in the performance of their tasks.

## Performance Parameters for MOU

Financial Parameters		Weightages (%)
Parameter	Performance Targets	
	2013-14	
Total Income (Rs. in crores)	94 and above	22.5
Profitability (Rs in crore)	(-) 15 and less	10.00

- Achievement of Total Income will depend on revision of fare during the year.

Non Financial Parameters		Weightages (%)
Parameter	Performance Targets	
Traffic Revenue per Km (In Rs.)	32 and above	7.5
Fleet Strength (Nos. of Buses)	662 and above	10.00
Fleet Utilisation (in %)	86 and above	5.00
Load Factor ( in %)	89 and above	10.00
Break down rate per 10,000 kms.	1.58 and above	5.00
Fuel efficiency (Kmpl)	4 and above	5.00
Staff Bus Ratio: a. On Regular Staff	3.42	5.00
b. On Total Staff	4.75	3.00

Average Tyre life(in Kms)	1,15,500	3.00
City Mobility (number of buses)	249	2.00
Accident Ratio (number per lakh kms)	0.026	2.00
Rural Connectivity (number of buses)	163	5.00
Information Technology/Intelligent Transport System(Rs. in lakh)	100.00	1.00
% Contract labour to Total Staff	30.87	2.00
Pollution Control Measures ( Rs in lakh)	5.00	1.00
Innovation of Business Model ( number of new Schemes/Measures)	5	1.00
		<b>100.00</b>

#### **Commitments/Assistance from the Government:**


The Government agrees

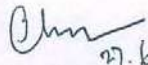
- to enhance the Non-Plan support .as recommended by the Departmental Related Standing Committee.
- Timely release of Plan Fund
- Revision of fares corresponding to input prices.



**Evaluation of MOU:**

- Evaluate the actual achievement with the targeted efficiency indicators at the end of the fiscal year.

  
27/6/13  
**Managing Director**  
**Assam State Transport Corporation**

  
27.6.13  
**Principal Secretary to**  
**the Govt. of Assam,**  
**Transport Department.**

MEMORANDUM  
OF  
UNDERSTANDING  
2013-2014  
BETWEEN  
ASSAM LIVESTOCK  
& POULTRY  
CORPORATION LIMITED  
(ALPCO)  
AND  
DEPARTMENT OF  
ANIMAL HUSBANDRY  
AND VETERINARY,  
GOVERNMENT OF ASSAM  
(G.O.A)  
ALPCO

MEMORANDUM OF UNDERSTANDING 2013-2014

# CONTENTS

PART	PARTICULARS	PAGE NO
I	Corporate Vision, Mission and Objectives	1
II	Commitment of ALPCO <ul style="list-style-type: none"> <li>▪ Performance Evaluation Criteria and Targets</li> <li>▪ Past Performance data on criteria included in the MoU over past 5-10 years (Annex I)</li> <li>▪ Details of Financial data and Ratios (Annex II)</li> <li>▪ Explanatory notes on Performance evaluation (Annex III)</li> <li>▪ Glossary of terms and calculation of Parameters</li> </ul>	3
III	<ul style="list-style-type: none"> <li>▪ Delegation of Power</li> </ul>	14
IV	<ul style="list-style-type: none"> <li>▪ Obligation of / Assistance from the Government</li> </ul>	14
V	<ul style="list-style-type: none"> <li>▪ Frequency of monitoring / Information flow</li> </ul>	14

## PART I

### ❖ Corporate Vision

The vision of ALPCO for the development through 2022 may be stated as:

*“The organization aims to be a vibrant and one of the most admired State Corporation for providing and supplying hygienic protein and nutritious food having competencies in infrastructure development for continuous supply, processing and marketing of meat and egg products and committed to attain excellence in performance, highest standards, customer and entrepreneurs, and environmental management and to provide a fillip to the development of the backward community of the State through development and engagement of unemployed in livestock and poultry production and trading of processed products”.*

### **CORPORATE MISSION :**

- 1) Develop core competency in infrastructure development for the entire value chain (supply, processing and marketing) of livestock and poultry products with a focus on achieving cost, quality and time target.
- 2) Maximize wealth creation for itself and various stakeholders.
- 3) Create a pool of knowledge and inspire employees to ensure professional and personal growth.
- 4) Contribute towards the development of the State through its capacity building programs in various disciplines of livestock and poultry management, production, processing and marketing

### **Organizational Objectives:**

To achieve the mission and excel in its performance as stated above, the ALPCO should try to achieve the following objectives. These objectives are rephrased in consistence with recent technological-socio-economic development; the rephrasing of objectives no way violates the original objectives indicated in the Article of Association of ALPCO. Achievement of the following objectives will greatly facilitate ALPCO in achieving its financial goal and service objectives for which it was created.



- To undertake development of Livestock and Poultry in the state of Assam through individual entrepreneurs and primary Co-operative Societies etc.
- To improve the socio-economic conditions of livestock and poultry breeders, dependant on livestock and poultry.
- To support by financial grants, loans, purchase of equipments, feeds and vehicles for promotion of increased livestock and poultry production and marketing.
- To introduce modern economic technique of livestock and poultry keeping and production of products to ensure whole time employment for the breeders.
- To undertake procurement of livestock, poultry and their products from the individual entrepreneurs and primary Co-operative Societies and make arrangement for their transport, storage, preservation, processing and carrying on marketing of such products with a view to ensure fair price to the products.
- To continuously upgrade the skills and knowledge of the employees through training intervention.
- To continuously improve efficiency and effectiveness of the corporation through introduction of new tools and techniques of management and computerization of systems.

## PART II

MoU Format for Performance Measurements:

Sl.No	Criteria	Unit of Measures	Weightage (%)	Rating and Score					MoU Targets
				Excellent	Very Good	Good	Fair	Poor	
				1	2	3	4	5	
A	Static Financial Parameters								
	Total Revenue from projects	Rs. In lakhs	15	70	60	55	40	30	55
	Total revenue from own sales	Rs. In lakhs	5	7	6	5	4	3	5
	Operating income	Rs. In lakhs	5	25	20	15	10	5	20
	Return on capital employed	%	5	7	5	3.6	2	1	3.6
	Production of livestock	% of capacity	5	70	60	50	40	30	50
	Production of feed	% of capacity	4	80	70	60	50	40	60
	Capacity utilization	%	5	80	70	60	50	40	60
	Sales Outlets	Nos.	3	7	5	3	2	1	3
	Revenue per employee	Rs. In lakhs	3	5	3.67	3	2	1	3.67
	Sub-Total		50						

## MoU Format for Performance Measurements

Sl. No	Criteria	Unit of Measures	Weightage (%)	Rating and Score					MoU Targets
				Excellent	Very Good	Good	Fair	Poor	
				1	2	3	4	5	
B	<b>Dynamic Parameters</b>								
	Revival of existing projects	Nos.	5	2	1				1
	Implementation of new projects	Nos.	8	3	2	1			2
	Development of sound customer base	Nos.	5	60	50	40	30	20	50
	Marketing network through PPP mode	Nos.	5	30	20	15	10	5	20
	IS code	% of completion	5	70	60	50	40	30	50
	Sub-Total		28						

## MoU Format for Performance Measurements:

Sl.No	Criteria	Unit of Measures	Weightage (%)	Rating and Score					MoU Targets
				Excellent	Very Good	Good	Fair	Poor	
				1	2	3	4	5	
C	<b>Internal Process</b>								
	Documentation	Date	2	1/03/14	15/03/14	31/03/14	30/04/14	30/05/14	31/03/14
	Implementation of strategic planning. Business plan for ALPCO	Date	2	1/03/14	15/03/14	31/03/14	30/04/14	30/05/14	31/03/14
	Implementation of MOU	Date	2	31/07/13	15/08/13	31/08/13	30/09/13	31/10/13	31/08/13
	Addition of manpower	Date	2	2	1				1
	Writing off bad loans	%	2	60	50	40	30	20	40
	Computerization of accounting systems	Date	2	31/08/13	15/09/13	30/09/13	31/10/13	30/11/13	30/09/13
	Improvement of accounting and reporting system	Date	2	1/10/13	15/10/13	31/10/13	30/11/13	31/12/13	31/10/20
	New Strategic MIS for supporting MoU based PMS system	Date	2	15/08/13	31/08/13	30/09/13	31/10/13	30/11/13	30/09/13
	Sub-Total		16						



MoU Format for Performance Measurements:

S. No.	Criteria	Unit of Measures	Weightage (%)	Rating and Score					MoU Targets
				Excellent	Very Good	Good	Fair	Poor	
				1	2	3	4	5	
D.	Strategic initiative (Human resource Development)								
	No. Of training programmes for executives	Ratio	3	9	8	7	5	3	7
	No. Of training programs for non-executives	Ratio	3	7	6	5	3	2	5
	Sub-Total		6						

## PAST PERFORMANCE, MoU TARGETS AND EXPLANATORY NOTES

### 1. Total Revenue from projects :

The past revenue of ALPCO is not very encouraging and it is less than the existing salary burden of ALPCO. Further it has implemented three projects successfully. Once operational these projects shall enhance the revenue from Rs.9.27 lakh to Rs.55 lakh and revenue of Rs.55 lakh has been set as MoU target for the year 2013-14 under 'good' category. This figure has been scaled by 5 lakh for 'very good' category and by another 10 lakh for 'excellent category. 'Excellent' category may not be very easy to achieve considering the present scenario of ALPCO.

**Table 5.1: Revenue from projects (Rs in Lakhs)**

Year	2001-2002	2002-2003	2003-2004	2004-2005	2005-2006	2006-2007	2007-2008	2008-2009	2009-2010	2010-2011	MoU target for 2013-14
Operating Income	1.23	3.37	1.32	0.67	3.71	6.12	6.01	6.59	2.92	9.27	55

**2. Total revenue from own sales**

Since their existing manpower is low and is not desirable to be increased in the near future, we have deliberately kept the sales figures at a low of Rs.5 lakh as a MoU target under 'good' category. This figure itself is five times higher than the achievement in the past. Kindly refer to table 5.2. Though the targeted revenue from own sales is low it is quite significant from ALPCO's point of view to increase its presence and brand value in the market.

**Table 5.2 : Total revenue from own sales**

Year	2002	2003	2004	2005	2006	2007	2008	2009	2010	2011	MoU target for 2013-14
Revenue from own sales (Rs. Lakh)									1.30	0.96	5

**3. Operating Income**

Target for this operating income is derived from expected revenue less expected cost in the next year and difference between same has been kept as MoU target. The reasons for keeping it as a separate target is that ALPCO must try to meet the expectation for its turnaround and also for future expansion. The target figure has been kept under 'very good' category for the reasons mentioned above.

$$\begin{aligned}
 \text{Operating Income for 2013-14} &= \text{Operating Income for 2013-14 Less Operating Expense for year 2013-14} \\
 &= \text{Rs.55 lakh} - \text{Rs. 35 lakh} \\
 &= \text{Rs.20 lakh}
 \end{aligned}$$

#### 4. Return on capital employed

Return on capital employed is very low and negative. Being a commercial organization return on capital employed should be at least 12%. But considering the revenue and income potential in the near future and signing of agreement with private parties at fixed rate of rent and royalty from operations we have kept a return on capital employed of 3.6% as MoU target under 'good' category which has been scaled up substantially to 7% under 'excellent' category considering the fact that target return should be 12% in coming years.

**Table 5.3 : Return on capital employed**

Year	2002	2003	2004	2005	2006	2007	2008	2009	2010	2011	MoU target for 2013-14
Return on capital employed (%)	-9.46	-9.76	13.01	-1.93	0.66	-1.33	0.39	-2.22	-1.76	-1.89	3.6%

#### 5. Production of livestock :

The current level of production is not very encouraging considering the facilities it has at present. Enhancement of production requires higher working capital which may not be manageable at present. Considering this fact we have kept MoU target for production capacity of livestock at 50% of capacity under 'good' category, which will be a tremendous boost to the production of livestock.

**Table 5.4 : Production of Livestock :**

Year	2002	2003	2004	2005	2006	2007	2008	2009	2010	2011	MoU target for 2013-14
Production of poultry (Nos.)	-	-	-	-	-	-	84000	105000	120000	140000	50% of total installed capacity
Production of pigs (Nos.)	-	-	-	-	-	-	-	-	-	16	
Production of Piglets (Nos.)	-	-	-	-	-	-	-	-	-	35	



### 6. Production of feed :

Demand of feed is very high in the market. As such the MoU target for production of feed has been kept at 60% of capacity as the same can be easily achieved by ALPCO give the high demand for feed in the market. The MoU target has been kept under 'good' and scaled upto 80% under 'excellent' category, which might be achieved if ALPCO puts in some extra effort to the private party to whom the production of feed has been leased.

**Table 5.5: Production of feed:**

Year	2001-2002	2002-2003	2003-2004	2004-2005	2005-2006	2006-2007	2007-2008	2008-2009	2009-2010	2010-2011	MoU target for 2013-14
Production of Feed (MT)	-	-	-	-	-	-	-	-	-	900	60 % of capacity

### 7. Capacity utilization :

Capacity utilization is a major concern for ALPCO. It is decreasing in most assets because of lack of manpower and financial resources. Currently average capacity utilization is at 48%. As such the MoU target has been set at 60% under 'good' category and which has been scaled upto 80% under 'excellent' category considering its importance in turning around the Corporation.

**Table 5.6: Capacity utilization**

Year	2002	2003	2004	2005	2006	2007	2008	2009	2010	2011	MoU target for 2013-14
Birubari Poultry Farm	70%	70%	70%	70%	60%	65%	70%	60%	60%	20%	60%
Golaghat Poultry Project							60%	30%	35%	40%	
Sonapur Feed Mill										20%	
Dog Kennel Khanapara										100 %	
Dog Creche Khanapara										50%	

Piggery Unit Khanapara										30%	
Dairy Unit Khanapara										75%	

### 8. Sales outlet

Because of the reasons mentioned under income from own sales, establishment of sales outlets has been set as a MoU target. At present out of existing 3 sales outlet, two sales outlet are not earning the desired revenue. As such MoU target for own sales outlet has been set as three under 'good' category which has been scaled upto 7 outlets under 'excellent' category, as it is justified for the purpose of increasing ALPCO's presence and brand name.

**Table 5.7 : Own sales outlets**

Year	2002	2003	2004	2005	2006	2007	2008	2009	2010	2011	MoU Target for 2013-14
No. of sales outlets	5	5	5	4	4	4	4	4	4	3	3

### 9. Revenue per employee:

Revenue per employee indicates how efficiently employees are working in generating the revenue and provides good framework for comparison with the salary burden. Revenue per employee is less than salary burden per employee at present. As such modest revenue per employee of Rs.3.67 lakh has been set as MoU target under 'good' category as new projects are being implemented. This has been scaled upto Rs.5 lakh under 'excellent' category keeping in mid the earning potential from newly implemented projects.

**Table 5.8 : Revenue per employee:**

Year	2002	2003	2004	2005	2006	2007	2008	2009	2010	2011	MoU Target for 2013-14
Operating Revenue per employee (Rs.)	8187	22455	8819	4495	24734	40789	40038	43920	19479	61768	367000



#### **10. Revival of existing projects :**

There are two nos of projects under ALPCO, of which one is half complete viz. the Silchar Slaughter house and one is complete but in-operational viz. the Nazira slaughter house. Both these projects require revival for generating revenue for the Corporation. Revival of one project each in next two years has been set as a MoU target under 'very good' category. It has been scaled upto two under 'excellent' category keeping in mind that there is scope of reviving both the projects in the first year itself.

#### **11. Development of sound customer base :**

Good customer base can be a good source of revenue for ALPCO. The mushrooming growth of restaurants, dhabas and community halls is high and are a good source for sale of meat and meat products. As such MoU target of addition of 50 customers has been set which has been increased over the years. It has been set under 'very good' category and scaled upto 60 numbers of customers, provided ALPCO strengthens its marketing endeavours.

#### **12. Marketing through PPP mode :**

The private party who have tied up with ALPCO for sale of its meat and meat products plan to set up 20 sales outlets each year for next two years. As such a MoU target of setting up 20 meat outlets through PPP mode has been set for this year under 'very good' category which has been scaled upto 30 under 'excellent' category keeping in mind the potential of the third party to open more outlets based on its commercial success.

#### **13. IS code :**

Implementation of IS code is a must for ALPCO given the nature of its products and quality standards to be maintained for producing the same. As such implementation of IS code has been set as a MoU target for next two years, i.e. 50% completion in first year and rest 50% completion in the second year. The target has been set under 'good' category and has been scaled upto 70% under 'excellent' category, provided ALPCO puts in extra effort for implementation of the same.

#### **14. Documentation**

Preparation of documentation for obtaining ISO certificates by 31/3/2014 has been proposed at "Good" category.

### **15. Preparation of Strategic planning/ Business plan for ALPCO**

For sustainable growth and profitability, ALPCO requires to prepare strategic plan for 10 years on urgent basis. Hence, MoU target has been set for completing the exercise by 31/3/2014 under 'good' category.

### **16. Implementation of MoU**

Introduction of MoU based PMS is urgently required to prevent ALPCO from further deterioration from its financial health. In view of the implementation of MoU based PMS by 31/8/2013 has been proposed as MoU target for 2013-14 in the 'Good' category

### **17. Manpower addition:**

Since ALPCO needs to market its products aggressively a marketing officer is required immediately. Also to segregate veterinary and personnel duties one person needs to be recruited. As such MoU target has been set for recruitment of marketing officer in the first year and another official by the next year under 'very good' category. However it has been scaled upto two recruitments in the first year itself under 'excellent' category, if ALPCO feels it necessary to recruit both the officials immediately.

### **18. Writing off bad loans :**

As explained earlier, ALPCO has a lot of NPA accounts under its loans and advances section. These are inflating the actual earning of ALPCO unnecessarily. Hence to get a true picture, these loans should be written off in a phased manner. As such MoU target of writing off 40% of the bad loans in the first year under 'good' category has been set. It has been scaled upto 60% under 'excellent' category, provided ALPCO takes adequate steps for formulating a strong write off policy.

### **19. Computerization of Accounting system**

Since it is urgently required and relatively easy to install the completion of the entire exercise has been set at 30/9/2013 as the MoU target in the 'Good' category.

**20. Improvement of accounting and reporting systems**

This has to be done in conjunction with the computerization of accounting systems. Hence, same target has been set for the above.

**21. New strategic MIS**

Since it is required for performance monitoring and evaluation for the MoU based PMS, 30/9/2013 proposed as the MoU target in the 'Good' category.

**22. Number of training programmes for executives and non-executives**

ALPCO should emphasis on enhancing of the skill and capabilities of their employees as a first step in this direction. At least 12 training programmes as suggested in the Module I of the study should be organized and same has been set as the MoU target in the 'Good' category.



### PART III

#### ❖ Delegation of Power

1. The Government will consider for empowering the MD / BOD for effective use of undeveloped land under ALPCO at Head office (20 Bighas), Marketing complex, 2 Golaghat (5 Bighas), Bogorijeng, Golaghat (8 bighas), Nazira, Sibsagar (8 bighas), Ghungur, Silchar (7 bighas) for implementation of projects related to Poultry & Livestock and their products under PPP mode.
2. The Government will empower the MD / BOD to write off bad loans as per schedule mentioned in Table 4.10 under the head Strategic initiative (Internal Process).

### PART IV

#### ❖ Obligation of/ Assistance from the Government of Assam

To enable ALPCO, to achieve the agreed targets in the year 2013-2014, Department of Animal Husbandry and Veterinary Department, GOA will extend the requisite assistance for:

1. The Government will consider providing funds for implementation of 5 nos. of new projects with an initial investment of Rs.4.25 Crores.
2. The Government will consider providing fund for implementation of computerized system and new practices.
3. The Government will bear the training expenses for implementation of the suggested training modules and introduction of MoU based PMS.
4. The Government will authorize ALPCO as the nodal agency for animal husbandry procurement and allow ALPCO to participate in tender bids of the department of Animal Husbandry and Veterinary without the need to pay any earnest money as ALPCO is a sister concern of the Department of Animal Husbandry and Veterinary.

### PART V

#### ❖ Frequency of monitoring and information flow

- A review of the performance against MoU targets is undertaken monthly at the level of top management and quarterly by the BOD
- A monthly/Quarterly/Half yearly/Annually review report will be submitted to the Department of Animal Husbandry and Veterinary, GOA and Department of Public Enterprises, GOA for review by project management committee and Steering and Oversight committee.

# ENDORSEMENT OF MoU YEAR FOR 2013-2014

Based on the discussions with Department of Animal Husbandry and Veterinary, this Memorandum of Understanding has been formulated for ALPCO for 2013-2014.

The Memorandum of Understanding for the year 2013-2014 incorporating targets on various parameters is hereby agreed and signed This 12<sup>th</sup> Day of August the year Two Thousand Thirteen.



Ahmed Shah Nawaz

Managing Director

ALPCO

**Managing Director**  
**Assam Livestock & Poultry Corp. Ltd.**  
**Khanapara, Guwahati-22**

( R. K. Das )



Commissioner and  
 Secretary to the Government of Assam  
 Animal Husbandry and Veterinary Department  
 Dispur, Guwahati.

**MEMORANDUM OF UNDERSTANDING**

**BETWEEN**

**ASSAM INDUSTRIAL DEVELOPMENT  
CORPORATION LTD.**

**AND**

**INDUSTRIES & COMMERCE DEPARTMENT  
GOVERNMENT OF ASSAM**

**YEAR 2013-14**

**MEMORANDUM OF UNDERSTANDING (MoU) BASED PERFORMANCE RATING  
SYSTEM FOR AIDC LTD.**

**Preamble -**

Assam Industrial Development Corporation Limited (AIDC) is pioneer in development of medium and large scale industries in Assam. It was incorporated in the year 1965 under the Companies Act, 1956. At the time of inception, the head office was at Shillong, which was later shifted to Guwahati.

**Vision:**

Enriching the state of Assam through a vibrant and sustained industrial growth.

**Mission:**

Facilitating the continuous and speedy industrial growth through optimal utilization of available resources.

**The Main Objectives of AIDC -**

- Identification and promotion of medium, large and mega industrial projects in the State.
- Implementation of the State Government's package of incentives for entrepreneurs including facilitation services to the Govt. of Assam.
- Providing financial assistance like term loan, bill discounting, call money market, consortium funding and working capital to the eligible entrepreneurs etc. under appropriate legal documentation.
- Participation in equity capital in public and private sector units including promotion of State Sector Unit.
- Rehabilitation and management of sick industries.
- Providing technical, financial, consultancy services to entrepreneurs.
- Development of Human resources including entrepreneurs.
- Development of infrastructure projects and providing infrastructural support for implementation of State/Central and Central Govt. Sponsored Schemes.
- Facilitating export promotion.



(2)

MoU Assessment Format for AIDC							
Evaluation Criteria			MoU Target				
			Excellent (1)	V. Good (2)	Good (3)	Fair (4)	Poor (5)
1. State/Financial Parameters	Unit	Weight (in %)					
* a) Financial Indicators - profit related							
i) Disbursements		4	80%	75%	70%	65%	60%
ii) Resource Mobilization	Rs. Cr.	5	55	52.5	50	47.5	45
iii) Loan Sanctions	Rs. Cr.	5	55	52.5	50	47.5	45
iv) Projects commissioned in value terms	Rs. Cr.	4	55	52.5	50	47.5	45
v) Financial returns (difference in cost of borrowing and disbursements)		4	4%	3.5%	3%	2.5%	2%
b) Financial Indicator - size related							
i) Gross Sales/turnover	Rs. Cr.	4	10.00	9.32	8.64	7.96	7.28
ii) Net Profit (Rs. Crore)	Rs. Cr.	7	1.75	1.57	1.39	1.21	1.13
c) Financial returns - <u>Productivity related</u>							
i) Net Profit/Total employment	Rs. Lakhs	7	1.21	1.09	0.96	0.83	0.71
Sub-total I (a+b+c)		40					

\* Subject to availability of fund provided by the Government amounting to Rs. 150 Cr.

(3)

2. Dynamic Parameters	Unit	Weight	Excellent	V. Good	Good	Fair	Poor
a) Customer satisfaction (entrepreneurial meets) (Customer orientation)		6	6	5	4	3	2
*b) HRD (Employee Training and motivation) Training Budget		6	44	42	40	38	36
c) R&D/for sustained & continuous innovation EDPs		4	6	5	4	3	2
d) Project implementation (modernization and Expansion) (Rs. in Crores)	Rs. Cr.	6	40	38	35	32	30
e) Capital Expenditure/ Greenfield investments/ Joint ventures(Rs. in Crores)	Rs. Cr.	5	25	22	20	18	16
f) Formulation of corporate plan for a period of 5 yrs.		7	Sep'13	Oct'13	Nov'13	Dec'13	Jan'14
g) Computerization		8	Nov'13	Dec'13	Jan'14	Feb'14	Mar'14
h) Corporate Governance & Evolving systems		10	July'13	Aug'13	Sep'13	Oct'13	Nov'13
** i) Service to Govt.		8	90%	80%	70%	60%	50%
Sub-total (a+b+c+d+e+f+g+h+i)		60					
3. Sector specific Parameters							
4. Enterprise – specific Parameters							
Total (1+2+3+4)		100					

\* Subject to need basis by the management.

\*\* Subject to the agency service charges given by the Govt. @ 7 % of the value of service.

(4)

**Autonomy/Delegation of Powers to AIDC**

1. AIDC may be allowed to take up the activity of project financing in the form of term loan depending upon the type of project on case to case basis.
2. AIDC may be allowed to invest in the form of equity in the profitable enterprises and also high potential and high growth areas not only in Assam but also in other parts of the country.
3. AIDC Board may be empowered to take decisions regarding investment, in case of expansion/new investment upto an extent of Rs. 2 Cr.
4. AIDC may be allowed to diversify its activities to give assistance to enterprises in the form of bill discounting.
5. The two plots of land owned by AIDC at the centre of the city may be used for constructing multifloor buildings as corporate & commercial complexes to have a fixed income for AIDC.
6. AIDC may make efforts in collaboration with administrative department and Govt. in particular to redress its balance sheet especially in writing off the bad debts to the extent of Rs. 8,57,85,369/- given to AIDC in order to invest in its subsidiaries in the form of loan. It is understood the subsidiaries are closed/change of management was taking place for which some amount was realized and passed on to Govt. of Assam. But still it is shown as a liability in the books of AIDC. AIDC can take appropriate action in this direction as it was done in other cases recently.
7. A nodal agency may be created in the growth centre/industrial development areas to collect the revenue in the form of taxes which can be passed on to the respective departments after deducting certain percentage as service charge.
8. AIDC can conduct some entrepreneurial development Programme to give awareness to the public with regard to the activities undertaken by AIDC under single window system. This is mainly to develop entrepreneurial base in the state of Assam for utilizing the various resources optimally.
9. There are many cases pending with AIDC out of which a considerable amount has to be realized. It is also suggested that the present recovery position of AIDC may be tabulated taking into consideration the RBI norms. This would help to find out the exact position of the Corporation where AIDC stands.



(5)


Assistance from Government

1. The Board of AIDC may be reconstituted by inducting different professionals from various fields.
2. Creation of a post of CMD with a minimum tenure of 3 years.
3. Creation of a post of Executive Director with a minimum tenure of 5 years for effective and smooth functioning of AIDC.
4. Creation of a post of AM (L)/Legal Officer is proposed, due to huge number of legal cases pending in various Courts.
5. It was understood some of the employees of AIDC were working on Govt. projects at initial stages of development for which no cost was reimbursed to AIDC. Hence it is requested that Govt. may reimburse all the costs to AIDC.
6. It is also suggested that a second line of authority may be created in the organizational structure of AIDC. This is mainly meant for reducing delays in decision making in day to day activities.
7. Govt. may explore the possibility of utilizing of SARFAESI Act along with section 29 of SFCs Act for seizure of the defaulting units for speedy recovery of dues by AIDC.
8. In order to take up the new activities, it is suggested that the mode of infusion of funds may be discussed and taken up through Govt. grant/raising bonds/ through any other means.

Frequency of Monitoring and Evaluation

- Quarterly Review of MoU performance by the administrative department.
- Annual Review by superior authority.

  
 (SHRI RAJESH PRASAD, IAS)  
 Managing Director  
 Assam Industrial Development Corporation Ltd.  
 Date : **Managing Director**  
**Assam Industrial Dev. Corpn. Ltd.**

  
 (SHRI R. T. JINDAL, IAS)  
 Principal Secretary to the Govt. of Assam  
 Industries & Commerce Department.  
 Date : **Shri R.T. JINDAL, IAS.**  
**Principal Secretary**  
**Industries & Commerce, Assam**  
**Dispur, Guwahati-6**



**MEMORANDUM OF UNDERSTANDING**

**BETWEEN**

**ASSAM POLICE HOUSING CORPORATION**

**AND**

**HOME DEPARTMENT ; GOVERNMENT OF ASSAM**

**FOR THE YEAR 2013-14**

## Assam Police Housing Corporation MOU for the year 2013-14

### PREAMBLE

Assam Police Housing Corporation (APHC) set up on 05/11/1980, under the Company's Act 1956, is a wholly State owned Government Company with the main objectives of formulating and executing, housing schemes for the employees of the State Police Department and undertakes construction of buildings for the personnel of the State Police Department.

### 1. Mission / Vision

Assam Police Housing Corporation aims to be a world class construction corporation providing quality houses and police stations with all modern facilities and complete with environment safe guards.

### 2. Objectives

The main objectives of APHC are:

- To formulate and execute housing Schemes for the benefit of employees of the police department, Government of Assam.
- To undertake construction of buildings for the housing of personnel of the Police Department.
- To undertake design, construction, repair and allied works for all kinds of buildings for the police department including office and residential buildings.
- To undertake civil construction works of central Public Sector undertakings and other organizations in Assam.

### 3. Commitments and key area performance targets

Sl. No.	Criteria	Unit	Weight age (in %)	Criteria Values				
				Excellent	Very Good	Good	Fair	Poor
1. Projects related								
1.1	Timely completion of projects	%	20	100	95	90	85	80
2. Financial parameters								
2.1	Turnover (Net)	Rs. Lakhs	10	1120.06	1066.73	1015.93	965.13	916.88
2.2	Gross margin (PBDIT)	Rs. Lakhs	10	465.54	443.37	422.26	401.15	381.09
2.3	PBDIT / capital employed	%	5	47.41	45.15	43.00	40.85	38.81
2.4	PBDIT / total employment	Rs Lakhs	5	2.51	2.39	2.28	2.17	2.06
	Sub- Total		50					

*2/9/10*

*Ceyan 2/9/13 2*

Sl. No.	Criteria	Unit	Weight age (in %)	Criteria Values				
				Excellent	Very Good	Good	Fair	Poor
2. Dynamic Parameters								
2.1	Finalization of corporate plan (including identification of vision/mission/KRAs)	Date	3	1 <sup>st</sup> Dec, 13	15 <sup>th</sup> Dec,13	31 <sup>st</sup> Dec, 13	15 <sup>th</sup> Jan, 14	31 <sup>st</sup> Jan, 14
2.2	** HRM (recruitment of technical personnel as a percentage of total manpower strength)	%	5	22	21	20	18	16
2.3	Training and capacity building ( specific to project mgt, financial mgt, construction mgt and other mgt development areas)	No of programs	3	5	4	3	4	1
2.4	Timely auditing of annual accounts	Time/Date	3	Upto and including 2011-12	Upto 2010-11	Upto 2009-10	Upto 2008-09	Upto 2007-08
2.5	R&D (expenditure as % of PAT)	%	3	4	3.5	3	2	0
2.6	Number of trees per acre of land	Number	3	2	1.75	1.50	1.25	1
	Sub total		20					
3. Enterprise Specific								
3.1	Diversification (activities other than construction work for police department)	%of turnover	5	14	12	10	5	0
3.2	Promotional activities (organizing seminars, meets etc)	Numbers	5	2	1.75	1.50	1.25	1
3.3	Computerization (company website computerization of accounts, payroll, tender process and other official work)	Time/Date	5	1 <sup>st</sup> Dec' 13	15 <sup>th</sup> Dec, 13	31 <sup>st</sup> Dec, 13	31 <sup>st</sup> Jan, 2014	31 <sup>st</sup> march, 2014
	Sub total		15					
4.Sector Specific								
4.1	Customer satisfaction (holding of stakeholders / customers meetings)	Number of grievances received	7	2	1.75	1.50	1.25	1
4.2	Increase in plinth area	%	8	10	8	7	6	5
	Sub total		15					
	Total		100					

*[Signature]*  
2/9/13

*[Signature]*  
2/9/13



#### 4. Delegation of Powers

- Recruitment of personnel to posts at lower levels.
- Power to incur capital expenditure subject to ceilings.
- Deputing technical personnel for training to reputed institutions.
- To grant incentives to technical personnel for performance of high order.

#### 5. Assistance from Government

- Timely release of sanctioned funds
- Clearance of all outstanding dues
- Support in getting loans etc
- Support in getting works from other regions
- Allotment of construction work of other government departments
- This will be subject to the condition that governance in the board of directors be improved and decisions of the board should be ex ante rather than post facto.

#### 6. Frequency of monitoring and evaluation

- Quarterly review of MoU performance by the administrative department.
- Annual review by superior authority.

  
**CHAIRMAN CUM MANAGING DIRECTOR**  
**ASSAM POLICE HOUSING CORPORATION**


*Chairman-cum-Managing Director*  
 Assam Police Housing Corporation Ltd.  
 Rehabori, Guwahati-8

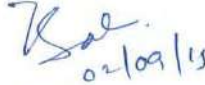
**Chairman-cum-Managing Director,**  
**Assam Police Housing Corporation Ltd.**  
**Rehabari, Guwahati - 8**

  
**SECRETARY TO THE GOVT. OF ASSAM**  
**HOME DEPARTMENT.**

*Secretary*  
**GOVT OF ASSAM**  
**Home & Political Department**

*Signed in presence of*

  
 02/09/13  
 (N.N. Barchakoty)  
 Com & Secy, PSD.

  
 02/09/13  
 Aar (P)  
 PE Dept

**MEMORANDUM OF UNDERSTANDING**

**BETWEEN**

**ASSAM GOVERNMENT MARKETING CORPORATION LTD.**

**AND**

**DEPARTMENT OF HANDLOOM, TEXTILES & SERICULTURE,**

**GOVERNMENT OF ASSAM.**

**FOR**

**2013 – 14**

## **SECTION – I**

### **Mission and Objectives**

#### **I. Mission**

Support artisans and weavers in marketing high quality products in national and international markets.

#### **II. Objectives**

- i) To undertake the marketing of small and small scale industries products within and outside the State and to supply the raw materials, controlled commodities and such other materials required for the development of such industries.
- ii) To undertake export of small and small scale industries products from India to Foreign markets either directly or in collaboration with other agencies – Government or Private.


## **SECTION – II**

The Assam Government Marketing Corporation Limited undertakes to achieve the following targets for the year 2013 – 2014. The performance indicators with weightage associated with each indicator are shown as follows.



Table 5.1: MoU Parameters

Sl. No.	Evaluation Criteria	Unit	Weight (in %)	Excellent (1)	Very Good (2)	Good (3)	Fair (4)	Poor (5)
<b>I. Financial Parameters</b>								
1.	Turnover	Rs.103.00 Crores	20	120	110	100	90	80
2.	Net Profit	Rs.2.20 Crores	20	2.15	1.43	1.30	1.17	1.04
3.	Turnover Per Employee	Rs.1.44 Crores	10	1.58	1.44	1.31	1.18	1.05
	<b>Sub-Total (I)</b>		<b>50</b>					
<b>II. Non-Financial Parameters</b>								
1.	Training & Development	(5 days) 30 nos. of employees already trained)	12	31	30	28	26	24
2.	Preparation of computerization Plan	Plan already approved & fund released by GOA	5	31-12-2012	31-01-2013	28-02-2013	31-03-2013	After 31-03-13
3.	Implementation	Under process	2	30-06-2013	31-07-2013	31-08-2013	30-09-2013	After 30-09-13
4.	Formulation of Corporate Plan	Under preparation 2013-14	5	November 2012	December 2012	January 2013	February 2013	After February 2013
5.	Finalization of Accounts & Audit	Completed 8 years up to 1995 which were pending earlier for 27 years from 1986-87.	10	Up to 2000	Up to 1995	1991-92	1990-91	1989-90
6.	Timely Submission of Draft MoU	Time	2	01-11-2012	15-11-2012	30-11-2012	31-12-2012	After December 2012
7.	Participation in Exhibitions & Expos	Participated in International Fair at Japan and likely to participate	8	10	8	6	4	2


 Managing Director  
 Assam Govt. Marketing Corpn. Ltd.  
 Pragjyotika Bhawan  
 Ambari, Guwahati-1

		minimum 10 numbers of International and National Expos/Fair and Exhibitions.						298
8.	Design of Functional Website	Under preparation	6	31-10-2013	31-11-2013	31-12-2013	28-02-2014	After February 2014
	Sub-Total (II)		50					
	Grand Total (I+II)		100					

### **SECTION – III**

#### **Delegation of Powers:**

- 1) Power to nominate personnel for Training Programmes.
- 2) Power to recruit Lower and Middle level staff.
- 3) Power to incur expenditure on participation in exhibitions and expos.
- 4) Power to pay incentives to employees for good performance subject to norms prescribed by the competent authority.

### **SECTION – IV**

#### **Government's Obligations:**

##### **Assistance**

In order to achieve the performance targets under Section – II above, the following assistance is required from the Government.

- Professional personnel (Management, Marketing, Finance, IT, HR) are to be provided/deputed/recruited on a contract basis.
- Logistic and financial support of minimum Rs. 10 Crores to be provided as grants-in-aid (budgetary support) for the purpose of:
  - To create operational website for AGMC Ltd;
  - Infrastructure development of emporiums in different locations;



- To strengthen the Central Purchase Committee;
- To organize / participate in state / national / international expos; and
- To revive production centers (both handloom & handicrafts) at Uparhali and Balbari.
- Acquiring ISO Certification to attract more and more customers.
- Implementation of Management Information Systems (MIS) for improvement in efficiency and productivity.
- Implementation of advanced accounting and audit systems.
- Provide balance share capital.
- Provide incentives/subsidies for participation in expos/exhibitions.
- Provide incentives/subsidies for targeting export markets or pursuing export orders.

## SECTION – V

### **Review of Performance**

To achieve the targets of the MoU, the evaluation system adopted to review fulfillment of obligations on both sides shall be through

- Quarterly review of performance on MoU indicators by the concerned Administrative Ministry/Department.
- Half-yearly review meetings at Public Enterprises Department / Cabinet Sub-Committee / higher competent authority at the administrative ministry level.

23/24/9/13  
MANAGING DIRECTOR  
ASSAM GOVERNMENT  
MARKETING CORPORATION LTD.,  
GUWAHATI.

Managing Director  
Assam Govt. Marketing Corp. Ltd.  
PLACE : GUWAHATI  
DATE :

3/10  
COMMISSIONER & SECRETARY  
DEPT. OF HANDLOOM,  
TEXTILES & SERICULTURE,  
GOVT. OF ASSAM,  
GUWAHATI

Commissioner & Secretary  
to the Government of Assam  
H T & S Department, Assam  
Dispur, Guwahati-6

**MEMORANDUM OF UNDERSTANDING**

**BETWEEN**

**THE ASSAM SEEDS CORPORATION LTD.**

**AND**

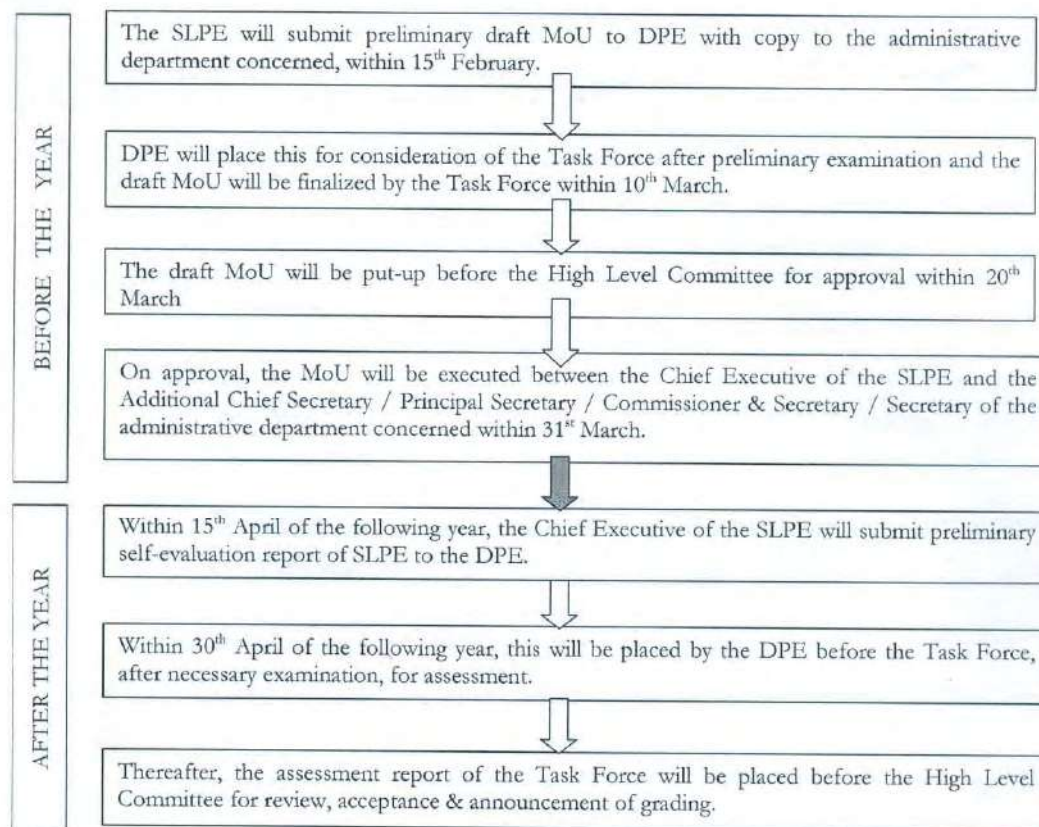
**DEPARTMENT OF AGRICULTURE  
GOVERNMENT OF ASSAM**

**FOR THE YEAR 2013-14**

### Memorandum of Understanding (MoU)

The MoU system attempts to bring changes in the quality of management of the public sector. The lack of appropriate performance evaluation of the SLPEs in the State, led to the introduction of Memorandum of Understanding (MoU) to evaluate autonomy and accountability of these SLPEs. MoU system attempts to bring changes in the quality of management of the public sector. The concept of MoU is based on the principle of management by results & objectives, rather than by controls and procedures and has been used worldwide in the management of public sector enterprises. The introduction of the MoU system in the Central Public Enterprises during the year 1987-88 has resulted in increasing the performance of the enterprises. The Government of Assam has therefore introduced the First Phase of the MoU system in the SLPEs during 2005-06. The following figure depicts the process of MoU system in the State:

### MoU System





**The Assam Seeds Corporation Ltd, Khanapara, Guwahati**

The Assam Seeds Corporation Ltd. was registered under the Company Act, 1956 (No. 4/1271 Dated 27/01/1967) and the Department Agriculture, Government of Assam is 100% share holder.

The Corporation has been producing and supplying seeds as per the indents of the Department of Agriculture, Revenue & Disaster Management etc.

**Section-I**

**Mission and Objectives:**

**I. Mission**

*Production and supply of quality seeds and other agricultural inputs at reasonable price to the farmers of the state of Assam.*

**II. Objectives**

1. Production and supply of quality seeds of all crop varieties and hybrids to increase the productivity of crops.
2. Process, store and market seeds of various crops to the farmers of Assam.
3. Sub serve the Directorate of Agriculture in implementing the schemes formulated by the Government of Assam and the Government of India.
4. To carry on business as seed merchant, to buy, sell, grow, prepare for market, import, export and deal in seeds of all kinds.
5. Procurement and distribution of all agricultural inputs including seeds, farm machinery, fertilizers, pesticides under the schemes sponsored by the Government of Assam.

**Support and facilitation for introducing and  
institutionalizing Memorandum of Understanding (MoU)  
based performance - rating system for Assam Seed  
Corporation Ltd.**

**ASSAM SEEDS CORPORATION LTD.  
Khanapara, Guwahati-781022, Assam**



**INSTITUTE OF PUBLIC ENTERPRISE  
OU CAMPUS, HYDERABAD – 500 007  
ANDHRA PRADESH INDIA  
Tel: 040- 27096836; Fax: 27095183  
Website: [www.ipeindia.org](http://www.ipeindia.org)**

**Commitments of the Assam Seeds Corporation Ltd.**

The Assam Seeds Corporation Ltd. Targets to achieve the following in the year 2013-14 and the indicators with weightage points associated with each indicator is as follows:

S.No	Evaluation Criteria	Unit	Weight (in %)	MOU Target				
				Excellent (1)	V Good (2)	Good (3)	Fair (4)	Poor (5)
1	Static indicators:							
	A)Physical							
	i) Production of seeds							
	Foundation	Tones	5	441	420	400	380	361
	Certified	-do-	5	441	420	400	380	361
	Horticultural – vegetative propagation materials like grafting etc.	No of seedlings In lakhs	5	2.2	2.1	2	1.90	1.80
	ii) Procuring and selling of seeds							
	a) Dept. of agriculture	Tones	15	38,587	36,750	35,000	33,250	31,588
	b) Direct sales	Tones	5	1,102	1,050	1,000	950	900
	iii) ) Procuring and selling of Fertilizers & Pesticides	Tones	5	1,102	1,050	1,000	950	900
	Sub-total		40					
	B)Financial							
	Turnover	Rs. n Crores	15	99.00	94.50	90	85.50	81.25
	Gross margin	-do-	15	11.00	10.50	10	9.50	9.00
	Net profit (PBT)		5	6.00	5.50	5	4.50	4.00
	Turnover per employee		5	42,67,241	40,73,276	38,79,310	36,85,345	35,02,155
	Sub-total		40					
2	Dynamic Indicators:							
	Human resources development							
	a)Total number of employees	232						
	b)Number of employees to be trained		3	86	82	78	74	70
	c) Recruitment of necessary officers		3	September 2013	October 2013	November 2013	January 2014	February 2014
	d) Updation of Accounts and Audit		4	August 2013	September 2013	October 2013	February 2014	March 2014
	Sub-total		10					



3	Corporate plan		2	July 2013	August 2013	September 2013	April 2014	May 2014
4	Timely submission of draft MOU		3	April 2013	August 2013	October 2013	November 2013	December 2013
5	Computerization							
	a) Appointment of agency		1	August 2013	September 2013	October 2013	November 2013	December 2013
	b) Development of software		1	September 2013	October 2013	November 2013	December 2013	January 2014
	c) Implementation		2	October 2013	November 2013	December 2013	January 2014	February 2014
6	Strengthening of infrastructure							
	a) Renovation of plant, machinery, threshing yards at farms		2	June 2013	August 2013	October 2013	December 2013	February 2014
	b) Renovation of godowns and minor repairs of offices		1	June 2013	August 2013	October 2013	December 2013	February 2014
	Sub-total		10					
	Grand Total (1+2+3+4+5+6+7)		100					

### **Section III**

#### **Accountability and Autonomy:**

1. The Corporation will preferably have a full time Managing Director who is the Chief Executive Officer of the Corporation with all the required powers for his or her day to day functioning under the policy guidance of the Board of Directors.
2. Powers to recruit sanctioned posts by the board and Government.
3. Powers to train manpower as per corporate plan.
4. Financial sanctioning authority for the activities proposed in the budget as per procedures laid down in the Memorandum of Articles of ASC Ltd.

### **Section IV**

#### **Government's Obligations:**

The following assistance will be provided by the Government of Assam in achieving the set targets and for fulfilling the set objectives of the Corporation.

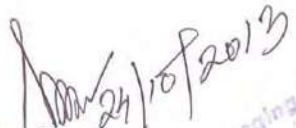
1. Procurement of seeds and other agricultural inputs required under different schemes of the Government only through ASC Ltd. This is including Horticultural Plants & Grafts requirement.


2. Release of working capital in the form of 90 per cent value of the seeds in advance for the supply of seeds and the balance on the basis of delivery challanas.
3. Exemption of VAT on seeds supplied by ASCL to give incentive to the farmers.
4. A full time Managing Director may preferably be posted with a fixed tenure of 3 years for continuity and fulfillment of the MOU and for the turnaround performance. An administrative approval for an immediate recruitment of a General Manager and four divisional heads of the Marketing, Production, Personnel & Administration and Finance.

### Section-V

#### **Evaluation of Performance:**

To achieve the objectives of the MOU, the evaluation system recommended to review the fulfillment of obligations on both sides shall be through the quarterly review of performance on MOU indicators by the Task Force constituted by the Department of Public Enterprise.

  
 Managing Director  
 Assam Seeds Corporation Limited

  
 Secretary to Government of Assam  
 Department of Agriculture  
 Government of Assam

Place : GUWAHATI  
 Dated: 24/10/2013

Secretary  
 to the Government of Assam  
 Agriculture Department  
 Dispur, Guwahati-6



# Chapter : 5

## Public Investment Board & Public Enterprise Selection Board

The Sub Rule 54.C (a) of the Rules of Executive Business provides for consultation with the Public Enterprises Department by Administrative Department before setting up any PSUs. Also whenever Capital Investment of more than Rs.200 Lakh is proposed in Public Sector Undertakings, the clearance of the Public Investment Board (PIB) should be obtained.

In order to carry out the assignments, a Public Investment Board (PIB) was constituted with :

- |  |                      |
|--|----------------------|
| 1. The Chief Secretary, Assam  | as Chairman          |
| 2. The Financial Commissioner, Assam                                 | as Member            |
| 3. The P & D Commissioner, Assam                                     | as Member            |
| 4. The Secretary, Industries Department                              | as Member            |
| 5. The Secretary, Public Enterprises Department                      | as Member- Secretary |
| 6. The Commissioner & Secretary, Administrative Department concerned | as Co-opted Member   |
| 7. The Hill Development Commissioner, Assam                          | as Member            |

A guideline was framed for functioning of the Public Investment Board. The role of PIB is to (i) Examine proposal on creation of new Public Enterprises or a subsidiary of existing enterprises (ii) Examine and recommend investment proposals in existing enterprises for an amount exceeding Rs.200 lakh (iii) Examine proposal on enhancement of Authorised Share Capital , issue of Government Guarantee for obtaining loans from Financial Institutions/ Banks for sanctioned projects for consideration of the P&D and Finance Departments and the Cabinet. The approval of Cabinet is necessary, in cases of investment involving over Rs.5crore. The Public Enterprises Department acted as secretariat to the PIB.

In the meeting of the PIB, while considering the investment proposals, the Public Enterprises Department availed the opportunity of getting the performance of the enterprises concerned reviewed at the highest level.

During 2009-10 to 2011-12, the following proposals from different departments involving **Rs.249.10crore** were considered by the PIB in their meetings indicated year wise in the following statements.

**INVESTMENT APPROVED IN 2009-10**

Date of Meeting	PIB or SC	Administrative Departments	Enterprises	Proposal	Investment Approved (Rs. In crore)
24.08.2009	PIB	PWD	Assam State Infrastructure Development Corporation Ltd.	Creation of New PSU called Assam State Infrastructure Development Corporation Ltd.	Instructed to re-examine the proposal
		Industries & Commerce	Assam Petrochemicals Ltd.	Expansion of existing capacity of Methanol Plant and Formaldehyde Plant	Recommended for revamping/ renovating including proposed expansion.
<b>Total</b>	<b>1</b>	<b>2</b>	<b>2</b>	<b>2</b>	<b>---</b>

## INVESTMENT APPROVED IN 2010-11

Date of Meeting	PIB or SC	Administrative Departments	Enterprises	Proposal	Investment Approved (Rs. in crore)
11.05.2010	PIB	PWD	Assam State Infrastructure Development Corporation Ltd.	Creation of New PSU called Assam State Infrastructure Development Corporation Ltd.	Initially approved for Rs.15.00crore
		Finance (EA)	Assam Financial Corporation	Enhancement of Authorised Share Capital	Approved and recommended for enhancement from Rs.20.0crore up to Rs.150crore
		Industries & Commerce	Assam Tea Corporation Ltd.	Post-facto approval on loan investment of Rs.4 crore	Approved loan investment of Rs.4 crore
			Assam Gas Company Ltd.	Setting up of a project on Compressed Natural Gas at Dibrugarh town.	Instructed to re-examine the proposal
<b>Total</b>	<b>1</b>	<b>3</b>	<b>4</b>	<b>4</b>	<b>19.00</b>

### INVESTMENT APPROVED IN 2011-12

Date of Meeting	PIB or SC	Administrative Departments	Enterprises	Proposal	Investment Approved (Rs. in crore)
10.08.2011	PIB	Industries & Commerce	Assam Industrial Development Corporation Ltd.	Enhancement of Authorised Share Capital	Approved and recommended for enhancement from Rs.100crore to Rs.150crore
		Power	Assam Power Generation Corporation Ltd.	Enhancement of Equity of Govt. of Assam for Namrup Replacement Project	Approved and recommended for enhancement from Rs.123.29 to Rs.208crore
20.12.2011	PIB	Industries & Commerce	Assam Petrochemicals Ltd.	Investment of fresh Equity of Rs.140crore	Approved and recommended for Rs.140crore
23.03.2012	PIB	Mines & Mineral	Assam Mineral Development Corporation Ltd.	Payment of Rs.5crore as equity Share Capital & reimbursement of Rs.0.39crore to AMDC	Approved and recommended for Rs.5.39crore
<b>Total</b>	<b>3</b>	<b>3</b>	<b>4</b>	<b>4</b>	<b>230.10</b>

## ROLES OF PUBLIC ENTERPRISES DEPARTMENT & PUBLIC ENTERPRISES SELECTION BOARD

The Sub Rule 54.C (b) of the Assam Rules of Executive Business provides that all appointment to the Board of Directors and appointment of Chief Executives of Public Sector Undertakings should be done in consultation with the Public Enterprises Department.

Accordingly, a Public Enterprises Selection Board (PESB) was constituted with

- |   |                      |
|---|----------------------|
| 1. The Chief Secretary, Assam   | as Chairman          |
| 2. The Special Commissioner & Special Secretary<br>P & D Department                   | as Member            |
| 3. The Commissioner & Secretary, Finance<br>Department.                               | as Member            |
| 4. The Special Secretary / Secretary of the<br>concerned Administrative Department    | as Member            |
| 5. The Commissioner & Secretary Personnel<br>Department.                              | as Member            |
| 6. An expert on management of Public Enterprises,<br>to be nominated by the Chairman. | as Member            |
| 7. The Secretary, Public Enterprises Department.                                      | as Member- Secretary |

Public Enterprises Department function as the secretariat to the Board. As per guidelines, the Board is responsible for selection of persons for appointment to the posts of Executive, Chairman, Managing Director, Functional Director and General Manager of the State Level Public Enterprises.

The administrative department proposing recruitment from the market are to get the draft advertisements, incorporating essential parameters like minimum qualification; period of experience in specific rank & disciplines; salary & perks offered ; tenure & terms of service ; maximum period required to join ; reservations, if any ; due date etc., approved by the Public Enterprises Department, before release of advertisement in the newspapers and / or any other media. On receipt of applications, the administrative departments are to prepare statements covering all relevant details and send the same to the Public Enterprises Department for placement before Public Enterprises Selection Board. In case the selection is contemplated from amongst the officers in Government Department / Public Enterprises, the Public Enterprises Department is required to be furnished with details of candidates proposed for consideration of selection by the Public Enterprises Selection Board.

During 2009-10 to 2011-12, the following proposals from different departments were considered by the PESB in their meetings indicated year wise in the following statements.

### **Proposal considered by PESB during 2009-10.**

Date of Meeting	Administrative Departments	Enterprises	Proposal	Recommendation of PESB
06.08.2009	Industries & Commerce	Assam Gas Company Ltd.	Selection of Managing Director of AGCL.	Sri B.B.Gohain selected and joined as MD, AGCL.
28.11.2008		Assam Petrochemicals Ltd.	Selection of Managing Director of APL.	Short listed 11 candidates to call for interview but minutes not issued, invalid.
01.12.2011		Assam Petrochemicals Ltd.	Selection of General Manager (Marketing) of APL.	Selected Shri Asesh Krisna Deb, but not yet joined.

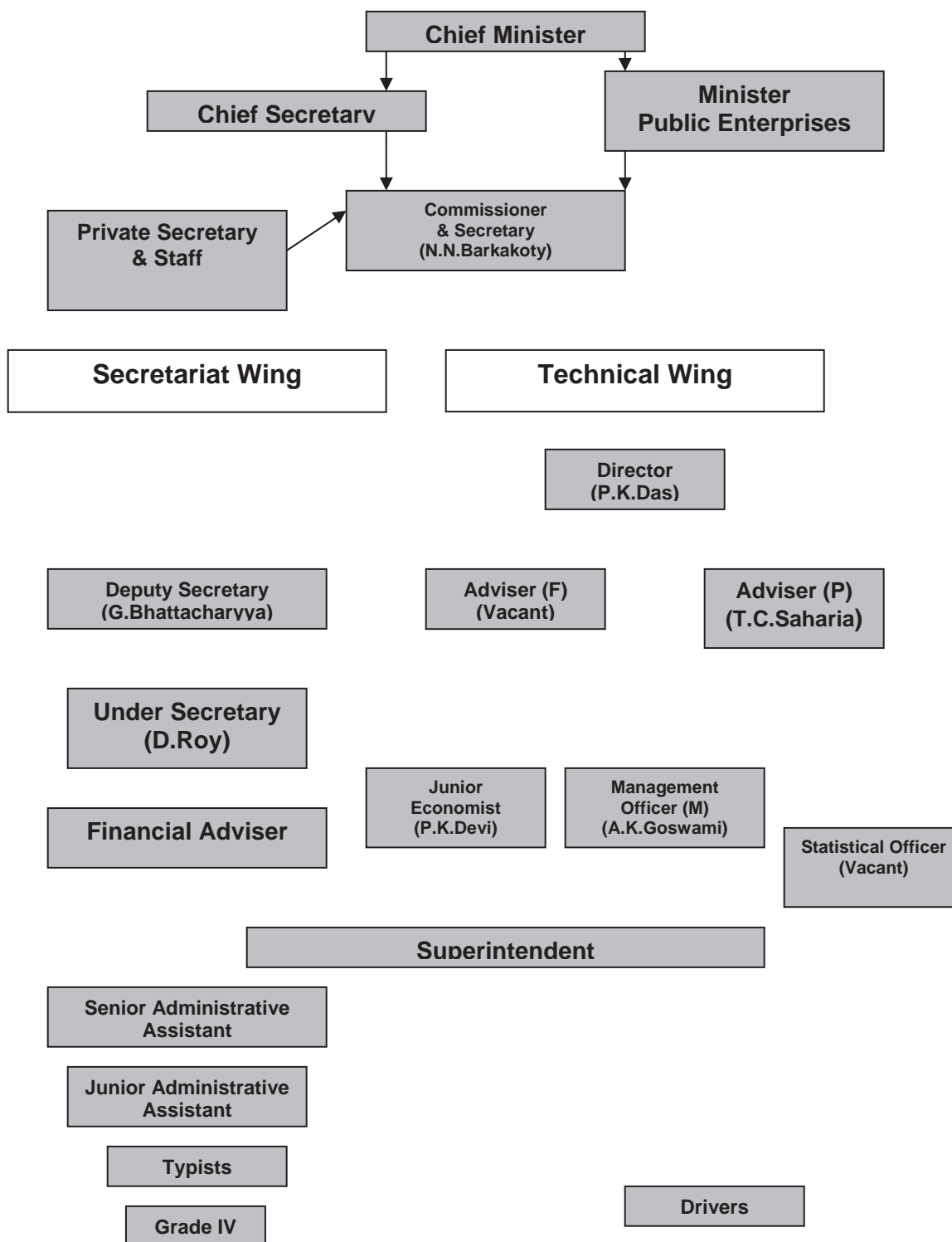
### Proposal considered by PESB during 2010-11.

Date of Meeting	Administrative Departments	Enterprises	Proposal	Recommendation of PESB
04.05.2010	Industries & Commerce	Assam Petrochemicals Ltd.	Selection of Managing Director of APL.	Short listed 6 candidates to call for interview.
29.05.2010		Assam Petrochemicals Ltd.	Selection of Managing Director of APL.	Recommended in order of preference a panel of 2 candidates for appointment.
18.01.2011		Assam Petrochemicals Ltd.	Selection of General Manager (Finance & Accounts) of APL.	8 candidates called but none appeared PESB for interview and directed for fresh advertisement by APL.
	Mines & Mineral	Assam Mineral Development Corporation Ltd.	Selection by promotion of Sri J.P.Baruah as regular Managing Director of AMDC.	Recommended for regular appointment of Sri J.P.Baruah as MD AMDC Ltd.

### Proposal considered by PESB during 2011-12.

Date of Meeting	Administrative Departments	Enterprises	Proposal	Recommendation of PESB
20.06.2011	Industries & Commerce	Assam Petrochemicals Ltd.	Selection of General Manager (Finance & Accounts) of APL.	Selected Shri Ravi Sawalani & joined APL.
01.12.2011		Assam Petrochemicals Ltd.	Selection of General Manager (Marketing) of APL.	Selected Shri Asesh Krisna Deb, but not yet joined.

ORGANOGRAM OF THE  
DEPARTMENT OF PUBLIC ENTERPRISES  
GOVERNMENT OF ASSAM  
[As on 27<sup>th</sup> January, 2014]





**STATUS ON FINALISATION OF ACCOUNTS OF STATE PSUs :** **As per latest available Information (As on 11.02.2014)**

Sl No.	Administrative Department	Sl No.	Name of the PSUs	Provisional accounts accepted by the Board up to	Statutory Auditor appointed up to	Statutory Audit completed up to	AG Audit completed up to	Accounts adopted in AGM up to as per latest available data	Arrear upto 2012-13 in regard to completion of CAG/RCS Audit
1	Industries & Commerce	1	Assam Petrochemicals Ltd.	2011-12	2012-13	2012-13	2012-13	2012-13	0
		2	Assam Gas Company Ltd.	2011-12	2012-13	2011-12	2011-12	2011-12	1
		3	Assam Industrial Development Corporation Ltd.	2011-12	2012-13	2011-12	2011-12	2010-11	1
		4	Asiok Paper Mill (Assam) Ltd.	2009-10	2012-13	2010-11	2010-11	2010-11	1
		5	Assam State Fertilizer & Chemicals Ltd.	2011-12	2011-12	2005-06	2005-06	2005-06	7
		6	Assam Tea Corporation Ltd.	1999-2000	2007-08	1998-99	1998-99	1998-99	14
		7	Assam Small Industries Development Corporation Ltd.	2011-12	2011-2012	2000-01	1994-95	1992-93	20
		8	DNP Ltd.	2011-12	2012-13	2011-12	2011-12	2011-12	1
		9	Assam Industrial Infrastructure Development Corporation Ltd.	2009-10	Nil	Nil	Nil	Nil	15
		10	Assam Trade Promotion Organisation	2012-13	2012-13	2011-12	2011-12	2010-11	1
2.	WPT & BC	11	Assam Plain Tribes Development Corporation Ltd.	2008-09	2002-03	1989-90	1988-89	1987-88	24
		12	Assam State Development Corporation for S.C. Ltd.	2009-10	2011-12	2011-12	2011-12	2003-04	1
		13	Assam State Development Corporation for O.B.C. Ltd.	2010-11	2011-12	1998-99	1991-92	1990-91	21
3		14	Assam State Textbook Production & Publication corporation Ltd.	2010-11	2011-12 (for 2001-02 to 2006-07 not appointed)	1990-91	1990-91	1990-91	22
4	Mines & Mineral	15	Assam Mineral Development Corporation Ltd.	2012-13	2010-11	2007-08	2007-08	2006-07	5
		16	Assam Hydrocarbon & Energy Co. Ltd.	--	2012-13	2011-12	2011-12	2008-09	1
5	Information Technology	17	Assam Electronics Development Corporation Ltd.	2011-12	2011-12	2009-10	2009-10	2006-07	3
6	Agriculture	18	Assam Seeds Corporation Ltd.	2010-11	2012-13	2009-10	2009-10	2009-10	3
7	Home	19	Assam Police Housing Corporation Ltd.	2011-12	2011-12	2011-12	2011-12	2007-08	1

Sl No.	Administrative Department	Sl No.	Name of the PSUs	Provisional accounts accepted by the Board up to	Statutory Auditor appointed up to	Statutory Audit completed up to	AG Audit completed up to	Accounts adopted in AGM up to as per latest available data	Arrear upto 2012-13 in regard to completion of CAG/RCS Audit
8	Fisheries	20	Assam Fisheries Development Corporation Ltd.	2010-11	2011-12	2010-11	2010-11	2009-10	2
9	Tourism	21	Assam Tourism Development Corporation Ltd.	2011-12	2012-13	2011-12	2010-11	2010-11	2
10	Welfare of Minorities	22	Assam Minorities Development & Finance Corporation Ltd.	2008-09	2011-12	Nil	Nil	Nil	16
11	Cultural Affairs	23	Assam State Film (Fin. & Dev.) Corporation Ltd.	2011-12	2011-12	2003-04	2003-2004	1999-2000	9
12	Soil Conservation	24	Assam Plantation Crops Development Corporation Ltd.	2010-11	2000-01	1988-89	1987-88	1987-88	25
13	Hill Areas	25	Assam Hill Small Industries Development Corporation Ltd.	2010-11	2010-11	1990-91	1990-91	1990-91	22
14	H. T. & Sericulture	26	Assam Govt. Marketing Corporation Ltd.	---	2000-01	1989-90	1989-90	1986-87	23
15	A.H. & Veterinary	27	Assam Livestock & Poultry Corporation Ltd.	2012-13	1994-95	1994-95	1990-91	1990-91	22
16	Power	28	Assam Electricity Grid Corporation Ltd.	2012-13	2012-13	2012-13	2012-13	2010-11	0
		29	Assam Power Generation Corporation Ltd.	2011-12	2012-13	2011-12	2011-12	2010-11	1
		30	Assam Power Distribution Company Ltd.	2011-12	2011-12	2011-12	2011-12	2010-11	1
17	Transport	31	Assam State Transport Corporation	2010-11	-	2009-10	2009-10	2006-07	3
18	Finance (EA)	32	Assam Financial Corporation	2012-13	2012-13	2012-13	2012-13	2012-13	0
19	Urban Development	33	Assam Urban Water Supply & Sewerage Board	2011-12	2011-12	2010-11	2010-11	2009-10	2
		34	Assam State Housing Board	2010-11	2010-11	2009-10	2009-10	2009-10	3
20	Co-operation	35	Assam State Warehousing Corporation	2011-12	2011-12	2008-09	2008-09	2007-08	4
		36	Assam Polyester Co-operative Society Ltd.	2011-12	2011-12	2011-12	--	2011-12	1
		37	ARTFED	2009-10	2009-10	2009-10	2009-10	--	3
		38	Assam Co-operative Jute Mills Ltd.	2011-12	2011-12	2011-12	2011-12	2011-12	1